



MARKET DAILY

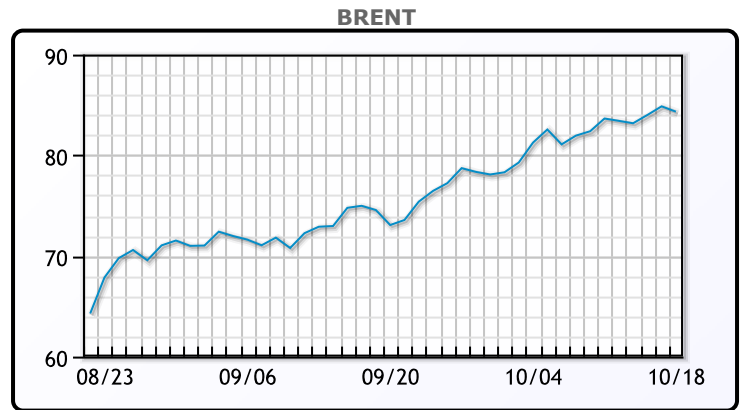
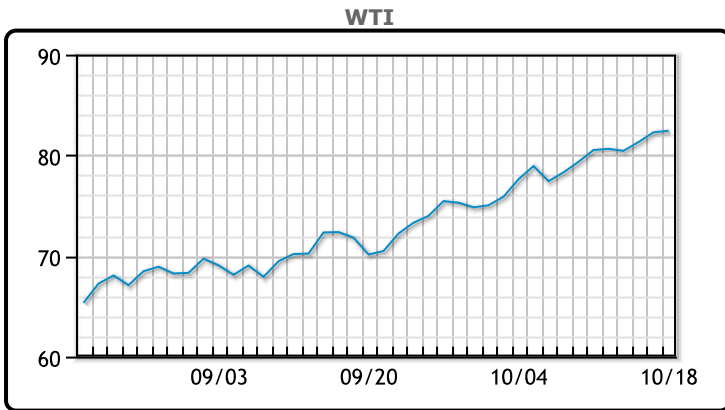
<https://www.pflpetroleum.com>
 1865 Veterans Park Dr. Suite 303
 Naples, Florida 34109
 Phone: 239-390-2885
 Fax: 239-949-0611
 Oct 18, 2021 7:14 PM

Major Energy Futures		
	Settle	Change
Brent	84.33	-0.7
Gas Oil	738.5	19.25
Natural Gas	4.989	-0.277
RBOB	248.66	5.14
ULSD	254.92	1.23
WTI	82.44	0.16

Market Commentary

Prices were mixed, with Brent pulling back slightly after touching multi year highs. Production at U.S. factories fell by the most in seven months in September, further evidence that supply constraints were hampering economic growth. "The oil market started off with a lot of exuberance, but weak data on U.S. industrial production caused people to lose confidence in demand, and China released data that intensified those worries," said Phil Flynn, senior analyst at Price Futures Group in New York. China's daily crude processing rate in September fell to the lowest since May 2020. The PRC also showed 3Q economic growth falling to its lowest level in a year. WTI traded up \$.16 or .19% to close at \$82.44. Brent traded down \$.70 or -.82% to close at \$84.16.

Crude & Product Markets

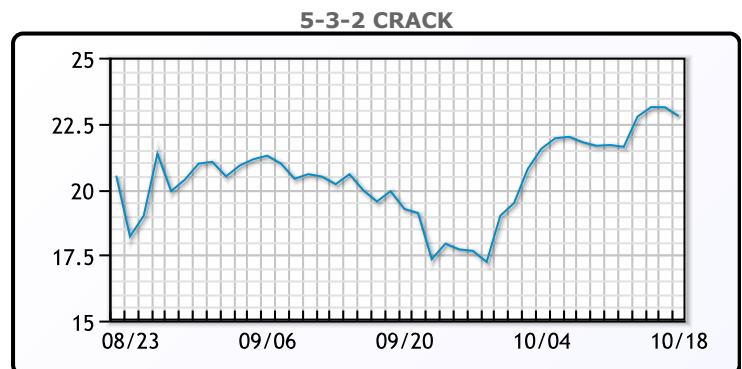
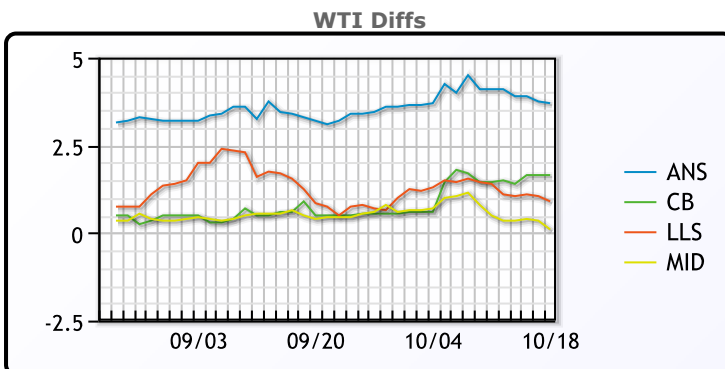


CRUDE

	Last	Week Ago	Month Ago
ANS	86.14	84.62	75.07
BLS	84.09	81.97	72.47
LLS	83.34	81.92	72.72
Mid	82.54	81.02	72.42
WTI	82.44	80.52	71.97

PRODUCTS

	Last	Week Ago	Month Ago
Gulf RBOB	241.16	232.91	212.5
Gulf ULSD	249.02	245.65	215.91
NYH RBOB	257.04	244.29	222.13
NYH ULSD	255.79	252.88	221.16
USGC 3%	74.38	75.13	64.38



3-2-1 Crack



Gulf 3-2-1 Crack



NGLs

MB

	Last	Week Ago	Month Ago
Butane	168.875	162.5	148.25
IsoButane	167.375	161.5	149
Natural Gasoline	194	191.5	173
Propane	148.25	146.75	133.5

CONWAY

	Last	Week Ago	Month Ago
Butane	173	168.75	148.5
IsoButane	171	170	152.5
Natural Gasoline	191	189	170
Propane	148	147.75	133.5

MB NON

	Last	Week Ago	Month Ago
Butane	167.375	161.5	149.25
IsoButane	167.375	161.5	149
Natural Gasoline	194.25	192.25	173.5
Propane	148.13	147	133.5

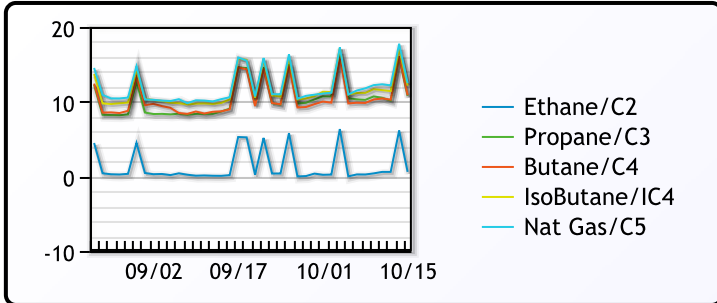
EDMONTON

	Last	Week Ago	Month Ago
Propane	135.13	137.63	119.75

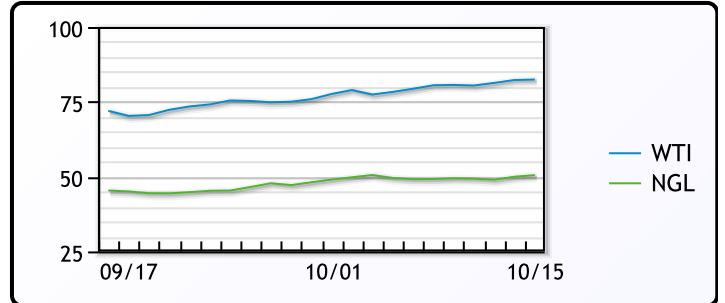
SARNIA

	Last	Week Ago	Month Ago
Propane	161.5	161.5	145.25

FRAC SPREAD



WTI vs NGL



FX

	Last	Change
CAD	1.2376	-0.0003
DXY	93.957	0.02
Gold	1764.99	0.13

RATES

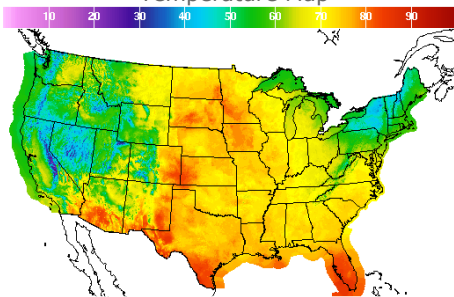
	Last	Change
US 2yr	0.4254	0.0305
US 10yr	1.6002	0.0299
CAN 10yr	1.588	0.002

EQUITIES

	Last	Change
Nasdaq	15021.81	124.47
TSX	1261.31	4.884
S&P 500	4486.46	15.09

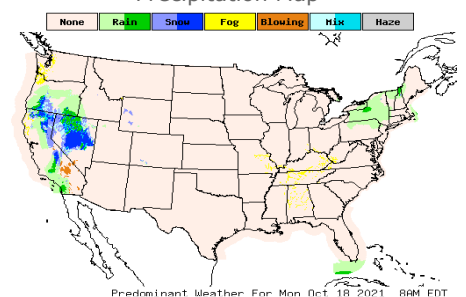
Weather Data

Temperature Map



City	HIGH °F	LOW °F
Calgary	42	35
Conway	70	48
Cushing	71	51
Denver	73	55
Houston	76	60
Mont Belvieu	73	55
Sarnia	57	44
Williston	70	49

Precipitation Map



This report has been prepared by PFL Petroleum Limited personnel for your information only and the views expressed are intended to provide market commentary and are not recommendations. This report is not an offer to sell or a solicitation of any offer to buy any security. The information contained herein has been compiled by PFL from sources believed to be reliable, but no representation or warranty, express or implied, is made by PFL Petroleum Limited, its affiliates or any other person as to its accuracy, completeness or correctness. Copyright 2017 PFL Petroleum Limited. All Rights Reserved