



MARKET DAILY

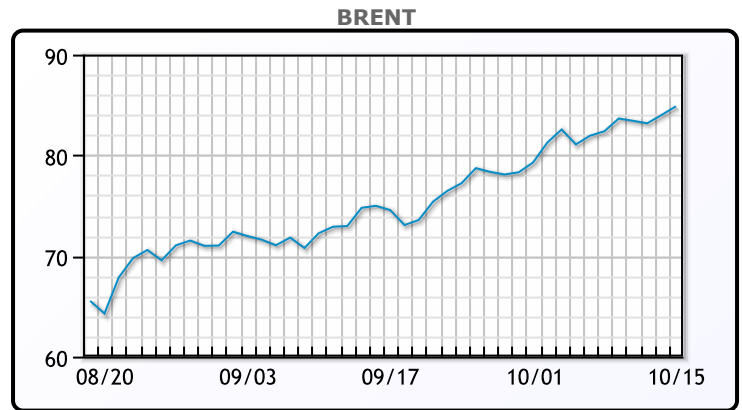
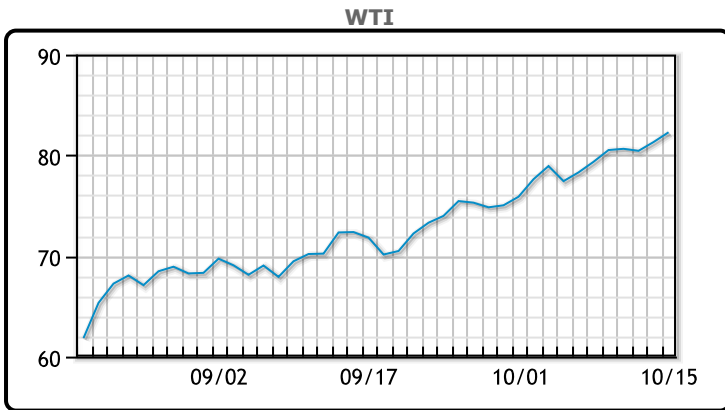
<https://www.pflpetroleum.com>
 1865 Veterans Park Dr. Suite 303
 Naples, Florida 34109
 Phone: 239-390-2885
 Fax: 239-949-0611
 Oct 15, 2021 5:50 PM

Major Energy Futures		
	Settle	Change
Brent	84.86	0.86
Gas Oil	746.75	4.25
Natural Gas	5.41	0.097
RBOB	248.64	2.95
ULSD	257.37	4.03
WTI	82.28	0.97

Market Commentary

Oil prices continued to rise today, despite yesterday's much larger than expected build in crude inventories. Demand has continued to pick up as the world has recovered from the pandemic, with a boost from power generators switching away from expensive gas and coal. "It will take a trifecta of events to derail this oil price rally: OPEC+ unexpectedly boosts output, warm weather hits the Northern Hemisphere, and if the Biden administration taps the strategic petroleum reserves," said Edward Moya, senior market analyst at OANDA. U.S. energy firms this week added oil and natural gas rigs for a sixth week in a row. WTI traded up \$.97 or 1.19% to close at \$82.28. Brent traded up \$.86 or 1.02% to close at \$84.86.

Crude & Product Markets

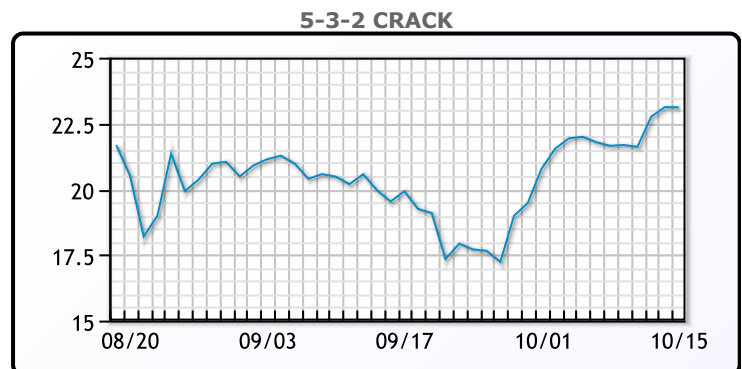
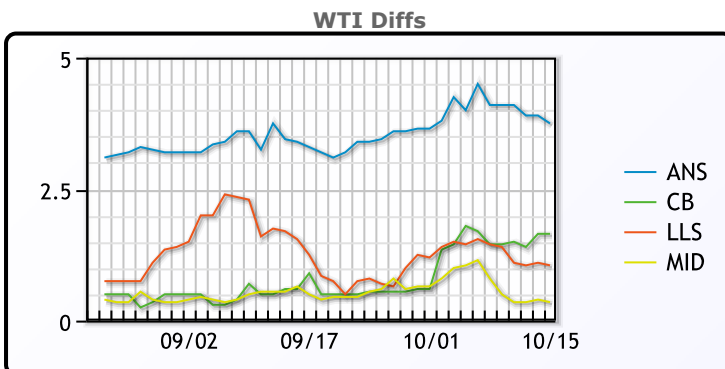


CRUDE

	Last	Week Ago	Month Ago
ANS	86.03	83.45	75.91
BLS	83.93	80.8	73.51
LLS	83.33	80.8	73.86
Mid	82.63	80.15	73.11
WTI	82.28	79.35	72.61

PRODUCTS

	Last	Week Ago	Month Ago
Gulf RBOB	241.39	232.75	218.66
Gulf ULSD	251.17	241.62	215.83
NYH RBOB	256.64	242.75	226.53
NYH ULSD	258.99	248.37	220.66
USGC 3%	75.38	73.88	66.13



3-2-1 Crack



Gulf 3-2-1 Crack



NGLs

MB

	Last	Week Ago	Month Ago
Butane	167.75	159.63	147.25
IsoButane	166.38	159.5	146
Natural Gasoline	194.75	190	173.3
Propane	148.13	145.5	130.38

CONWAY

	Last	Week Ago	Month Ago
Butane	173	165.5	148
IsoButane	170	167	150
Natural Gasoline	193	187	171
Propane	149.5	146	130.5

MB NON

	Last	Week Ago	Month Ago
Butane	166.25	158.63	146.38
IsoButane	166.38	159.5	146
Natural Gasoline	195.25	190.25	173.5
Propane	148.13	145.63	130.38

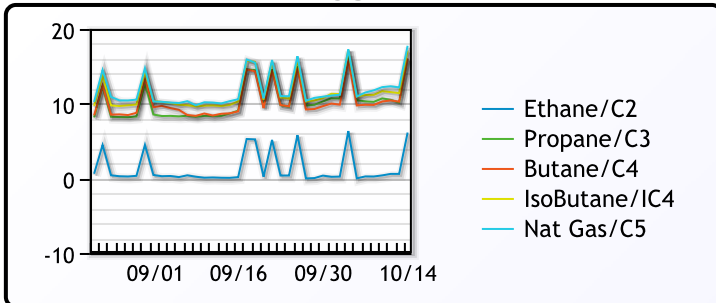
EDMONTON

	Last	Week Ago	Month Ago
Propane	136.5	136	116.5

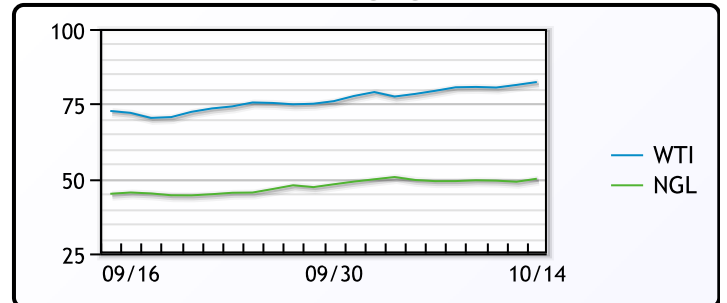
SARNIA

	Last	Week Ago	Month Ago
Propane	161.5	161.5	140

FRAC SPREAD



WTI vs NGL



FX

	Last	Change
CAD	1.2368	-0.0002
DXY	93.954	-0.002
Gold	1767.62	-28.25

RATES

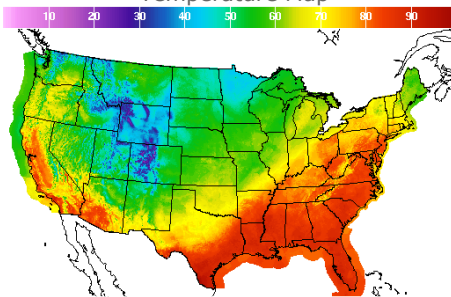
	Last	Change
US 2yr	0.3949	0.0347
US 10yr	1.5703	0.0596
CAN 10yr	1.586	0.052

EQUITIES

	Last	Change
Nasdaq	14897.34	73.91
TSX	1256.43	8.566
S&P 500	4471.37	33.11

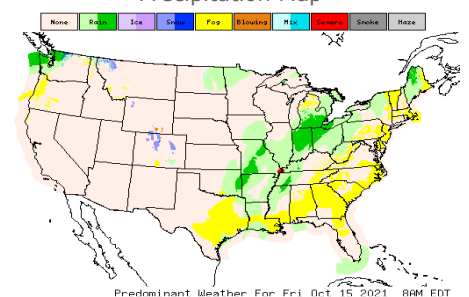
Weather Data

Temperature Map



City	HIGH °F	LOW °F
Calgary	57	29
Conway	51	40
Cushing	66	52
Denver	55	38
Houston	87	74
Mont Belvieu	86	69
Sarnia	63	57
Williston	54	36

Precipitation Map



This report has been prepared by PFL Petroleum Limited personnel for your information only and the views expressed are intended to provide market commentary and are not recommendations. This report is not an offer to sell or a solicitation of any offer to buy any security. The information contained herein has been compiled by PFL from sources believed to be reliable, but no representation or warranty, express or implied, is made by PFL Petroleum Limited, its affiliates or any other person as to its accuracy, completeness or correctness. Copyright 2017 PFL Petroleum Limited. All Rights Reserved