



MARKET DAILY

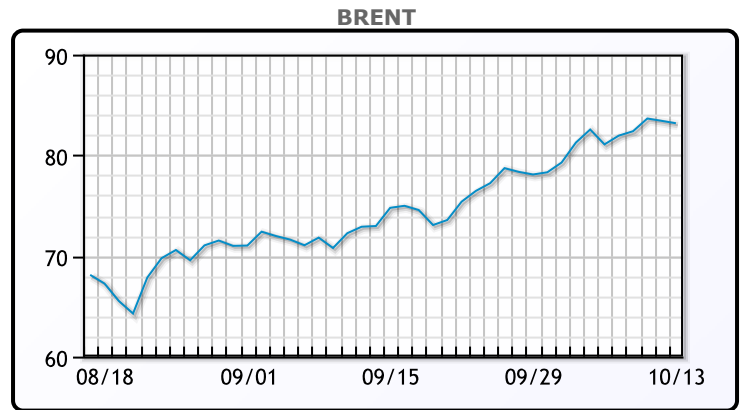
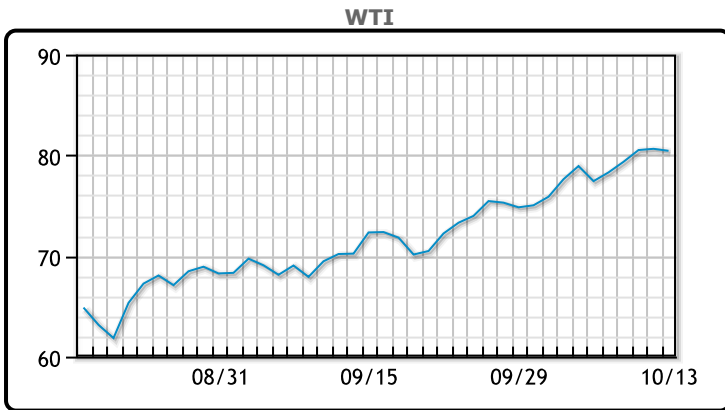
<https://www.pflpetroleum.com>
 1865 Veterans Park Dr. Suite 303
 Naples, Florida 34109
 Phone: 239-390-2885
 Fax: 239-949-0611
 Oct 13, 2021 6:24 PM

Major Energy Futures		
	Settle	Change
Brent	83.18	-0.24
Gas Oil	723.25	-7
Natural Gas	5.59	0.085
RBOB	240.55	2.26
ULSD	252.11	1.11
WTI	80.44	-0.2

Market Commentary

Oil prices eased slightly today, but gasoline and diesel futures closed at their highest level since 10/2014. China is in the midst of a severe energy crisis, and markets have focused on how the energy supply crunch will affect demand, especially in places like the PRC. However, China did release data today showing September imports were down 15%. OPEC+ also released a report, actually trimming its world oil demand growth forecasts for 2021. "Today's monthly OPEC report appeared to offer something for both the bulls and the bears with the agency unexpectedly reducing their global oil demand forecast...for this year while adjusting their non-OPEC supply growth estimate downward," said Jim Ritterbusch, president of Ritterbusch and Associates in Galena, Illinois. The EIA inventory report will come out a day late due to the holiday on Monday. WTI traded down \$.20 or -.25% to close at \$80.44. Brent traded down \$.24 or -.28% to close at \$83.18.

Crude & Product Markets

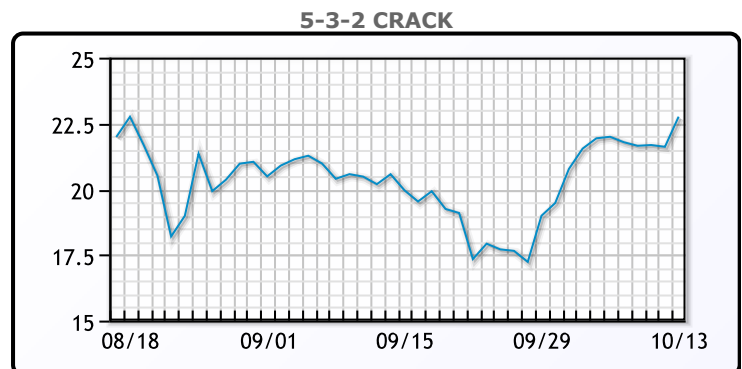
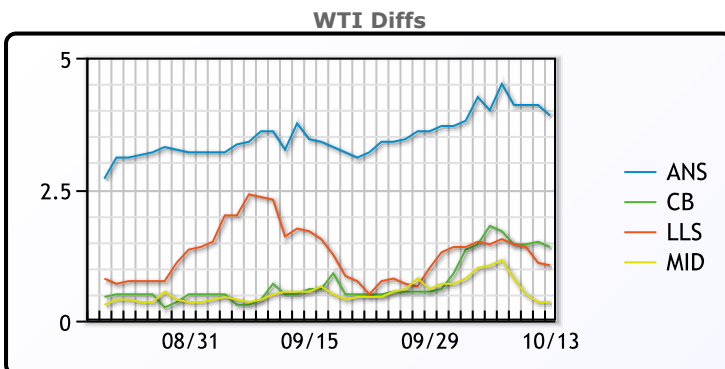


CRUDE

	Last	Week Ago	Month Ago
ANS	84.34	81.43	73.9
BLS	81.84	79.23	71.05
LLS	81.49	78.88	72.15
Mid	80.79	78.48	71
WTI	80.44	77.43	70.45

PRODUCTS

	Last	Week Ago	Month Ago
Gulf RBOB	235.55	227.09	215.59
Gulf ULSD	245.99	238.3	211.23
NYH RBOB	246.68	236.37	222.34
NYH ULSD	253.11	244.7	215.83
USGC 3%	73.38	73.13	63.88



3-2-1 Crack



Gulf 3-2-1 Crack



NGLs

MB

	Last	Week Ago	Month Ago
Butane	161	161.25	140.75
IsoButane	159.5	161	140.75
Natural Gasoline	191.25	184	166.5
Propane	142	150	123.5

CONWAY

	Last	Week Ago	Month Ago
Butane	164	166.25	141
IsoButane	164.5	170	143
Natural Gasoline	189	182	166
Propane	142.5	150.5	124

MB NON

	Last	Week Ago	Month Ago
Butane	159.5	160.25	141.75
IsoButane	159.5	161	140.75
Natural Gasoline	191.75	185.25	167
Propane	142.13	150.25	123.75

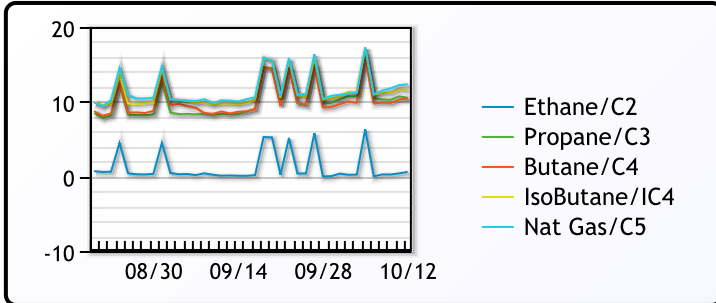
EDMONTON

	Last	Week Ago	Month Ago
Propane	130	139.88	109.88

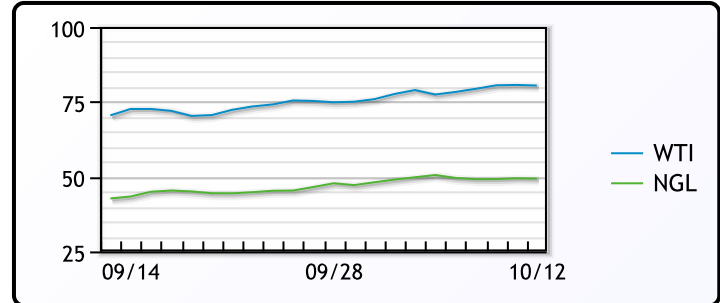
SARNIA

	Last	Week Ago	Month Ago
Propane	161.5	164	137.5

FRAC SPREAD



WTI vs NGL



FX

	Last	Change
CAD	1.2439	-0.0004
DXY	94.08	-0.43601
Gold	1792.82	-0.15

RATES

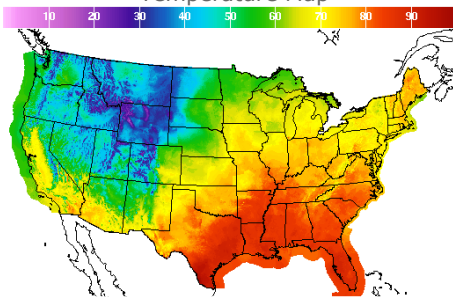
	Last	Change
US 2yr	0.358	0.0201
US 10yr	1.5368	-0.0401
CAN 10yr	1.605	-0.016

EQUITIES

	Last	Change
Nasdaq	14571.63	105.71
TSX	1235.85	9.539
S&P 500	4363.8	13.15

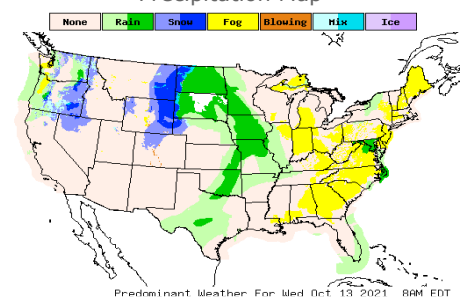
Weather Data

Temperature Map



City	HIGH °F	LOW °F
Calgary	40	24
Conway	54	41
Cushing	78	67
Denver	59	40
Houston	88	77
Mont Belvieu	85	77
Sarnia	70	62
Williston	37	33

Precipitation Map



This report has been prepared by PFL Petroleum Limited personnel for your information only and the views expressed are intended to provide market commentary and are not recommendations. This report is not an offer to sell or a solicitation of any offer to buy any security. The information contained herein has been compiled by PFL from sources believed to be reliable, but no representation or warranty, express or implied, is made by PFL Petroleum Limited, its affiliates or any other person as to its accuracy, completeness or correctness. Copyright 2017 PFL Petroleum Limited. All Rights Reserved