



MARKET DAILY

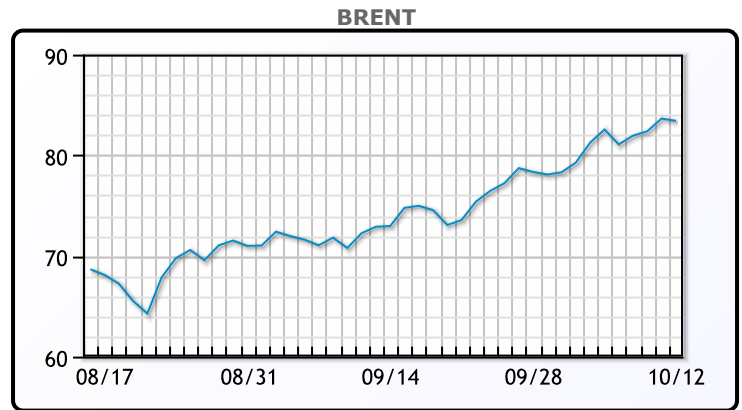
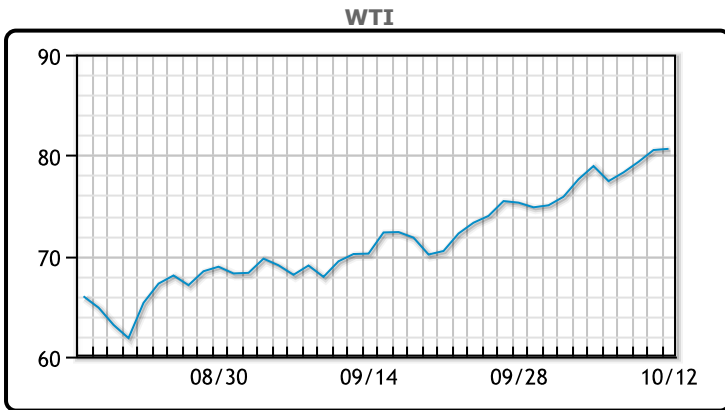
<https://www.pflpetroleum.com>
 1865 Veterans Park Dr. Suite 303
 Naples, Florida 34109
 Phone: 239-390-2885
 Fax: 239-949-0611
 Oct 12, 2021 5:51 PM

Major Energy Futures		
	Settle	Change
Brent	83.42	-0.27
Gas Oil	720	10.25
Natural Gas	5.505	-0.22
RBOB	238.29	1.17
ULSD	251	4.13
WTI	80.64	0.12

Market Commentary

Oil prices were steady today whipsawing between gains and losses. Market analysts are beginning to show more concern that rising prices will hurt demand in the long run. "People are starting to realize that the risk of higher energy prices could derail growth," said Phil Flynn, an analyst at Price Futures Group in Chicago. "Is energy demand a good thing or a bad thing?". Even as demand has surged OPEC+ has decided to keep with their current output schedule. The European gas index has come off in recent days but still remains elevated, at roughly the equivalent of \$169/bbl crude. WTI traded up \$.12 or .15% to close at \$80.64. Brent traded down \$-.27 or .32% to close at \$83.38.

Crude & Product Markets

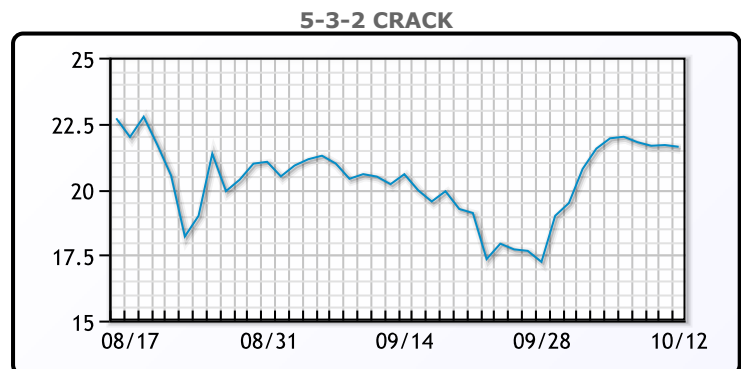
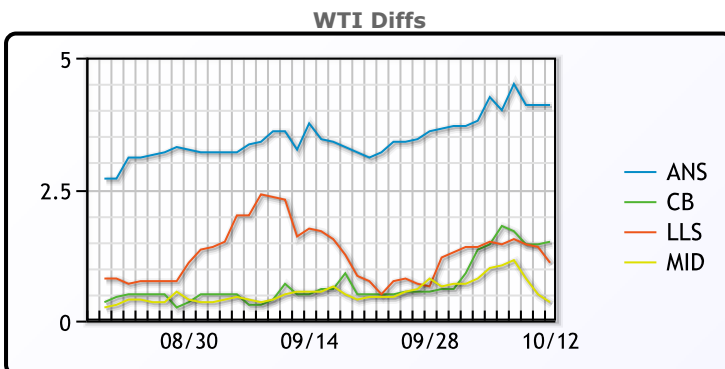


CRUDE

	Last	Week Ago	Month Ago
ANS	84.74	83.18	73.47
BLS	82.14	80.38	70.22
LLS	81.74	80.43	71.47
Mid	80.99	79.93	70.27
WTI	80.64	78.93	69.72

PRODUCTS

	Last	Week Ago	Month Ago
Gulf RBOB	232.41	232.54	214.78
Gulf ULSD	244.95	243.61	209.95
NYH RBOB	244.79	242.04	225.65
NYH ULSD	253.18	249.74	214.73
USGC 3%	74.63	75.13	63.13



3-2-1 Crack



Gulf 3-2-1 Crack



NGLs

MB

	Last	Week Ago	Month Ago
Butane	162.25	163.25	141.25
IsoButane	159.75	162.5	139.75
Natural Gasoline	192	187.75	165.63
Propane	144.75	151.5	122.5

CONWAY

	Last	Week Ago	Month Ago
Butane	165.5	169	140.5
IsoButane	164	169	142
Natural Gasoline	189	185.5	164
Propane	144.75	150	122.5

MB NON

	Last	Week Ago	Month Ago
Butane	159.75	162	143
IsoButane	159.75	162.5	139.75
Natural Gasoline	192.25	189.25	165.13
Propane	145	151.25	122.75

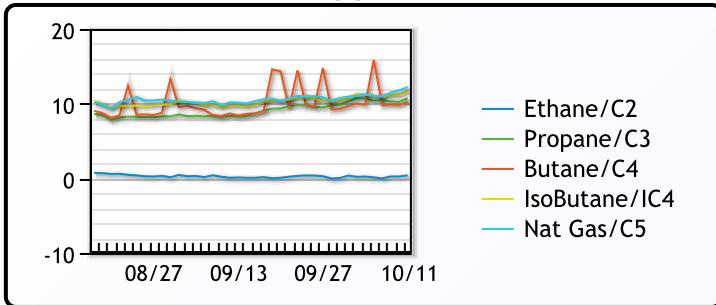
EDMONTON

	Last	Week Ago	Month Ago
Propane	134.75	140	105.5

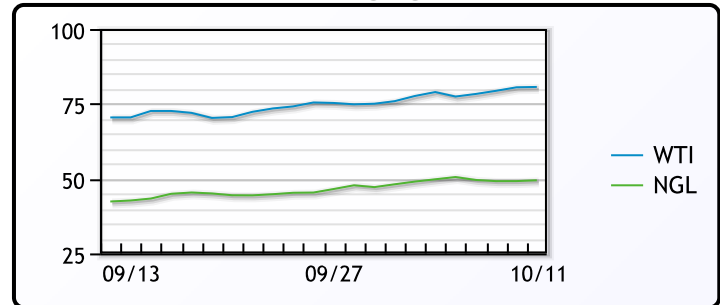
SARNIA

	Last	Week Ago	Month Ago
Propane	161.5	164	137.5

FRAC SPREAD



WTI vs NGL



FX

	Last	Change
CAD	1.2466	-0.0002
DXY	94.51	0.194
Gold	1760.07	-0.11

RATES

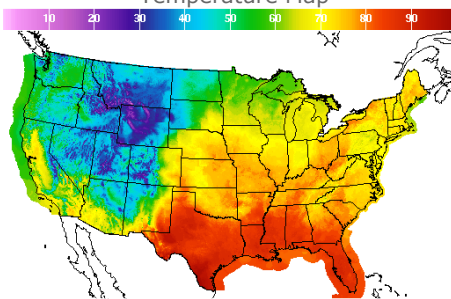
	Last	Change
US 2yr	0.3379	0.0201
US 10yr	1.5769	-0.0349
CAN 10yr	1.621	-0.005

EQUITIES

	Last	Change
Nasdaq	14465.92	-20.28
TSX	1226.31	-0.446
S&P 500	4350.65	-10.54

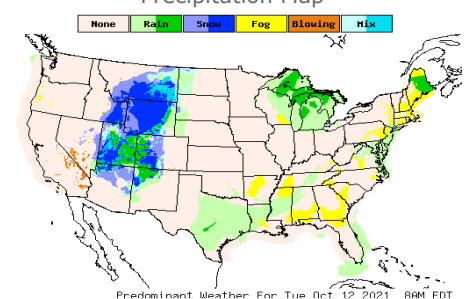
Weather Data

Temperature Map



City	HIGH °F	LOW °F
Calgary	49	23
Conway	50	42
Cushing	75	57
Denver	56	42
Houston	89	76
Mont Belvieu	86	74
Sarnia	72	64
Williston	47	38

Precipitation Map



This report has been prepared by PFL Petroleum Limited personnel for your information only and the views expressed are intended to provide market commentary and are not recommendations. This report is not an offer to sell or a solicitation of any offer to buy any security. The information contained herein has been compiled by PFL from sources believed to be reliable, but no representation or warranty, express or implied, is made by PFL Petroleum Limited, its affiliates or any other person as to its accuracy, completeness or correctness. Copyright 2017 PFL Petroleum Limited. All Rights Reserved