



# MARKET DAILY

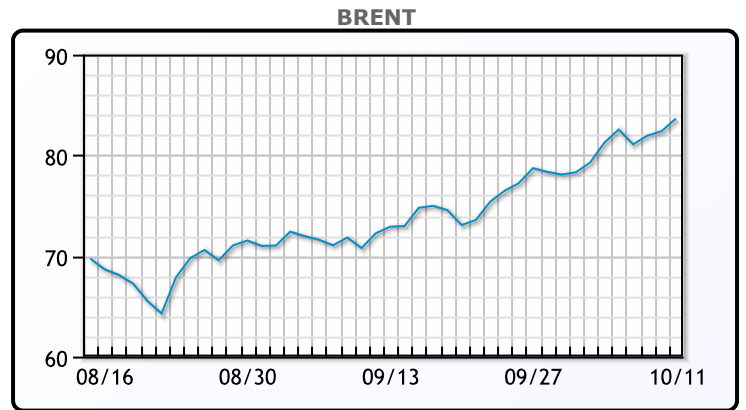
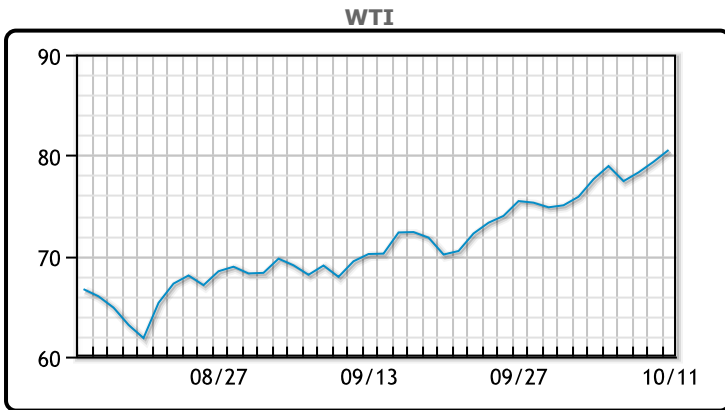
<https://www.pflpetroleum.com>  
 1865 Veterans Park Dr. Suite 303  
 Naples, Florida 34109  
 Phone: 239-390-2885  
 Fax: 239-949-0611  
 Oct 11, 2021 5:41 PM

Major Energy Futures		
	Settle	Change
Brent	83.65	1.23
Gas Oil	727.5	12.25
Natural Gas	5.345	-0.112
RBOB	237.79	3.18
ULSD	251.5	1.41
WTI	80.52	1.17

**Market Commentary**

Oil prices rallied again today, settling at new multiyear highs as global demand is skyrocketing. A U.S. administration official on Monday said the White House stands by its calls for oil-producing countries to "do more", and said they are closely monitoring the cost of oil and gasoline. The pace of economic recovery from the pandemic has supercharged energy demand at a time when oil output has slowed due to cutbacks from producing nations during the pandemic, focus on costs by oil companies and pressure on governments to transition to cleaner energy. "Everything is very much focused on the lack of supply returning at a time when demand appears to be roaring back," said Matt Smith, lead oil analyst at Kpler. WTI traded up \$1.17 or 1.47% to close at \$80.52. Brent traded up \$1.23 or 1.49% to close at \$83.62.

## Crude & Product Markets

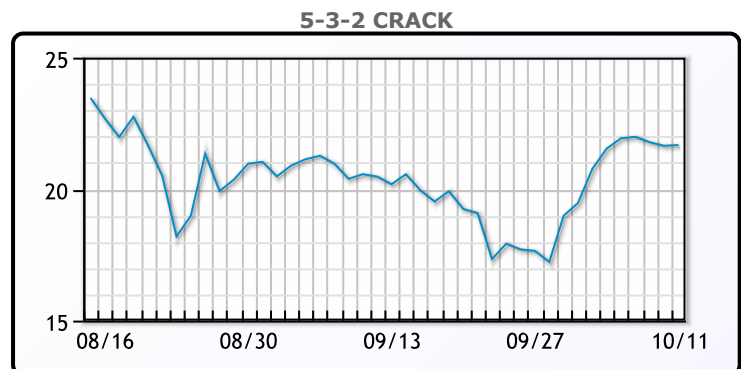
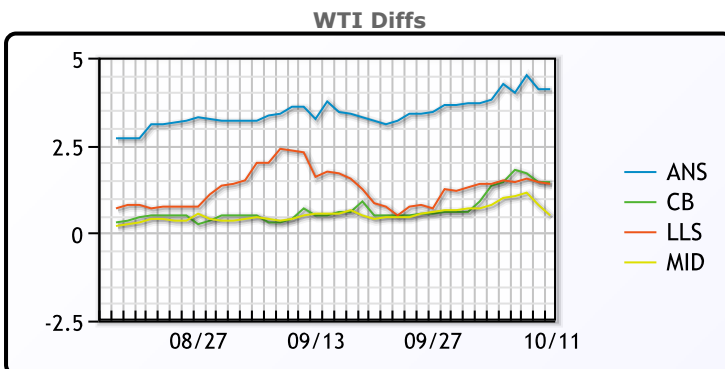


**CRUDE**

	Last	Week Ago	Month Ago
ANS	84.62	81.42	73.47
BLS	81.97	78.97	70.22
LLS	81.92	79.02	71.47
Mid	81.02	78.42	70.27
WTI	80.52	77.62	69.72

**PRODUCTS**

	Last	Week Ago	Month Ago
Gulf RBOB	232.91	227.6	214.78
Gulf ULSD	245.65	238.11	209.95
NYH RBOB	244.29	237.1	225.65
NYH ULSD	252.88	244.41	214.73
USGC 3%	75.13	72.63	63.13



**3-2-1 Crack**



**Gulf 3-2-1 Crack**



**NGLs**

**MB**

	Last	Week Ago	Month Ago
Butane	161.38	161.12	141.25
IsoButane	161.5	161.5	139.75
Natural Gasoline	191.5	184.75	165.63
Propane	147	150.63	122.5

**CONWAY**

	Last	Week Ago	Month Ago
Butane	168.25	167.25	140.5
IsoButane	169.75	164.5	142
Natural Gasoline	189	179.5	164
Propane	147.63	149.63	122.5

**MB NON**

	Last	Week Ago	Month Ago
Butane	160.38	160.75	143
IsoButane	161.5	161.5	139.75
Natural Gasoline	192.25	186.25	165.13
Propane	147	150.63	122.75

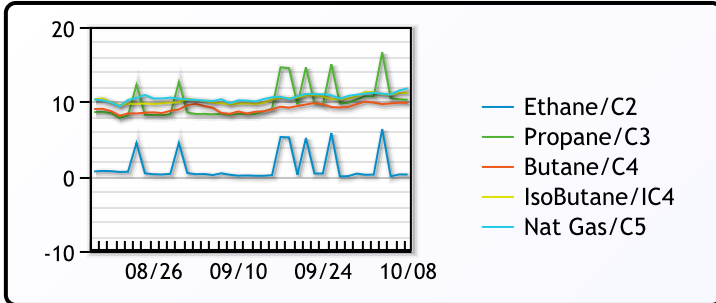
**EDMONTON**

	Last	Week Ago	Month Ago
Propane	137.63	139.63	105.5

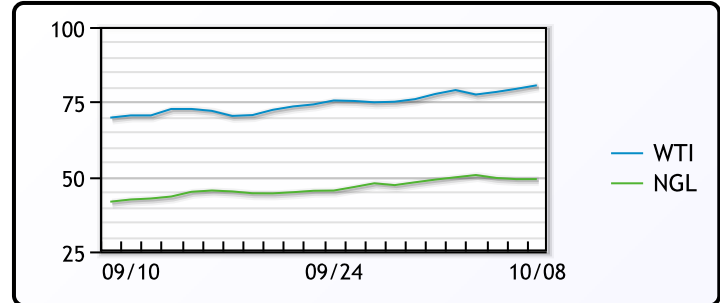
**SARNIA**

	Last	Week Ago	Month Ago
Propane	161.5	164	137.5

**FRAC SPREAD**



**WTI vs NGL**



**FX**

	Last	Change
CAD	1.2486	0.0003
DXY	94.362	0.295
Gold	1754.13	-0.02

**RATES**

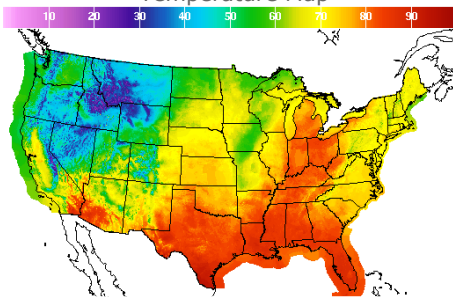
	Last	Change
US 2yr	0.3178	0
US 10yr	1.6118	0
CAN 10yr	1.626	0

**EQUITIES**

	Last	Change
Nasdaq	14486.2	-93.34
TSX	1226.76	1.341
S&P 500	4361.19	-30.15

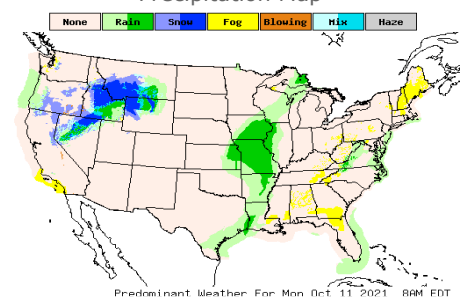
**Weather Data**

**Temperature Map**



City	HIGH °F	LOW °F
Calgary	42	27
Conway	62	47
Cushing	76	58
Denver	69	51
Houston	86	74
Mont Belvieu	85	74
Sarnia	76	63
Williston	53	41

**Precipitation Map**



This report has been prepared by PFL Petroleum Limited personnel for your information only and the views expressed are intended to provide market commentary and are not recommendations. This report is not an offer to sell or a solicitation of any offer to buy any security. The information contained herein has been compiled by PFL from sources believed to be reliable, but no representation or warranty, express or implied, is made by PFL Petroleum Limited, its affiliates or any other person as to its accuracy, completeness or correctness. Copyright 2017 PFL Petroleum Limited. All Rights Reserved