



MARKET DAILY

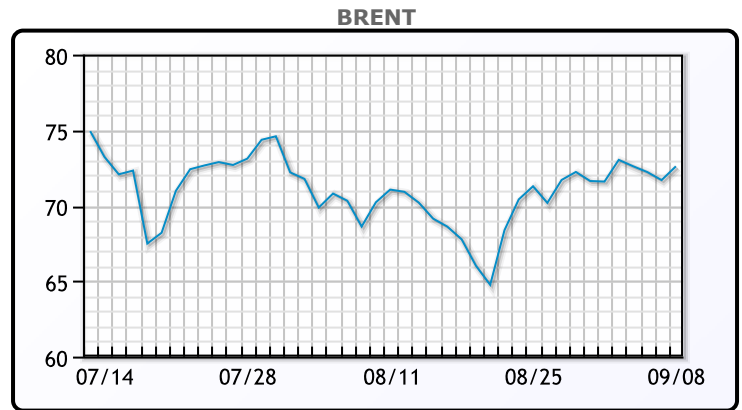
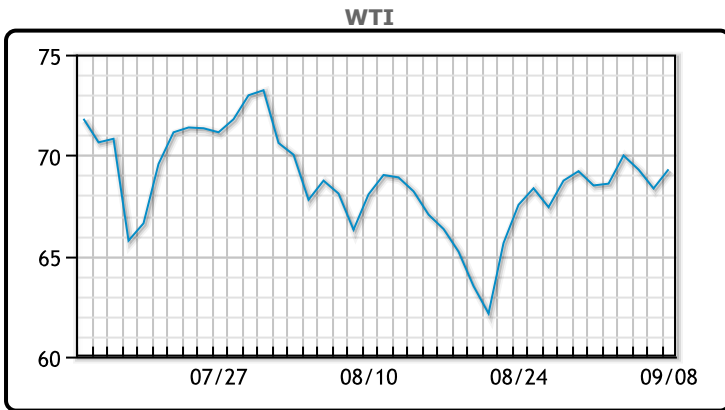
<https://www.pflpetroleum.com>
 1865 Veterans Park Dr. Suite 303
 Naples, Florida 34109
 Phone: 239-390-2885
 Fax: 239-949-0611
 Sep 8, 2021 6:19 PM

Major Energy Futures		
	Settle	Change
Brent	72.6	0.91
Gas Oil	605	-5
Natural Gas	4.914	0.346
RBOB	213.21	0.21
ULSD	213.64	1.48
WTI	69.3	0.95

Market Commentary

Oil prices rose today, buoyed by production remaining offline in the gulf. As previously noted, roughly 13% of all US output is shut in the Gulf as of yesterday. This is the most damage that has been done to our offshore rigs in at least 16 years, but the full extent has not been assessed yet and could actually be worse. On the other side, refiners are making a quicker recovery but still have a ways to go. "It's possible the loss of refining demand and the amount of crude oil might somewhat cancel itself out," said Bob Yawger, director of energy futures at Mizuho. According to the DOE, roughly 1MM/bpd of LA refining capacity is offline, down from over 2MM/bpd days ago. Tomorrows EIA report will be closely watched for production and refinery output. Protests in Libya are blocking some oil exports, further supporting prices. WTI traded up \$.95 or 1.39% to close at \$69.30. Brent traded up \$.91 or 1.27% to close at \$72.60.

Crude & Product Markets

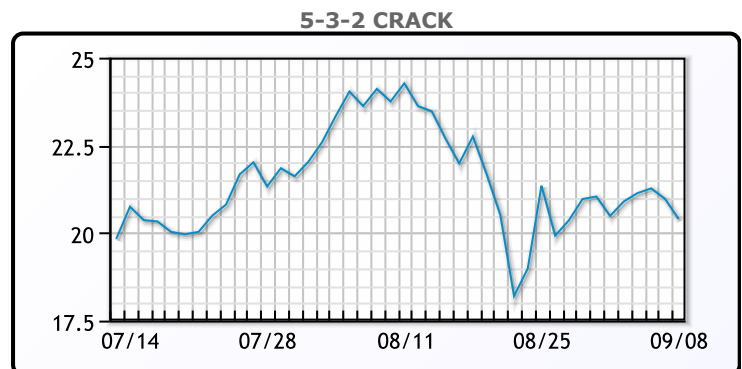
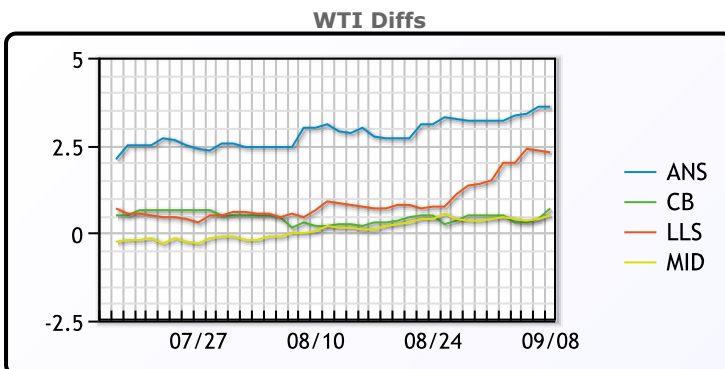


CRUDE

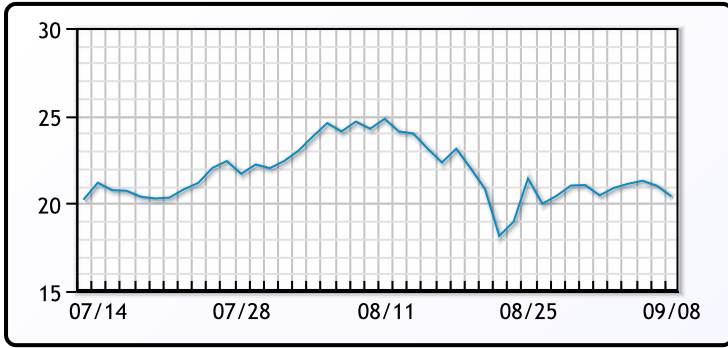
	Last	Week Ago	Month Ago
ANS	72.9	71.79	71.28
BLS	70	69.09	68.48
LLS	71.6	70.59	68.93
Mid	69.8	69.04	68.33
WTI	69.3	68.59	68.28

PRODUCTS

	Last	Week Ago	Month Ago
Gulf RBOB	211.71	213.84	225.44
Gulf ULSD	209.51	208.79	202.5
NYH RBOB	224.96	227.34	228.81
NYH ULSD	213.64	213.09	208.07
USGC 3%	65.13	64.38	60.13



3-2-1 Crack



Gulf 3-2-1 Crack



NGLs

MB

	Last	Week Ago	Month Ago
Butane	139	141.75	126.75
IsoButane	135	139.75	127.75
Natural Gasoline	163	159.5	160
Propane	118.875	118	109.5

CONWAY

	Last	Week Ago	Month Ago
Butane	139	139	128
IsoButane	140	145	140
Natural Gasoline	161.25	159	158.75
Propane	119	117.75	110.5

MB NON

	Last	Week Ago	Month Ago
Butane	140	142.75	127.75
IsoButane	135	139.75	127.75
Natural Gasoline	163.25	159.5	158.75
Propane	119.06	117.88	109.25

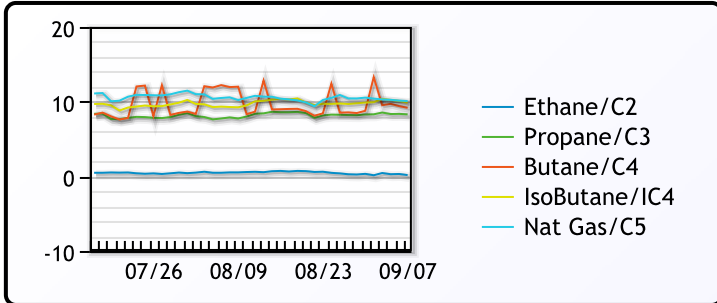
EDMONTON

	Last	Week Ago	Month Ago
Propane	103	102.5	93

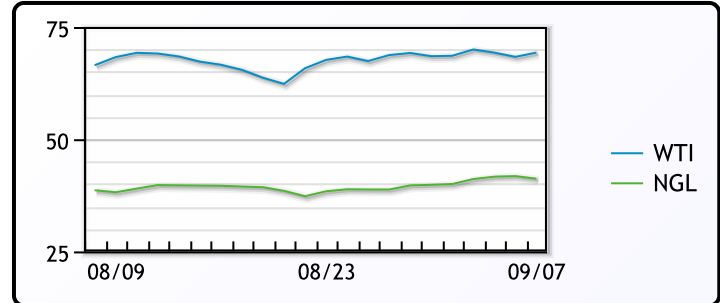
SARNIA

	Last	Week Ago	Month Ago
Propane	133	129	122

FRAC SPREAD



WTI vs NGL



FX

	Last	Change
CAD	1.269	-0.0001
DXY	92.65301	0.14101
Gold	1790.04	0.78

RATES

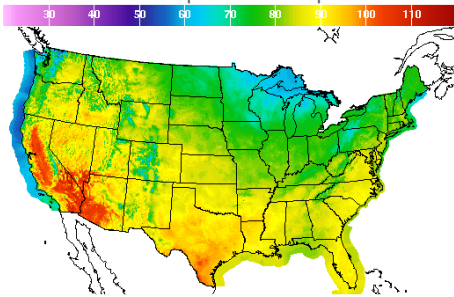
	Last	Change
US 2yr	0.2162	-0.0039
US 10yr	1.3376	-0.0356
CAN 10yr	1.206	-0.026

EQUITIES

	Last	Change
Nasdaq	15286.64	-87.69
TSX	1242.59	-3.334
S&P 500	4514.07	-5.96

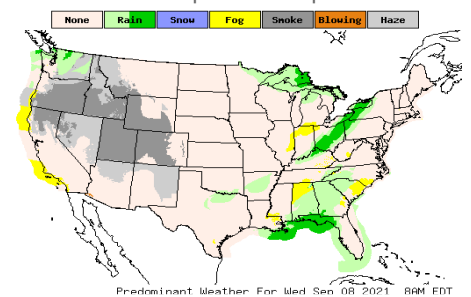
Weather Data

Temperature Map



City	HIGH °F	LOW °F
Calgary	74	50
Conway	73	56
Cushing	88	61
Denver	86	66
Houston	93	75
Mont Belvieu	91	71
Sarnia	75	58
Williston	77	53

Precipitation Map



This report has been prepared by PFL Petroleum Limited personnel for your information only and the views expressed are intended to provide market commentary and are not recommendations. This report is not an offer to sell or a solicitation of any offer to buy any security. The information contained herein has been compiled by PFL from sources believed to be reliable, but no representation or warranty, express or implied, is made by PFL Petroleum Limited, its affiliates or any other person as to its accuracy, completeness or correctness. Copyright 2017 PFL Petroleum Limited. All Rights Reserved