



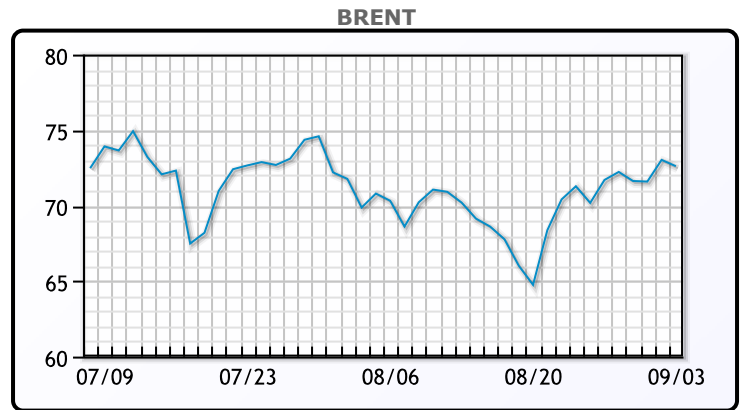
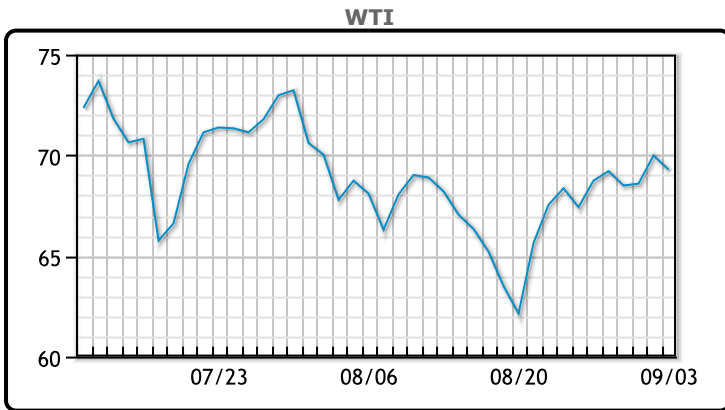
MARKET DAILY

<https://www.pflpetroleum.com>
 1865 Veterans Park Dr. Suite 303
 Naples, Florida 34109
 Phone: 239-390-2885
 Fax: 239-949-0611
 Sep 7, 2021 5:57 PM

Major Energy Futures		
	Settle	Change
Brent	72.61	-0.42
Gas Oil	613.25	22.25
Natural Gas	4.712	0.026
RBOB	215.4	5.26
ULSD	215.94	3.88
WTI	69.29	-0.7

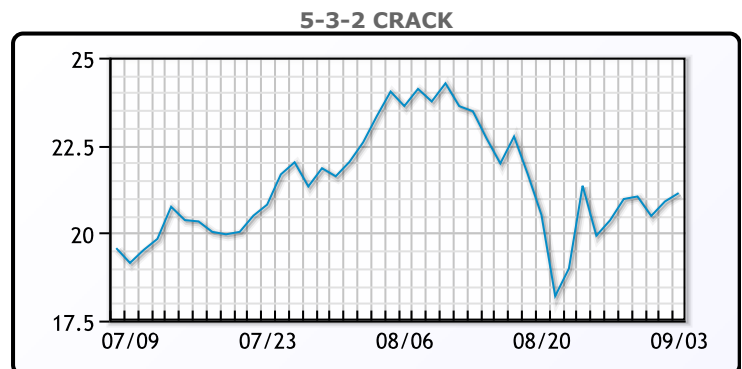
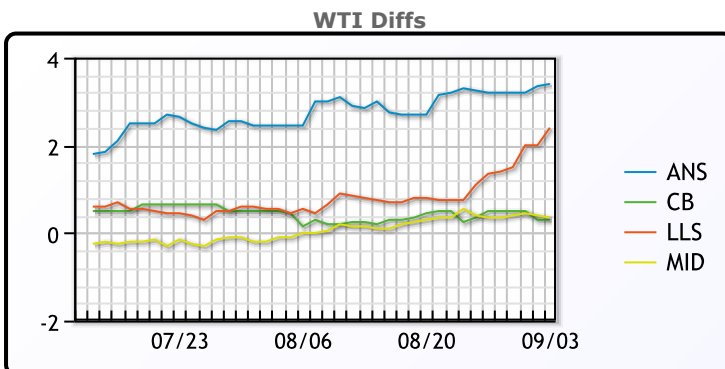
Market Commentary
 Oil prices fell today on a stronger dollar and economic concerns as Friday's poor jobs data continued to weigh on markets. Further impacting prices was Saudi Arabia announcing that it would be cutting its prices to Asian markets by \$1, which the market read as demand concerns in the region. Continuing lack of production in the Gulf helped keep a floor on prices today, though prices did touch a session low of \$67.64. The latest update from regulators is that roughly 79% (1.44MM/bpd) of Gulf production is still offline. According to CNBC: Hedge funds purchased petroleum last week at the second-fastest rate this year after Ida disrupted offshore oil wells and onshore refineries in the Gulf. WTI traded down \$.94 or -1.36% to settle at \$68.35. Brent traded down \$.53 or -.73% to close at \$71.69.

Crude & Product Markets

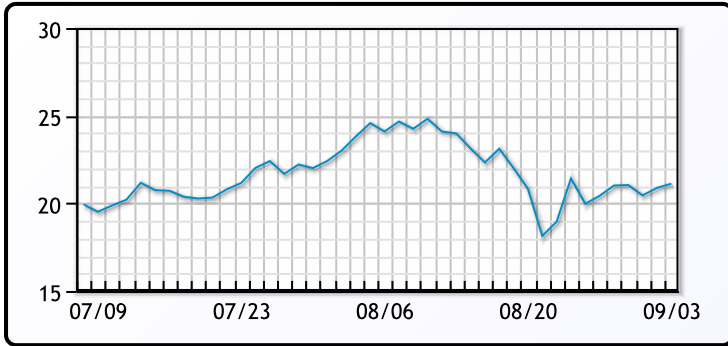


CRUDE			
	Last	Week Ago	Month Ago
ANS	72.69	71.94	73.01
BLS	69.59	69.24	71.01
LLS	71.69	70.09	71.01
Mid	69.64	69.09	70.46
WTI	69.29	68.74	70.56

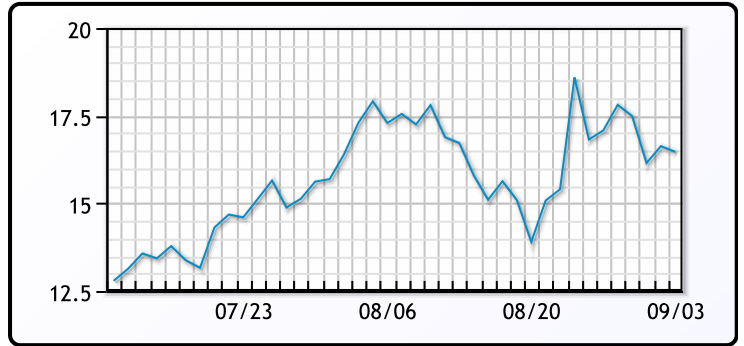
PRODUCTS			
	Last	Week Ago	Month Ago
Gulf RBOB	216.15	215.46	225.71
Gulf ULSD	212.69	206.15	206.79
NYH RBOB	228.78	227.92	230.08
NYH ULSD	216.21	211.04	212.32
USGC 3%	64.88	64.63	59.88



3-2-1 Crack



Gulf 3-2-1 Crack



NGLs

MB

	Last	Week Ago	Month Ago
Butane	145.25	131.25	126.25
IsoButane	138.25	132.25	129
Natural Gasoline	161.5	160.38	162.75
Propane	119.375	114.125	109

CONWAY

	Last	Week Ago	Month Ago
Butane	142.5	130	126.5
IsoButane	142	141	138
Natural Gasoline	162	159.75	160.5
Propane	119.25	115.25	109

MB NON

	Last	Week Ago	Month Ago
Butane	146.25	132.25	128.25
IsoButane	138.25	132.25	129
Natural Gasoline	162	160.25	161.25
Propane	119.38	114.13	108.5

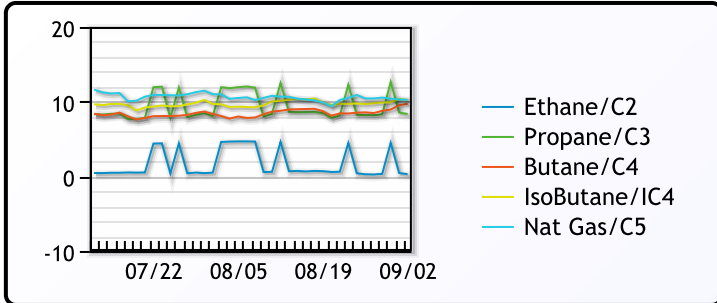
EDMONTON

	Last	Week Ago	Month Ago
Propane	105	100.25	88.75

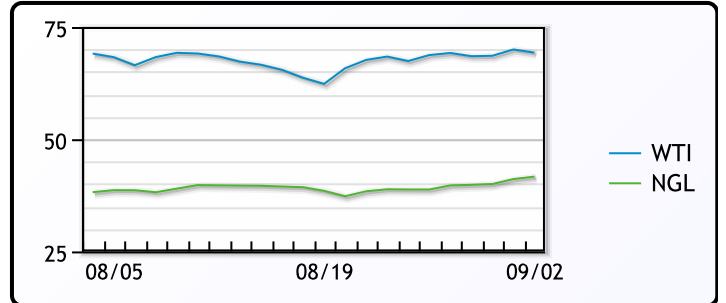
SARNIA

	Last	Week Ago	Month Ago
Propane	129.5	127.5	119

FRAC SPREAD



WTI vs NGL



FX

	Last	Change
CAD	1.2524	-0.0029
DXY	92.035	-0.19001
Gold	1827.73	18.07

RATES

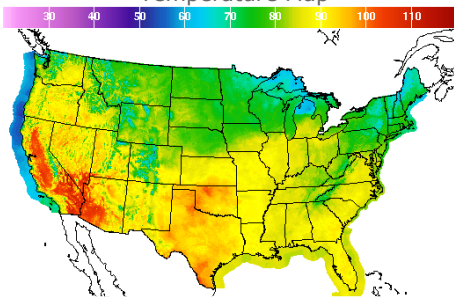
	Last	Change
US 2yr	0.2061	0.0005
US 10yr	1.3223	0.0388
CAN 10yr	1.189	0.032

EQUITIES

	Last	Change
Nasdaq	15363.52	32.34
TSX	1245.66	0.72
S&P 500	4535.43	-1.52

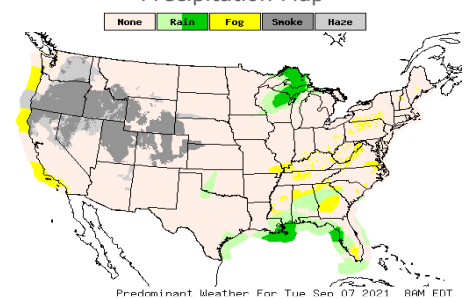
Weather Data

Temperature Map



City	HIGH °F	LOW °F
Calgary	73	45
Conway	76	58
Cushing	95	68
Denver	85	68
Houston	92	75
Mont Belvieu	90	71
Sarnia	84	54
Williston	77	57

Precipitation Map



This report has been prepared by PFL Petroleum Limited personnel for your information only and the views expressed are intended to provide market commentary and are not recommendations. This report is not an offer to sell or a solicitation of any offer to buy any security. The information contained herein has been compiled by PFL from sources believed to be reliable, but no representation or warranty, express or implied, is made by PFL Petroleum Limited, its affiliates or any other person as to its accuracy, completeness or correctness. Copyright 2017 PFL Petroleum Limited. All Rights Reserved