



# MARKET DAILY

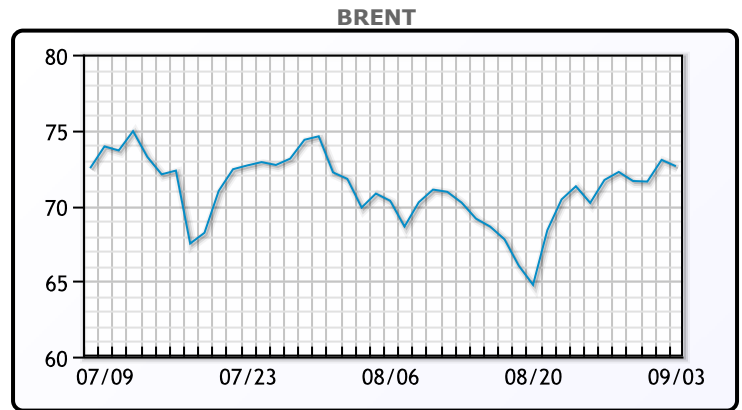
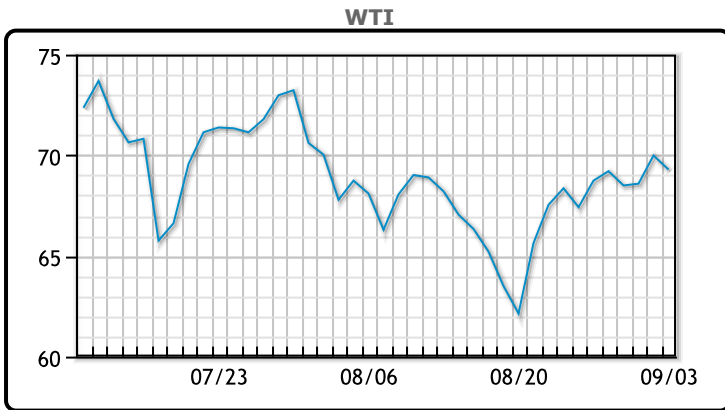
<https://www.pflpetroleum.com>  
 1865 Veterans Park Dr. Suite 303  
 Naples, Florida 34109  
 Phone: 239-390-2885  
 Fax: 239-949-0611  
 Sep 3, 2021 8:08 PM

Major Energy Futures		
	Settle	Change
Brent	72.61	-0.42
Gas Oil	613.25	22.25
Natural Gas	4.712	0.026
RBOB	215.4	5.26
ULSD	215.94	3.88
WTI	69.29	-0.7

**Market Commentary**

Oil markets traded flat for the day despite a much larger than expected draw in crude inventories. The market is instead more focused on rising gasoline inventories and the lack of immediate crude demand with refineries shut down. Crude oil inventories had a draw of -7.17MM/bbls, vs a forecasted draw of 3.09MM/bbls. This all happened in the Gulf Coast which saw a total draw of -8.97MM/bbls. Gasoline inventories rose last week by 1.29MM/bbls but analysts were expecting a draw of -1.6MM/bbls. Distillate inventories did better than expected, with a draw of -1.73MM/bbls compared to a forecasted draw of -650K/bbls. WTI traded up \$.09 or .13% to close at \$68.59. Brent traded down \$.04 or -.06% to close at \$71.59.

## Crude & Product Markets

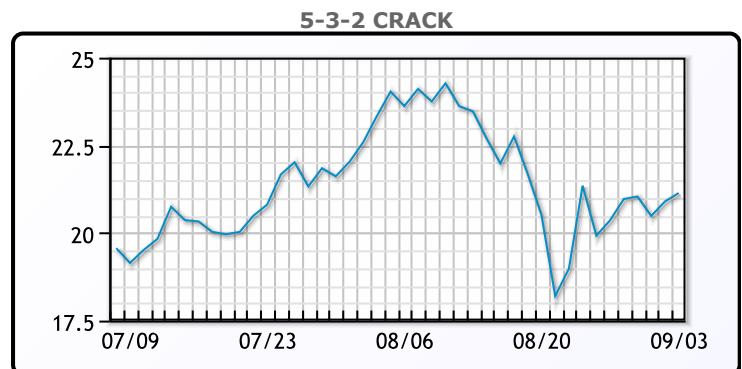
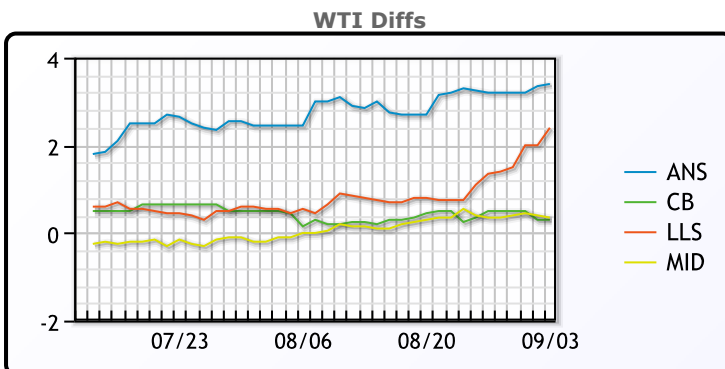


**CRUDE**

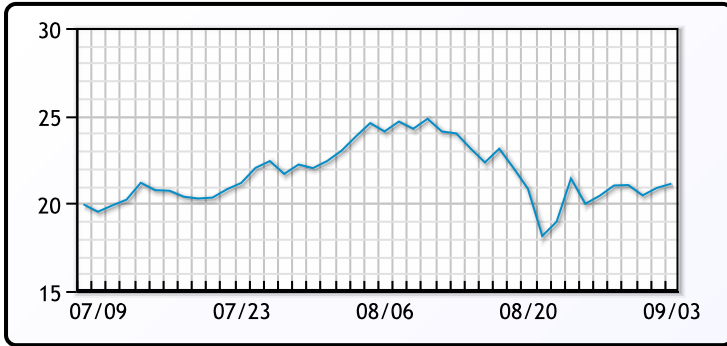
	Last	Week Ago	Month Ago
ANS	72.69	71.94	73.01
BLS	69.59	69.24	71.01
LLS	71.69	70.09	71.01
Mid	69.64	69.09	70.46
WTI	69.29	68.74	70.56

**PRODUCTS**

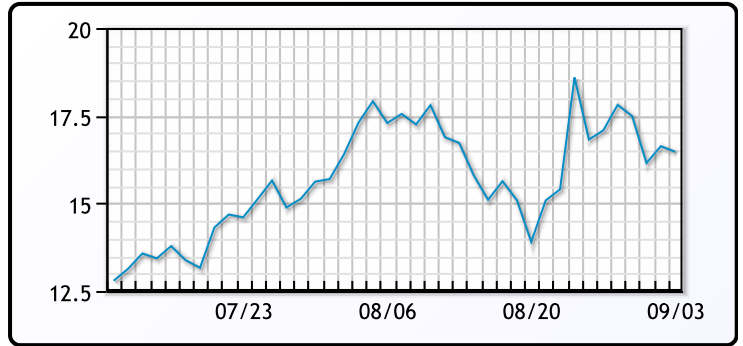
	Last	Week Ago	Month Ago
Gulf RBOB	216.15	215.46	225.71
Gulf ULSD	212.69	206.15	206.79
NYH RBOB	228.78	227.92	230.08
NYH ULSD	216.21	211.04	212.32
USGC 3%	64.88	64.63	59.88



**3-2-1 Crack**



**Gulf 3-2-1 Crack**



**NGLs**

**MB**

	Last	Week Ago	Month Ago
Butane	145.25	131.25	126.25
IsoButane	138.25	132.25	129
Natural Gasoline	161.5	160.38	162.75
Propane	119.375	114.125	109

**CONWAY**

	Last	Week Ago	Month Ago
Butane	142.5	130	126.5
IsoButane	142	141	138
Natural Gasoline	162	159.75	160.5
Propane	119.25	115.25	109

**MB NON**

	Last	Week Ago	Month Ago
Butane	146.25	132.25	128.25
IsoButane	138.25	132.25	129
Natural Gasoline	162	160.25	161.25
Propane	119.38	114.13	108.5

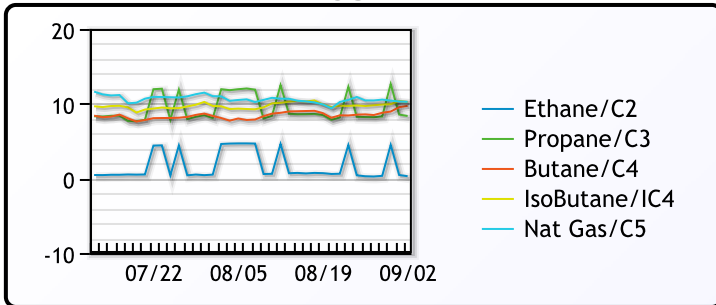
**EDMONTON**

	Last	Week Ago	Month Ago
Propane	105	100.25	88.75

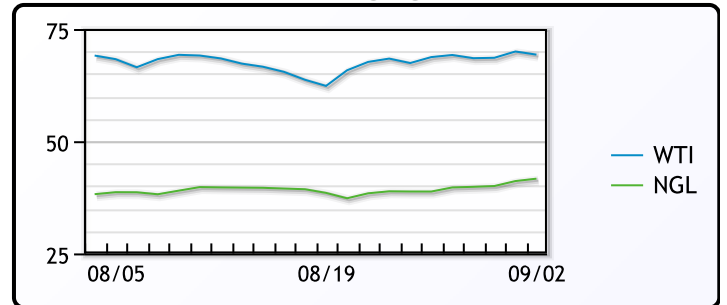
**SARNIA**

	Last	Week Ago	Month Ago
Propane	129.5	127.5	119

**FRAC SPREAD**



**WTI vs NGL**



**FX**

	Last	Change
CAD	1.2524	-0.0029
DXY	92.035	-0.19001
Gold	1827.73	18.07

**RATES**

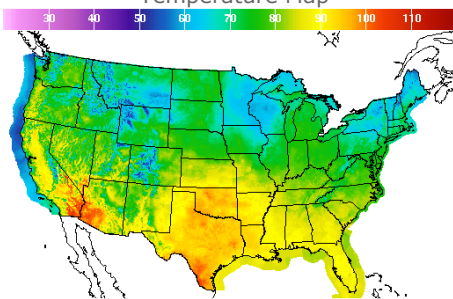
	Last	Change
US 2yr	0.2061	0.0005
US 10yr	1.3223	0.0388
CAN 10yr	1.189	0.032

**EQUITIES**

	Last	Change
Nasdaq	15363.52	32.34
TSX	1245.66	0.72
S&P 500	4535.43	-1.52

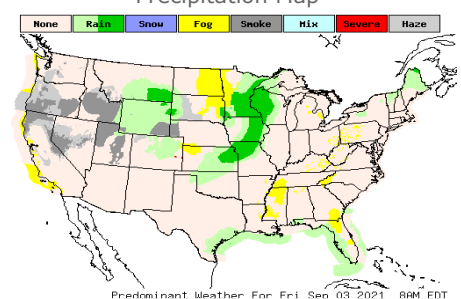
**Weather Data**

**Temperature Map**



City	HIGH °F	LOW °F
Calgary	70	42
Conway	74	55
Cushing	97	77
Denver	81	67
Houston	91	79
Mont Belvieu	90	77
Sarnia	73	51
Williston	72	54

**Precipitation Map**



This report has been prepared by PFL Petroleum Limited personnel for your information only and the views expressed are intended to provide market commentary and are not recommendations. This report is not an offer to sell or a solicitation of any offer to buy any security. The information contained herein has been compiled by PFL from sources believed to be reliable, but no representation or warranty, express or implied, is made by PFL Petroleum Limited, its affiliates or any other person as to its accuracy, completeness or correctness. Copyright 2017 PFL Petroleum Limited. All Rights Reserved