



# MARKET DAILY

<https://www.pflpetroleum.com>  
 1865 Veterans Park Dr. Suite 303  
 Naples, Florida 34109  
 Phone: 239-390-2885  
 Fax: 239-949-0611  
 Sep 30, 2021 7:05 PM

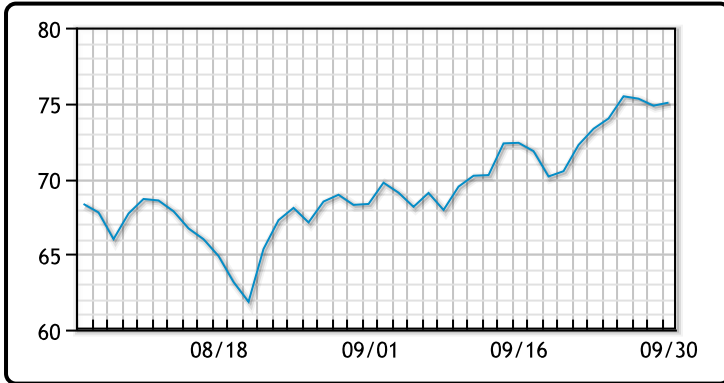
Major Energy Futures		
	Settle	Change
Brent	78.31	0.22
Gas Oil	676.25	2.5
Natural Gas	5.867	0.39
RBOB	219.4	1.9
ULSD	233.85	3.38
WTI	75.03	0.2

## Market Commentary

Oil prices steadied as China announced their intention to buy more oil and energy supplies to offset their growing demand. Brent rose 22 cents to settle at \$78.31 per barrel while WTI gained 20 cents to settle at \$75.03 per barrel. "If China is happily paying any price for energy, this could intensify the energy crunch in Europe," said Edward Moya, senior market analyst at OANDA.

## Crude & Product Markets

WTI



BRENT



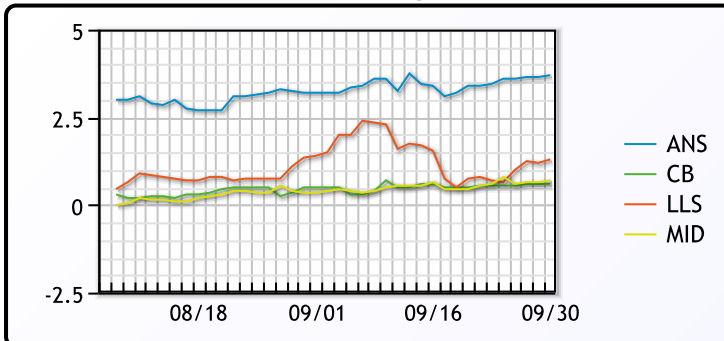
CRUDE

	Last	Week Ago	Month Ago
ANS	78.73	76.9	72.41
BLS	75.63	74	69.71
LLS	76.33	74.15	70.61
Mid	75.73	74.05	69.56
WTI	75.03	73.45	69.21

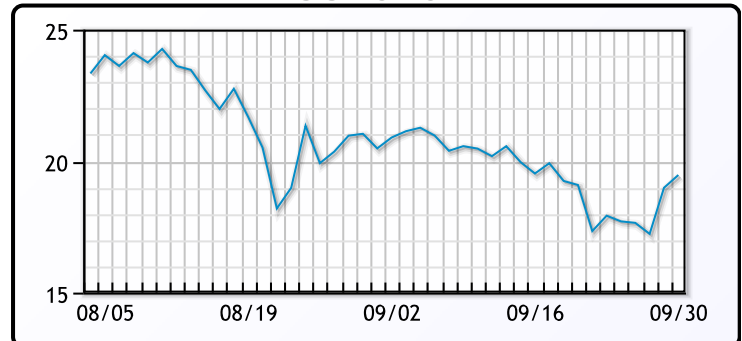
PRODUCTS

	Last	Week Ago	Month Ago
Gulf RBOB	215.4	210.9	218.88
Gulf ULSD	228.25	219.16	209.58
NYH RBOB	226.4	220.4	233.27
NYH ULSD	234.23	225.04	214.28
USGC 3%	68.88	67.13	65.13

WTI Diffs



5-3-2 CRACK



**3-2-1 Crack**



**Gulf 3-2-1 Crack**



**NGLs**

**MB**

	Last	Week Ago	Month Ago
Butane	156.5	151.5	133.88
IsoButane	154	149	133.5
Natural Gasoline	179.25	173	160.75
Propane	144.63	134.25	114.38

**CONWAY**

	Last	Week Ago	Month Ago
Butane	156.25	152	130
IsoButane	158	156.5	143
Natural Gasoline	177	172	159.63
Propane	143.25	135	114.5

**MB NON**

	Last	Week Ago	Month Ago
Butane	155.5	150.5	134.13
IsoButane	154	149	133.5
Natural Gasoline	180.25	173.75	161.25
Propane	143.63	134.5	113.88

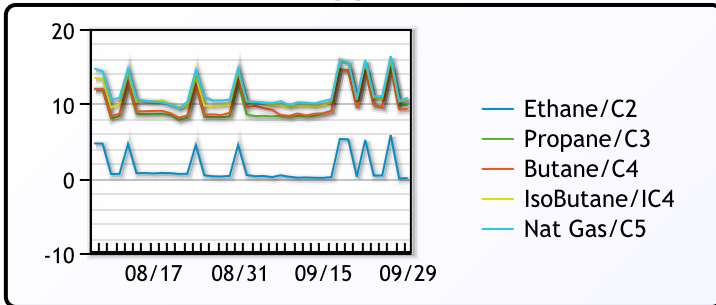
**EDMONTON**

	Last	Week Ago	Month Ago
Propane	133.25	125	99.5

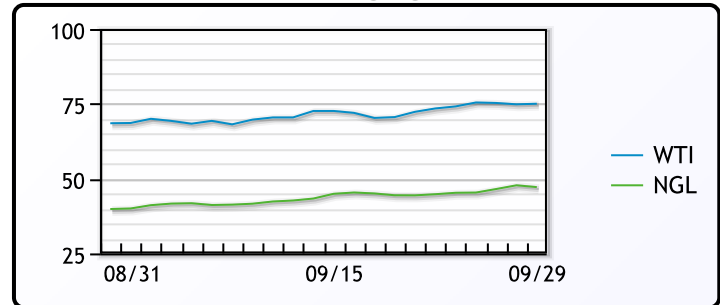
**SARNIA**

	Last	Week Ago	Month Ago
Propane	158.25	145.25	129

**FRAC SPREAD**



**WTI vs NGL**



**FX**

	Last	Change
CAD	1.268	0
DXY	94.23	-0.10801
Gold	1755.39	-1.56

**RATES**

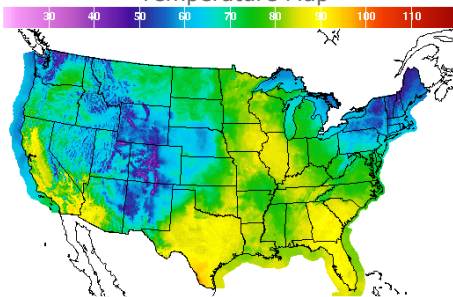
	Last	Change
US 2yr	0.2755	-0.0137
US 10yr	1.4873	-0.0294
CAN 10yr	1.509	0

**EQUITIES**

	Last	Change
Nasdaq	14448.58	-63.86
TSX	1203.34	0
S&P 500	4307.54	-51.92

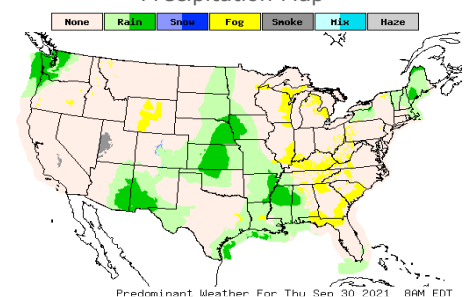
**Weather Data**

**Temperature Map**



City	HIGH °F	LOW °F
Calgary	71	41
Conway	73	61
Cushing	81	66
Denver	59	48
Houston	87	75
Mont Belvieu	84	73
Sarnia	64	48
Williston	73	52

**Precipitation Map**



This report has been prepared by PFL Petroleum Limited personnel for your information only and the views expressed are intended to provide market commentary and are not recommendations. This report is not an offer to sell or a solicitation of any offer to buy any security. The information contained herein has been compiled by PFL from sources believed to be reliable, but no representation or warranty, express or implied, is made by PFL Petroleum Limited, its affiliates or any other person as to its accuracy, completeness or correctness. Copyright 2017 PFL Petroleum Limited. All Rights Reserved