



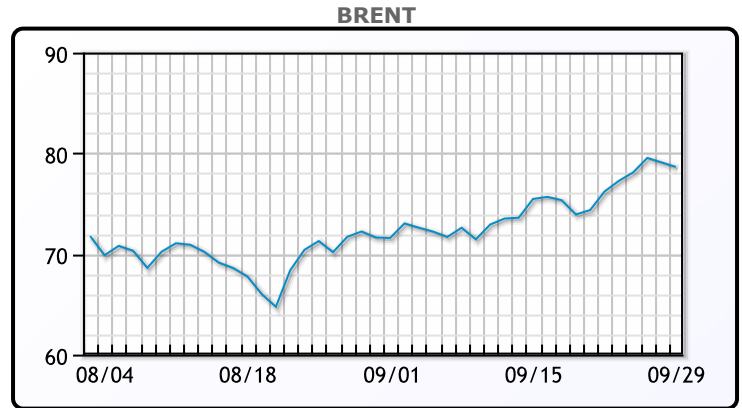
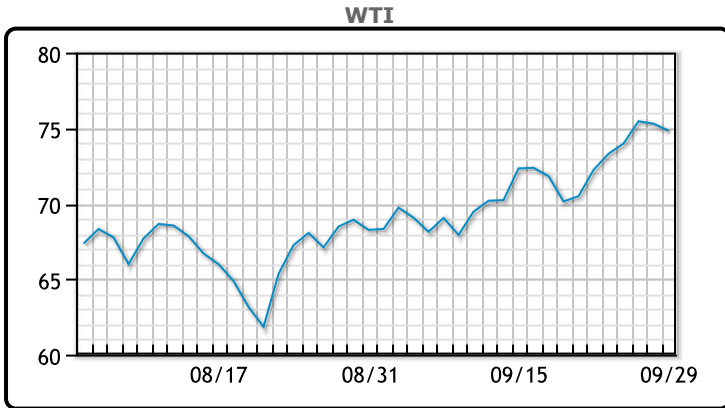
MARKET DAILY

<https://www.pflpetroleum.com>
 1865 Veterans Park Dr. Suite 303
 Naples, Florida 34109
 Phone: 239-390-2885
 Fax: 239-949-0611
 Sep 29, 2021 8:53 PM

Major Energy Futures		
	Settle	Change
Brent	78.64	-0.45
Gas Oil	666.75	2.5
Natural Gas	5.477	-0.403
RBOB	222.93	2.74
ULSD	230.75	1.85
WTI	74.83	-0.46

Market Commentary
 Oil prices continued to decline today with Brent falling 45 cents to settle at \$78.64 per barrel. WTI fell 46 cents to settle at \$74.83 per barrel. The market being pressured by the continued build up in inventory but also the strength of the use dollar which hit a one year high against a basket of other major currencies.

Crude & Product Markets

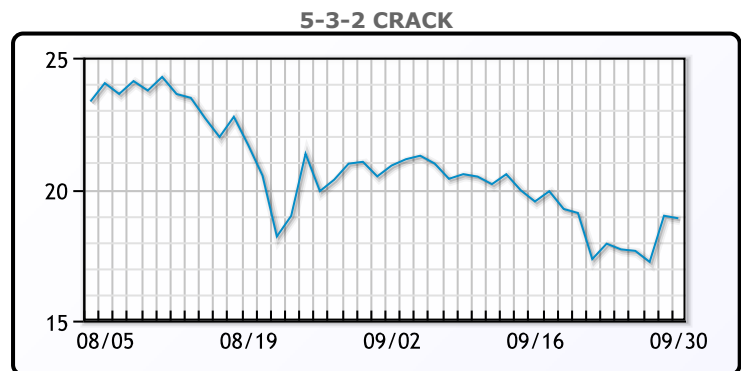
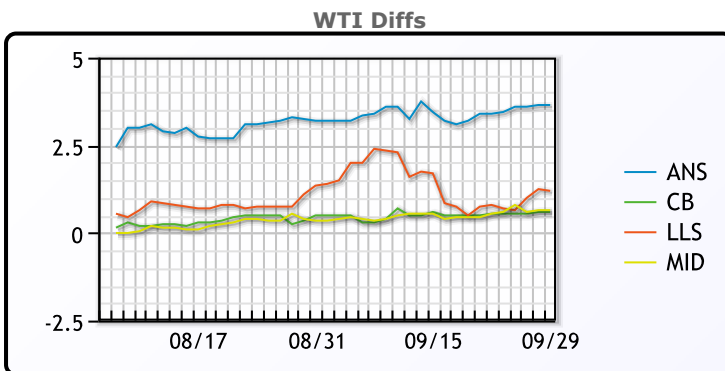


CRUDE

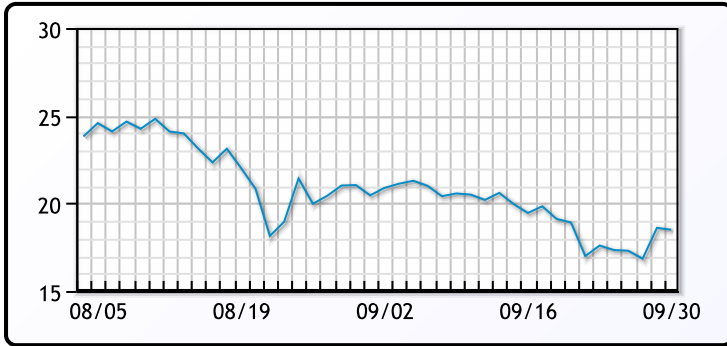
	Last	Week Ago	Month Ago
ANS	78.48	75.73	71.94
BLS	75.43	72.88	69.24
LLS	76.03	73.13	70.09
Mid	75.48	72.88	69.09
WTI	74.83	72.33	68.74

PRODUCTS

	Last	Week Ago	Month Ago
Gulf RBOB	214	206.64	215.46
Gulf ULSD	225.22	215.29	206.15
NYH RBOB	225.44	216.01	227.92
NYH ULSD	231.16	221.29	211.04
USGC 3%	68.88	66.13	64.63



3-2-1 Crack



Gulf 3-2-1 Crack



NGLs

MB

	Last	Week Ago	Month Ago
Butane	153.5	148.5	131.75
IsoButane	152	148	133.5
Natural Gasoline	178.5	172.25	160.38
Propane	141.38	133.38	114.25

CONWAY

	Last	Week Ago	Month Ago
Butane	155.5	149.75	130
IsoButane	157.75	151.5	143
Natural Gasoline	177	169	159.25
Propane	139.88	133.75	115.25

MB NON

	Last	Week Ago	Month Ago
Butane	152.25	149.5	132.25
IsoButane	152	148	133.5
Natural Gasoline	179.25	172.25	160.63
Propane	141.13	133.38	114.13

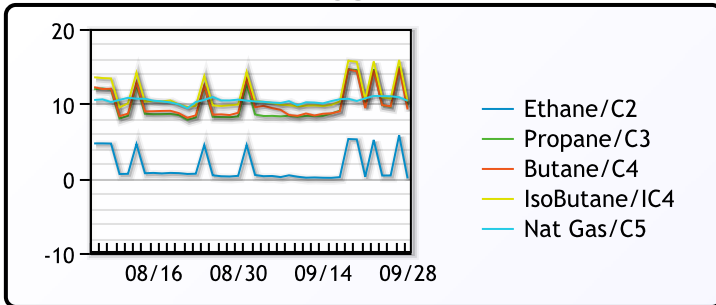
EDMONTON

	Last	Week Ago	Month Ago
Propane	129.88	123.75	100.25

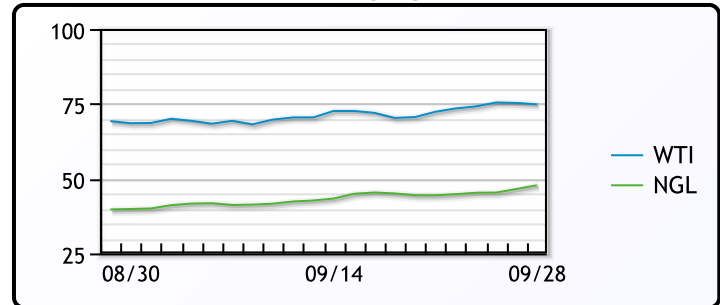
SARNIA

	Last	Week Ago	Month Ago
Propane	158.25	145.25	127.5

FRAC SPREAD



WTI vs NGL



FX

	Last	Change
CAD	1.2744	-0.0013
DXY	94.334	-0.00401
Gold	1730.09	3.72

RATES

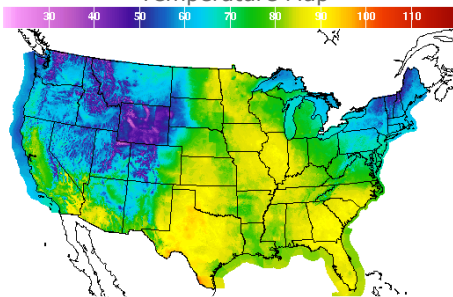
	Last	Change
US 2yr	0.2892	0
US 10yr	1.5097	-0.007
CAN 10yr	1.509	0.006

EQUITIES

	Last	Change
Nasdaq	14512.44	-34.24
TSX	1209.6	0.599
S&P 500	4359.46	6.83

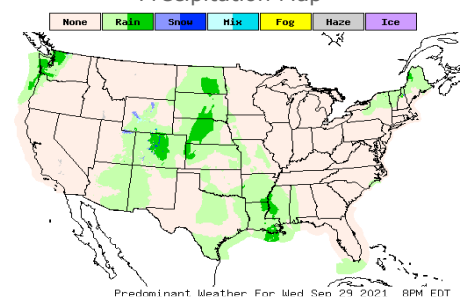
Weather Data

Temperature Map



City	HIGH °F	LOW °F
Calgary	61	39
Conway	89	67
Cushing	88	65
Denver	70	49
Houston	86	71
Mont Belvieu	83	71
Sarnia	64	50
Williston	73	59

Precipitation Map



This report has been prepared by PFL Petroleum Limited personnel for your information only and the views expressed are intended to provide market commentary and are not recommendations. This report is not an offer to sell or a solicitation of any offer to buy any security. The information contained herein has been compiled by PFL from sources believed to be reliable, but no representation or warranty, express or implied, is made by PFL Petroleum Limited, its affiliates or any other person as to its accuracy, completeness or correctness. Copyright 2017 PFL Petroleum Limited. All Rights Reserved