



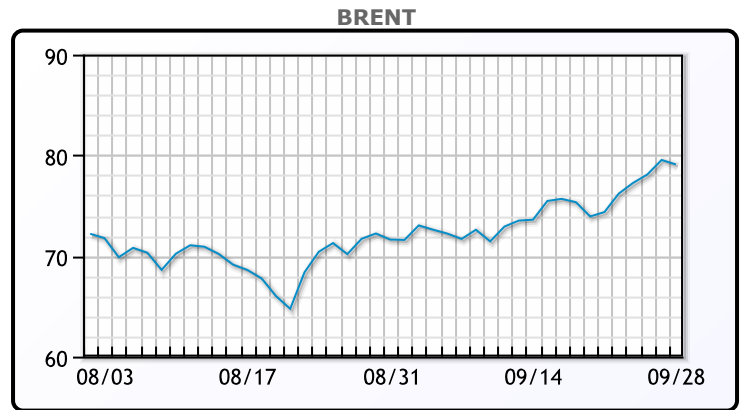
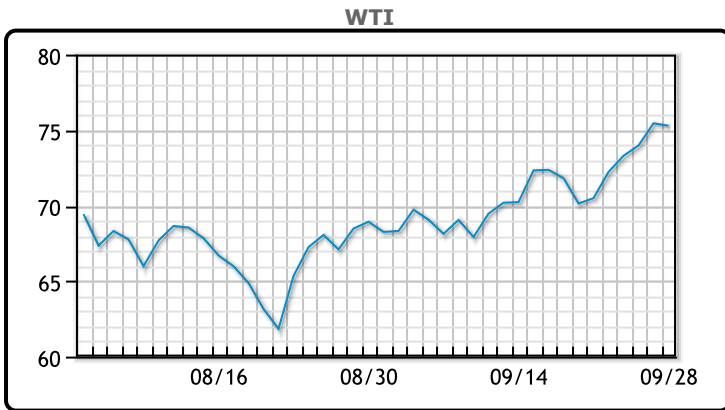
# MARKET DAILY

<https://www.pflpetroleum.com>  
 1865 Veterans Park Dr. Suite 303  
 Naples, Florida 34109  
 Phone: 239-390-2885  
 Fax: 239-949-0611  
 Sep 28, 2021 7:19 PM

Major Energy Futures		
	Settle	Change
Brent	79.09	-0.44
Gas Oil	664.25	14
Natural Gas	5.88	0.149
RBOB	220.19	-2.18
ULSD	228.9	-0.7
WTI	75.29	-0.16

**Market Commentary**  
 Oil prices declined today after the American Petroleum Institute (API) reported a surprise build in crude inventories of 4.127 million barrels. Brent fell 44 cents to settle at \$79.09 per barrel while WTI fell 16 cents to settle at 16 cents per barrel. The API also reported a build in gasoline inventories of 3.555 million barrels compared to the prior week's of 2.720 million barrel decrease.

## Crude & Product Markets

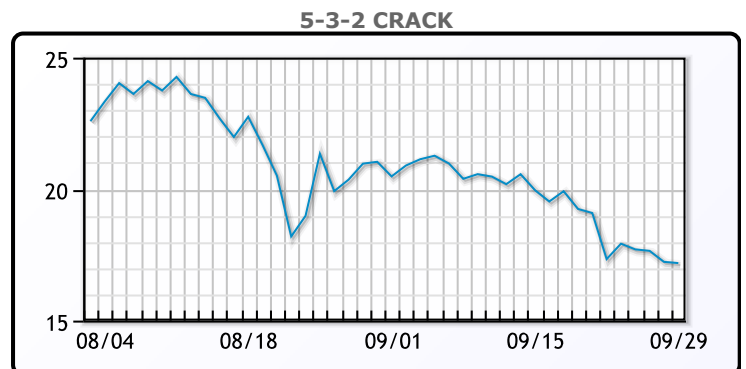
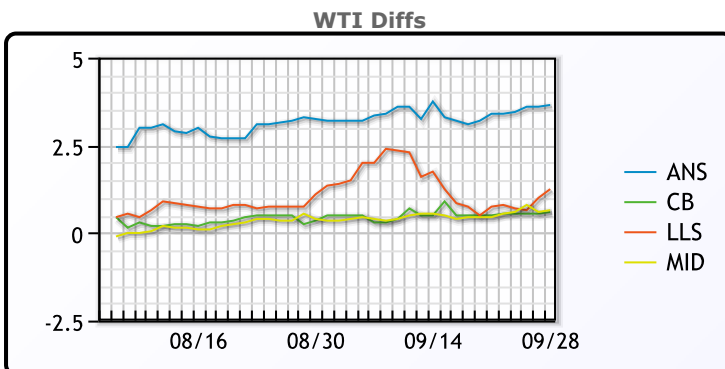


**CRUDE**

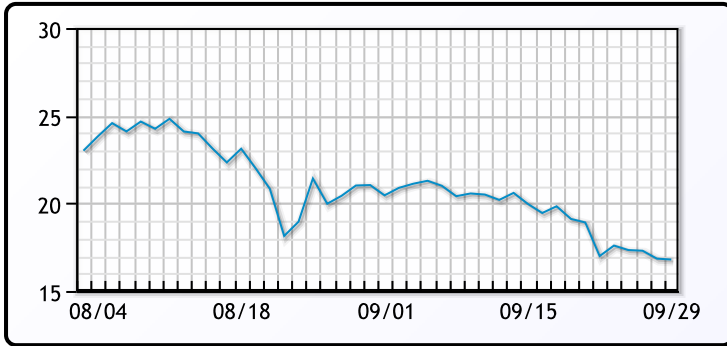
	Last	Week Ago	Month Ago
ANS	78.94	73.96	71.94
BLS	75.89	71.06	69.24
LLS	76.54	71.31	70.09
Mid	75.94	71.01	69.09
WTI	75.29	70.56	68.74

**PRODUCTS**

	Last	Week Ago	Month Ago
Gulf RBOB	211	204.52	215.46
Gulf ULSD	223.15	212.01	206.15
NYH RBOB	222.69	213.77	227.92
NYH ULSD	229.02	217.51	211.04
USGC 3%	68.63	64.13	64.63



3-2-1 Crack



Gulf 3-2-1 Crack



NGLs

MB

	Last	Week Ago	Month Ago
Butane	155.88	147.25	131.75
IsoButane	153.5	146	133.5
Natural Gasoline	177.5	169.75	160.38
Propane	143.25	132.75	114.25

CONWAY

	Last	Week Ago	Month Ago
Butane	155.75	147.5	130
IsoButane	160	149	143
Natural Gasoline	176	164.5	159.25
Propane	142.38	133	115.25

MB NON

	Last	Week Ago	Month Ago
Butane	155	147.25	132.25
IsoButane	153.5	146	133.5
Natural Gasoline	178	169.75	160.63
Propane	143.5	132.75	114.13

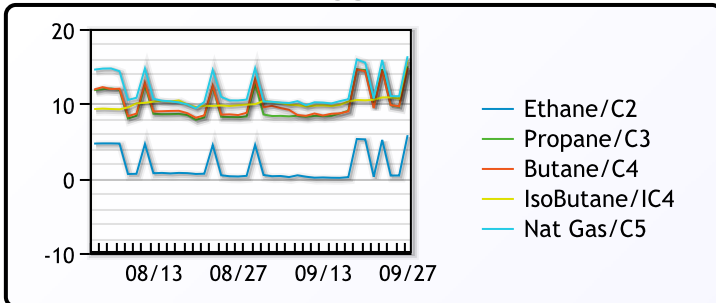
EDMONTON

	Last	Week Ago	Month Ago
Propane	132.38	119	100.25

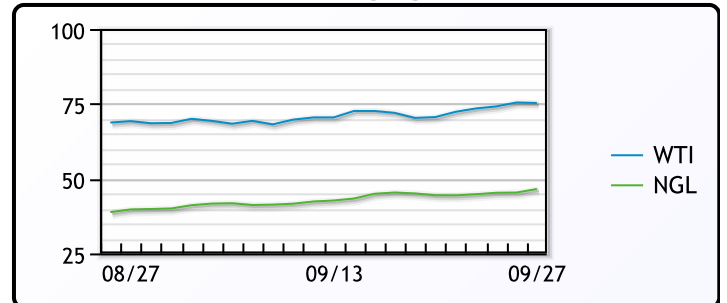
SARNIA

	Last	Week Ago	Month Ago
Propane	149.25	145.25	127.5

FRAC SPREAD



WTI vs NGL



FX

	Last	Change
CAD	1.268	-0.0007
DXY	93.76601	0.38301
Gold	1734.23	0.22

RATES

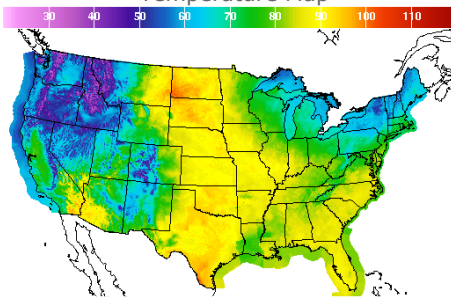
	Last	Change
US 2yr	0.301	0.0231
US 10yr	1.5374	0.0503
CAN 10yr	1.503	0.092

EQUITIES

	Last	Change
Nasdaq	14546.68	-423.29
TSX	1209	-16.972
S&P 500	4352.63	-90.48

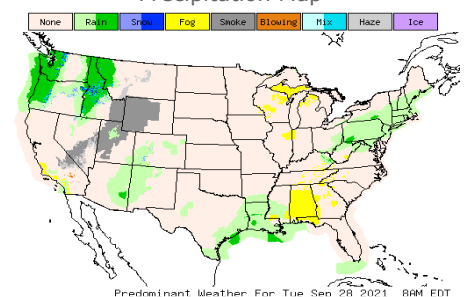
Weather Data

Temperature Map



City	HIGH °F	LOW °F
Calgary	61	46
Conway	91	60
Cushing	93	64
Denver	79	66
Houston	86	75
Mont Belvieu	85	74
Sarnia	62	53
Williston	94	64

Precipitation Map



This report has been prepared by PFL Petroleum Limited personnel for your information only and the views expressed are intended to provide market commentary and are not recommendations. This report is not an offer to sell or a solicitation of any offer to buy any security. The information contained herein has been compiled by PFL from sources believed to be reliable, but no representation or warranty, express or implied, is made by PFL Petroleum Limited, its affiliates or any other person as to its accuracy, completeness or correctness. Copyright 2017 PFL Petroleum Limited. All Rights Reserved