



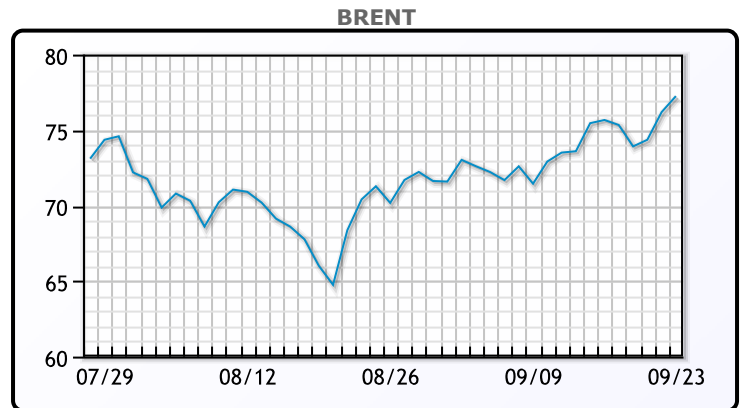
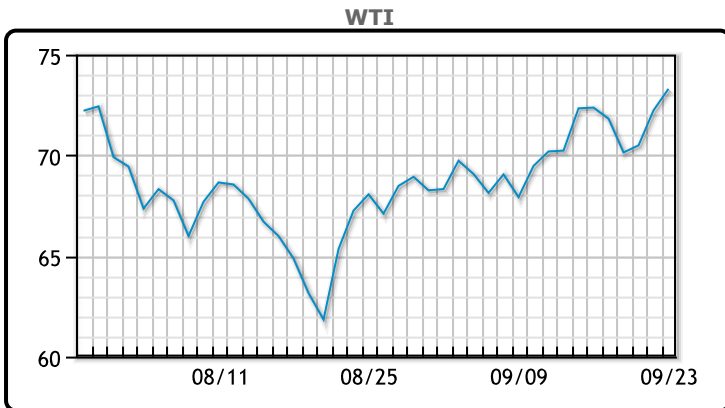
MARKET DAILY

<https://www.pflpetroleum.com>
 1865 Veterans Park Dr. Suite 303
 Naples, Florida 34109
 Phone: 239-390-2885
 Fax: 239-949-0611
 Sep 23, 2021 6:14 PM

Major Energy Futures		
	Settle	Change
Brent	77.25	1.06
Gas Oil	648	16.25
Natural Gas	4.976	0
RBOB	217.15	1.87
ULSD	224.91	3.78
WTI	73.3	1.07

Market Commentary
 Oil prices continued their rise today, along with financial markets as sentiment is beginning to shift again. US crude inventories are at their lowest point since 10/2018 after yesterday's report from the EIA. The dollar is easing off its one month high, and analysts and banks are beginning to talk about oil supply issues come winter. The major variable that still remains unresolved is whether or not Iran will rejoin the nuclear deal, and the US is reportedly making back up plans in case they do not. The Fed announced its plan to begin tapering asset purchases, but how that will look is yet to be seen. The Fed "gave advance notice of its tapering intention, thereby confirming its economic optimism, which ultimately points to robust U.S. oil demand," said Barbara Lambrecht, analyst at Commerzbank. WTI traded up \$1.07 or 1.48% to close at \$73.30. Brent traded up \$1.06 or 1.39% to close at \$77.25.

Crude & Product Markets

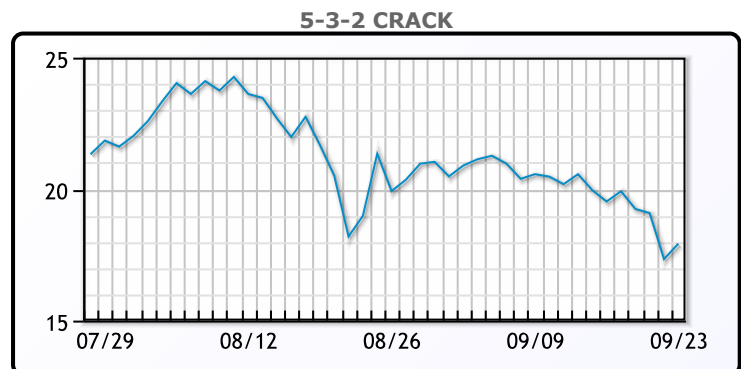
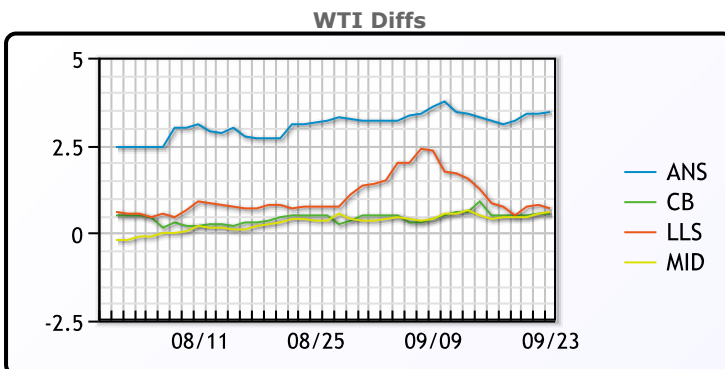


CRUDE

	Last	Week Ago	Month Ago
ANS	76.9	75.81	68.96
BLS	74	73.11	66.31
LLS	74.15	73.46	66.56
Mid	74.05	73.01	66.16
WTI	73.45	72.61	65.81

PRODUCTS

	Last	Week Ago	Month Ago
Gulf RBOB	210.9	214.62	204.82
Gulf ULSD	219.16	216.4	195.16
NYH RBOB	220.4	225.37	217.57
NYH ULSD	225.04	221.23	200.49
USGC 3%	67.13	65.38	59.63



3-2-1 Crack



Gulf 3-2-1 Crack



NGLs

MB

	Last	Week Ago	Month Ago
Butane	150.25	148.25	128
IsoButane	149.75	149	129
Natural Gasoline	173	174.5	153.75
Propane	134.375	132.5	110.25

CONWAY

	Last	Week Ago	Month Ago
Butane	152	148	128.5
IsoButane	156	152	143
Natural Gasoline	172	170.5	152.5
Propane	134.5	132.5	113

MB NON

	Last	Week Ago	Month Ago
Butane	150.25	149.25	129
IsoButane	149.75	149	129
Natural Gasoline	174.5	175	153.5
Propane	134.5	132.5	110

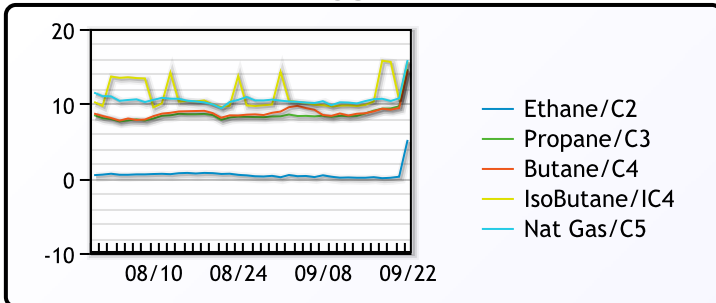
EDMONTON

	Last	Week Ago	Month Ago
Propane	125	120.5	98.38

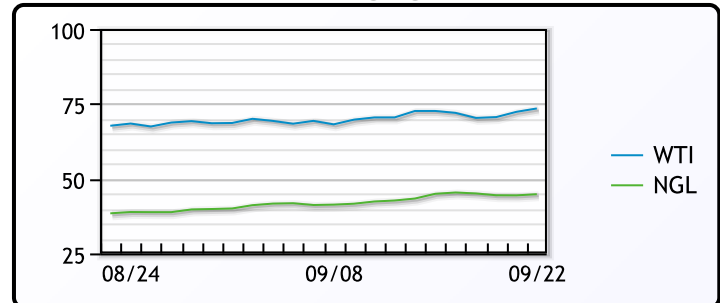
SARNIA

	Last	Week Ago	Month Ago
Propane	145.25	145.25	127.25

FRAC SPREAD



WTI vs NGL



FX

	Last	Change
CAD	1.2655	0
DXY	93.097	-0.36501
Gold	1744.93	2.17

RATES

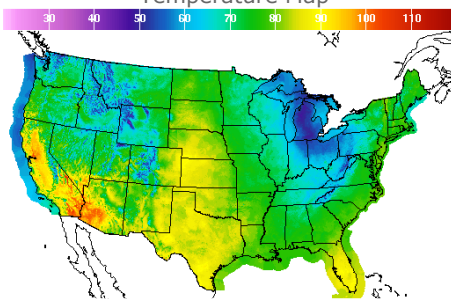
	Last	Change
US 2yr	0.2608	0.0245
US 10yr	1.4301	0.1295
CAN 10yr	1.345	0.132

EQUITIES

	Last	Change
Nasdaq	15052.24	155.39
TSX	1224.77	4.446
S&P 500	4448.98	53.34

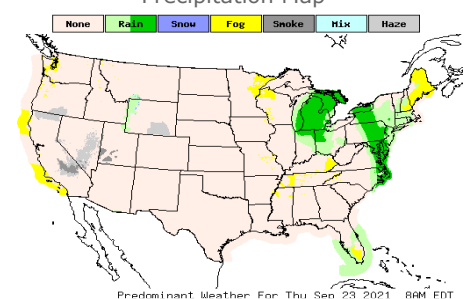
Weather Data

Temperature Map



City	HIGH °F	LOW °F
Calgary	58	44
Conway	78	57
Cushing	84	52
Denver	81	59
Houston	82	65
Mont Belvieu	80	60
Sarnia	58	49
Williston	73	58

Precipitation Map



This report has been prepared by PFL Petroleum Limited personnel for your information only and the views expressed are intended to provide market commentary and are not recommendations. This report is not an offer to sell or a solicitation of any offer to buy any security. The information contained herein has been compiled by PFL from sources believed to be reliable, but no representation or warranty, express or implied, is made by PFL Petroleum Limited, its affiliates or any other person as to its accuracy, completeness or correctness. Copyright 2017 PFL Petroleum Limited. All Rights Reserved