



# MARKET DAILY

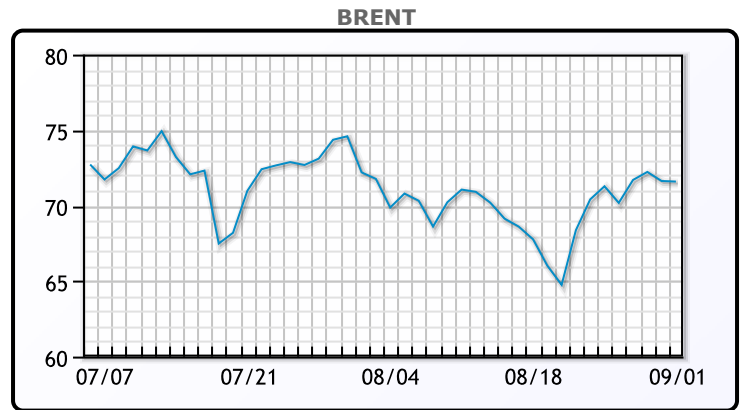
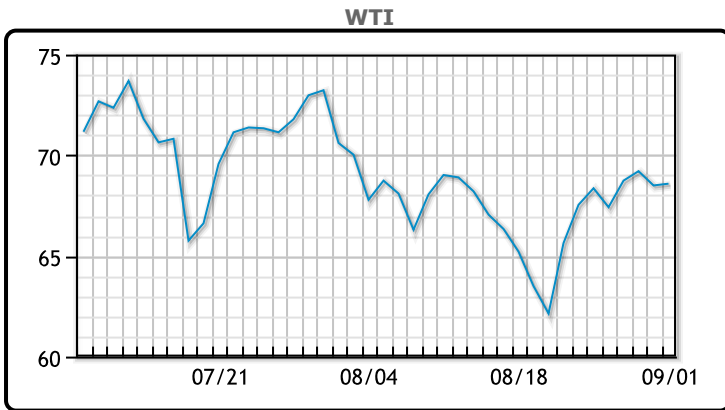
<https://www.pflpetroleum.com>  
 1865 Veterans Park Dr. Suite 303  
 Naples, Florida 34109  
 Phone: 239-390-2885  
 Fax: 239-949-0611  
 Sep 2, 2021 6:32 PM

Major Energy Futures		
	Settle	Change
Brent	71.59	-0.04
Gas Oil	595	-1.75
Natural Gas	4.615	0.238
RBOB	211.09	-3.1
ULSD	212.89	-0.13
WTI	68.59	0.09

**Market Commentary**

Oil prices rose today as the USD moved to one month lows and 1.7MM/bpd of Gulf production remains shut in. The market is also rebounding on positive economic data and yesterday's bullish inventory report. "There are good reasons for this rally - we have 1.5 million barrels still offline in the Gulf, yesterday's crude number was down 7.2 million barrels and storage was at its lowest level since September 2019," said Robert Yawger, director of energy futures at Mizuho. However, some LA refineries could take weeks to restart which will be a negative for demand. The US government has pledged to help those other refiners that can operate, in order to keep refined products flowing, and crude from the SPR is being loaned to key refiners. WTI traded up \$1.40 or 2.04% to close at \$69.99. Brent traded up \$1.44 or 2.01% to close at \$73.03.

## Crude & Product Markets

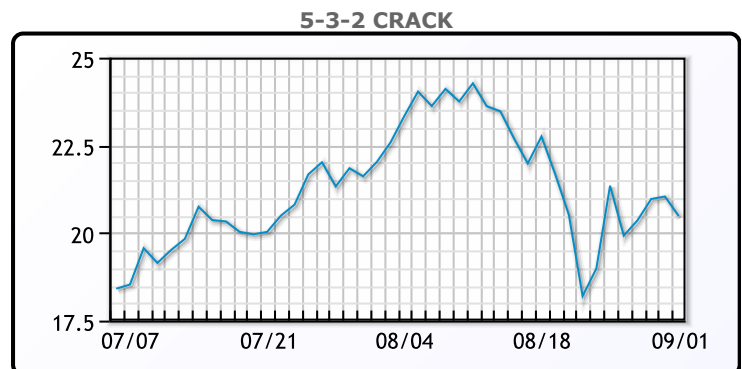
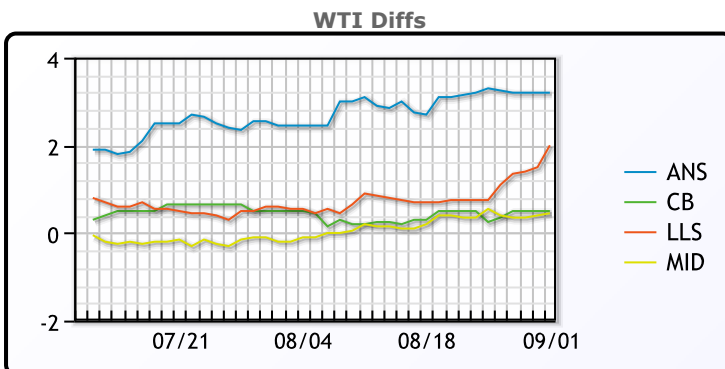


**CRUDE**

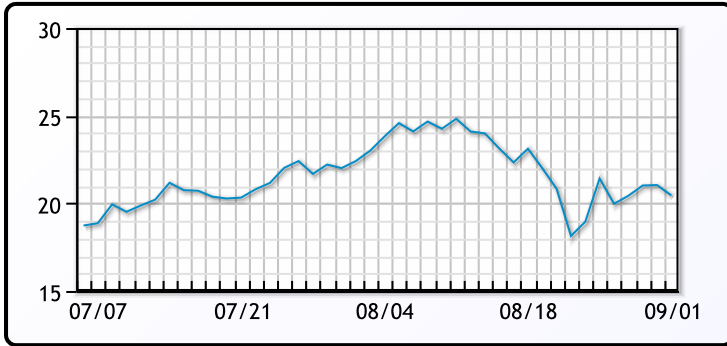
	Last	Week Ago	Month Ago
ANS	71.79	71.71	76.4
BLS	69.09	68.66	74.45
LLS	70.59	69.16	74.5
Mid	69.04	68.96	73.75
WTI	68.59	68.41	73.95

**PRODUCTS**

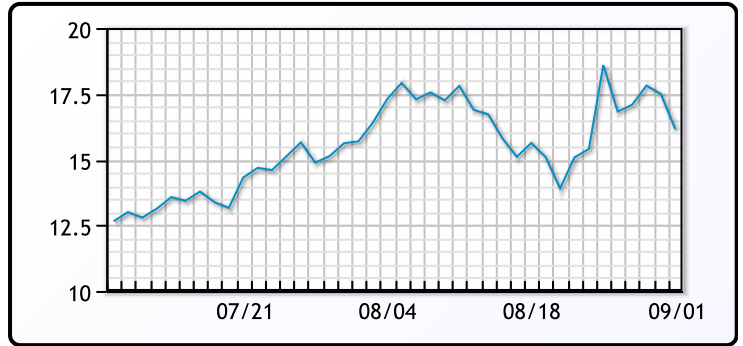
	Last	Week Ago	Month Ago
Gulf RBOB	213.84	217.75	231.97
Gulf ULSD	208.79	206.94	213.81
NYH RBOB	227.34	234.08	236.47
NYH ULSD	213.09	211.82	219.94
USGC 3%	64.38	62.63	63.63



**3-2-1 Crack**



**Gulf 3-2-1 Crack**



**NGLs**

**MB**

	Last	Week Ago	Month Ago
Butane	136.125	128.5	129.5
IsoButane	136.375	129.5	131.5
Natural Gasoline	159.5	161.25	167.25
Propane	116.5	111	113

**CONWAY**

	Last	Week Ago	Month Ago
Butane	133.75	128.25	129
IsoButane	141.75	140	143
Natural Gasoline	159	160	167
Propane	116.75	113.25	112.5

**MB NON**

	Last	Week Ago	Month Ago
Butane	137.125	129.5	131.5
IsoButane	136.375	129.5	131.5
Natural Gasoline	160.25	160.5	165.5
Propane	117.88	110.75	112.75

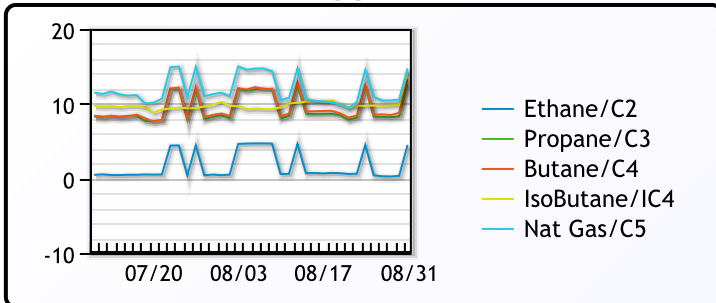
**EDMONTON**

	Last	Week Ago	Month Ago
Propane	102.5	98.5	92.5

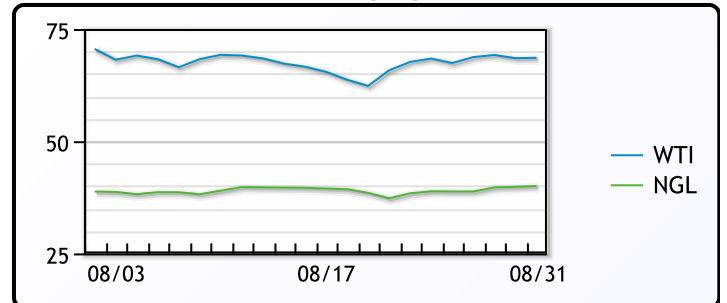
**SARNIA**

	Last	Week Ago	Month Ago
Propane	129	127.25	119

**FRAC SPREAD**



**WTI vs NGL**



**FX**

	Last	Change
CAD	1.2621	0.0001
DXY	92.44901	-0.177
Gold	1813.92	0.02

**RATES**

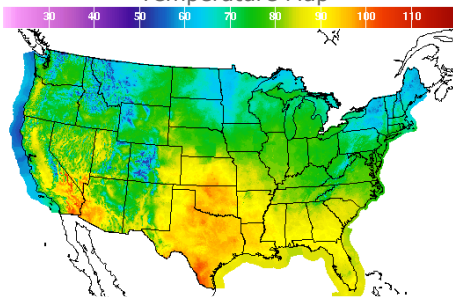
	Last	Change
US 2yr	0.2094	0.0001
US 10yr	1.2936	-0.0152
CAN 10yr	1.181	-0.035

**EQUITIES**

	Last	Change
Nasdaq	15309.38	50.14
TSX	1238.11	6.779
S&P 500	4524.09	1.41

**Weather Data**

**Temperature Map**



City	HIGH °F	LOW °F
Calgary	60	40
Conway	70	61
Cushing	98	76
Denver	81	66
Houston	93	80
Mont Belvieu	90	78
Sarnia	71	57
Williston	76	56

**Precipitation Map**

