



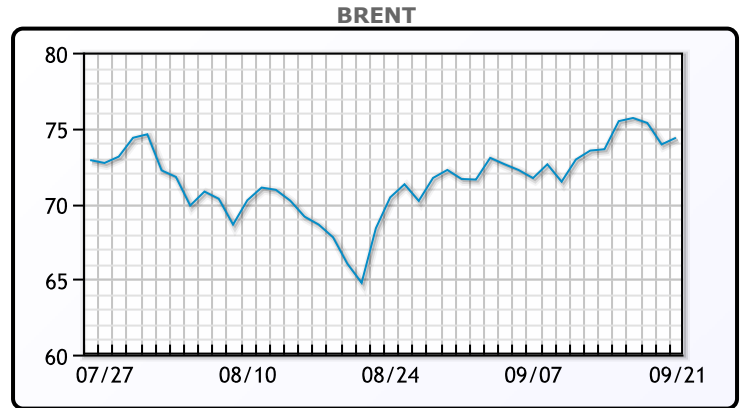
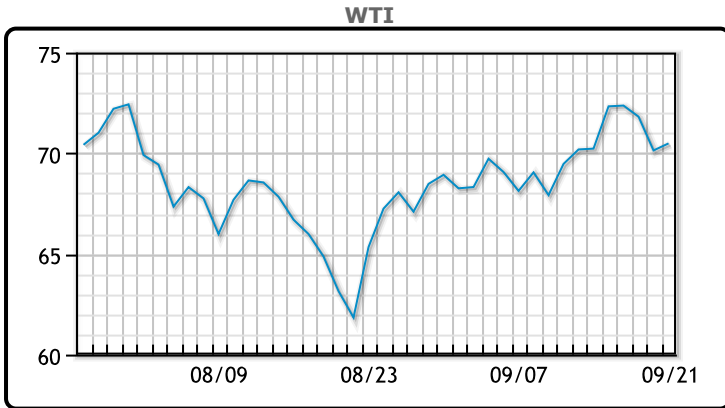
# MARKET DAILY

<https://www.pflpetroleum.com>  
 1865 Veterans Park Dr. Suite 303  
 Naples, Florida 34109  
 Phone: 239-390-2885  
 Fax: 239-949-0611  
 Sep 21, 2021 6:53 PM

Major Energy Futures		
	Settle	Change
Brent	74.36	0.71
Gas Oil	620	-4
Natural Gas	4.805	-0.12
RBOB	210.52	-5.61
ULSD	217.38	-5.01
WTI	70.49	0.35

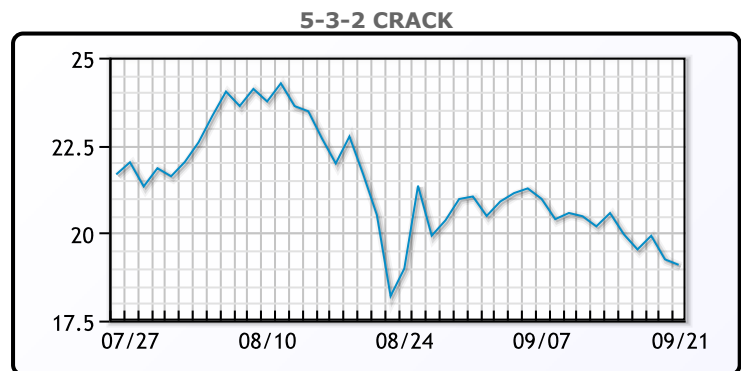
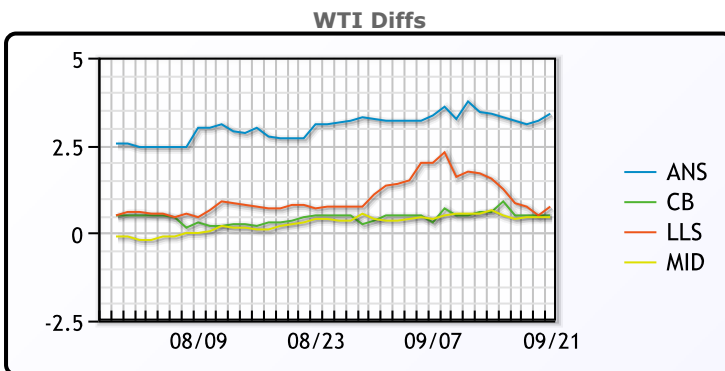
**Market Commentary**  
 Oil prices were mostly flat today, but did rebound after yesterday's market rout. "It seems to be a very nervous trade today," said Phil Flynn, senior analyst at Price Futures group in Chicago. "It's a little bit of ongoing concerns about the potential impact of demand going forward." Financial markets remain on edge with the potential for a domino effect in China, Fed deliberations, and a looming budget showdown here at home. The Fed is expected to begin tightening monetary policy, which has the effect of reducing investor risk tolerance. Three weeks after Hurricane Ida, 18% of Gulf oil production and 27% of natgas production still remains offline. WTI traded up \$.35 or .5% to close at \$70.49. Brent traded up \$.71 or .96% to close at \$74.63.

## Crude & Product Markets



CRUDE			
	Last	Week Ago	Month Ago
ANS	73.96	73.86	65.42
BLS	71.06	71.06	62.82
LLS	71.31	72.01	63.07
Mid	71.01	71.11	62.72
WTI	70.56	70.46	62.32

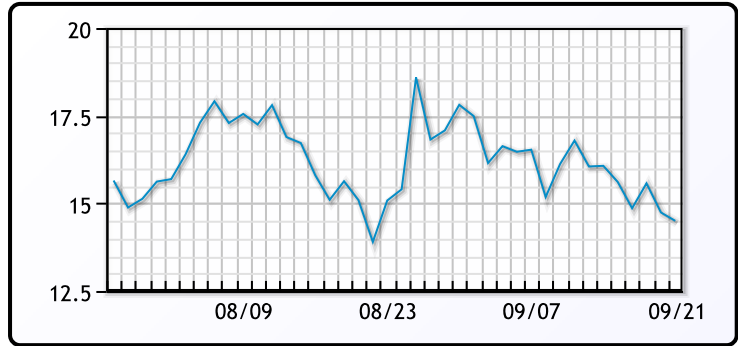
PRODUCTS			
	Last	Week Ago	Month Ago
Gulf RBOB	204.52	216.37	195.24
Gulf ULSD	212.01	211.38	185.44
NYH RBOB	213.77	222.74	208.74
NYH ULSD	217.51	216.28	190.62
USGC 3%	64.13	63.38	56.63



**3-2-1 Crack**



**Gulf 3-2-1 Crack**



**NGLs**

**MB**

	Last	Week Ago	Month Ago
Butane	147.25	141.5	126
IsoButane	146.75	142.5	127
Natural Gasoline	169.75	167.25	144.88
Propane	132.5	124.875	107.5

**CONWAY**

	Last	Week Ago	Month Ago
Butane	147.25	142.75	127
IsoButane	150.5	143	142
Natural Gasoline	165	166.5	146
Propane	132.75	125	110.25

**MB NON**

	Last	Week Ago	Month Ago
Butane	147.25	142.5	127
IsoButane	146.75	142.5	127
Natural Gasoline	169.75	167.75	146
Propane	132.75	125.13	107.5

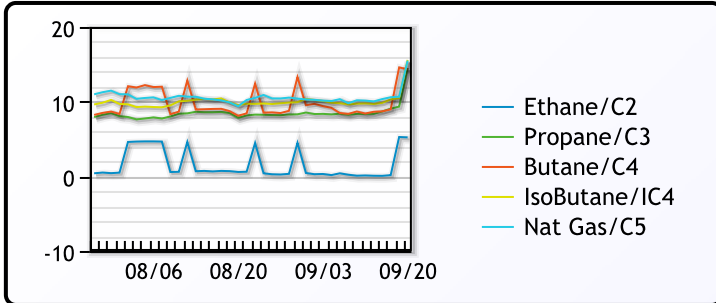
**EDMONTON**

	Last	Week Ago	Month Ago
Propane	119	111	90.63

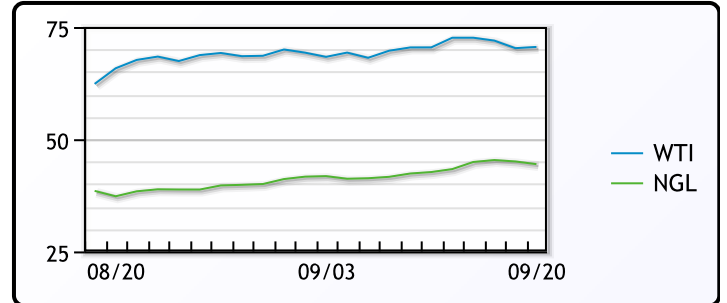
**SARNIA**

	Last	Week Ago	Month Ago
Propane	145.25	137.5	127.25

**FRAC SPREAD**



**WTI vs NGL**



**FX**

	Last	Change
CAD	1.2813	-0.0007
DXY	93.206	-0.07
Gold	1775.16	0.65

**RATES**

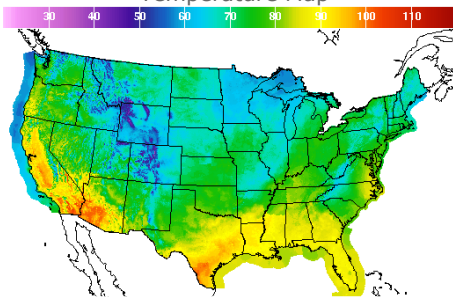
	Last	Change
US 2yr	0.2139	-0.0019
US 10yr	1.3226	0.0119
CAN 10yr	1.228	0.001

**EQUITIES**

	Last	Change
Nasdaq	14746.4	32.5
TSX	1211.14	5.92
S&P 500	4354.19	-3.54

**Weather Data**

**Temperature Map**



City	HIGH °F	LOW °F
Calgary	72	41
Conway	65	46
Cushing	79	61
Denver	65	46
Houston	95	76
Mont Belvieu	91	75
Sarnia	76	64
Williston	71	47

**Precipitation Map**

