



# MARKET DAILY

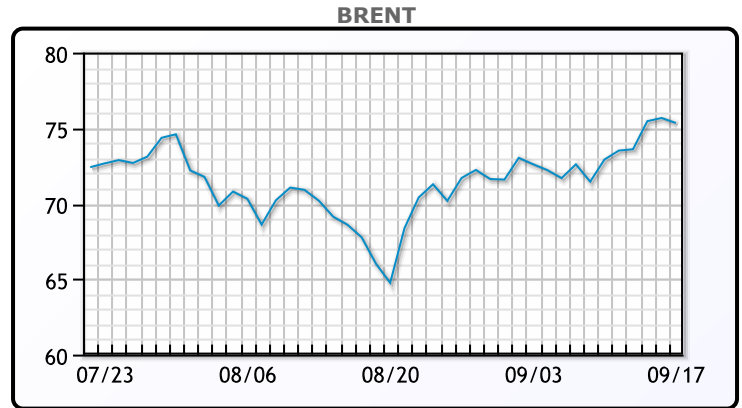
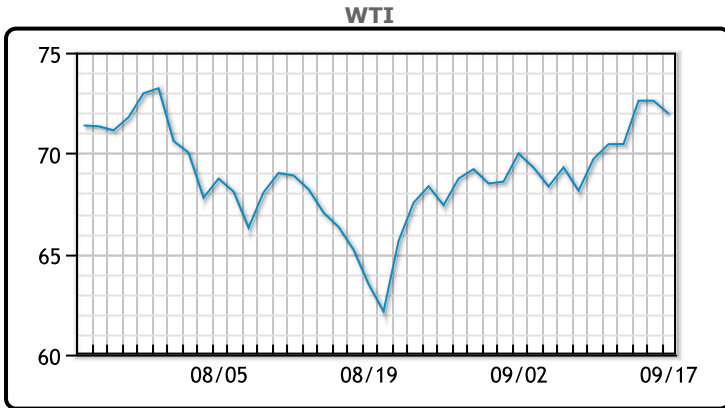
<https://www.pflpetroleum.com>  
 1865 Veterans Park Dr. Suite 303  
 Naples, Florida 34109  
 Phone: 239-390-2885  
 Fax: 239-949-0611  
 Sep 20, 2021 5:44 PM

Major Energy Futures		
	Settle	Change
Brent	75.34	-0.37
Gas Oil	631.5	-4.5
Natural Gas	5.105	-0.125
RBOB	217.13	-2.54
ULSD	220.91	0.57
WTI	71.97	-0.68

**Market Commentary**

Oil prices fell in a risk off day that took down risk assets across the board. Markets are tense with a two day Federal Reserve meeting beginning tomorrow and fear of spillover from the chaos in Asian markets. Risk off days push money flows into the USD, another bearish factor for oil as the dollar strengthens against other currencies. "As the U.S. dollar is usually a safe haven, its exchange rate against other currencies strengthens, a development that supplements the risk aversion environment and affects commodity prices, especially oil," Rystad Energy's oil markets analyst Nishant Bhushan said. Prices traded up from session lows after Shell announced the idling of an installation in the Gulf of Mexico that Rystad Energy analyst Artem Abramov estimates will remove 200K-250K/bpd from the market. WTI traded down \$1.68 or 2.3% to close at \$70.29. Brent traded down \$1.42 or -1.9% to close at \$73.92.

## Crude & Product Markets

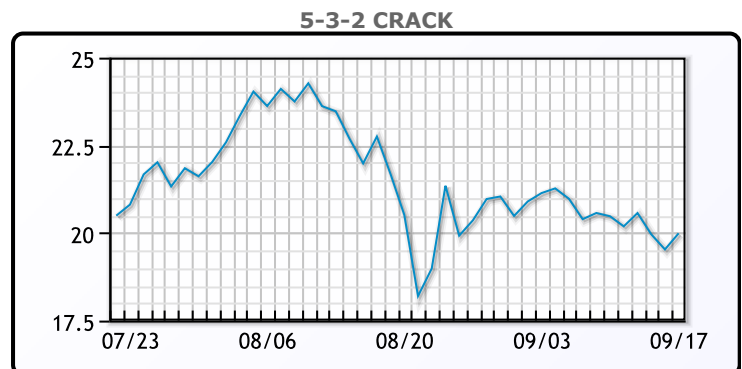
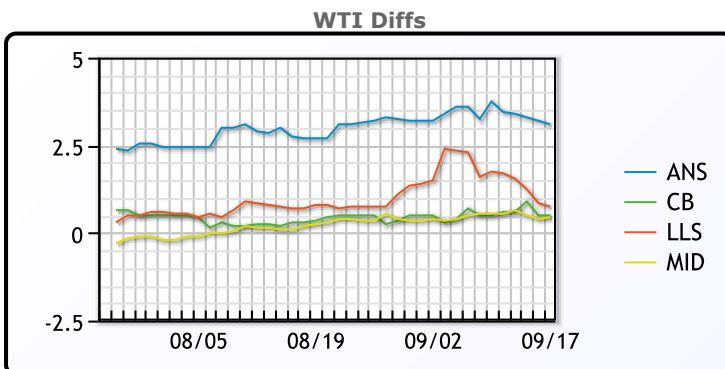


**CRUDE**

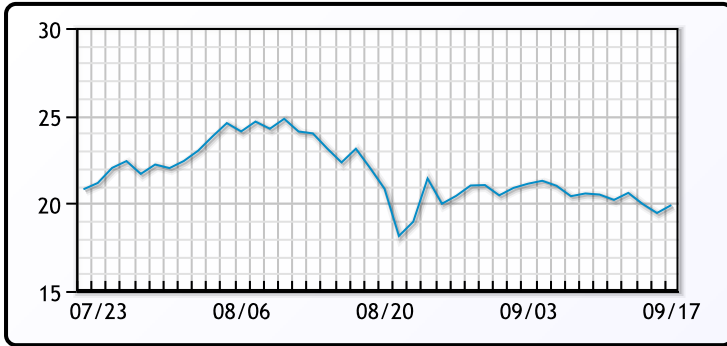
	Last	Week Ago	Month Ago
ANS	75.07	73.47	69.29
BLS	72.47	70.22	66.94
LLS	72.72	71.47	67.39
Mid	72.42	70.27	66.84
WTI	71.97	69.72	66.59

**PRODUCTS**

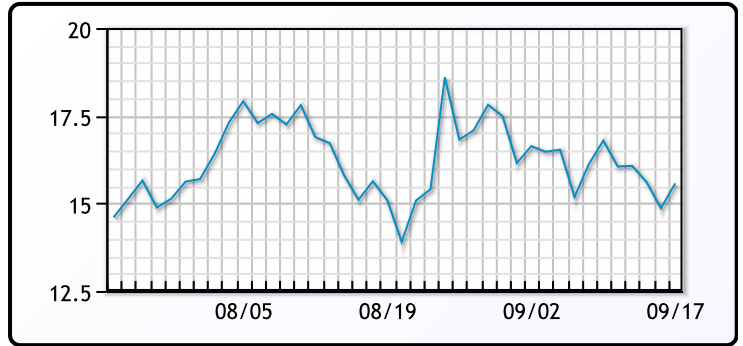
	Last	Week Ago	Month Ago
Gulf RBOB	212.5	214.78	209.81
Gulf ULSD	215.91	209.95	197.86
NYH RBOB	222.13	225.65	220.44
NYH ULSD	221.16	214.73	203.31
USGC 3%	64.38	63.13	60.13



**3-2-1 Crack**



**Gulf 3-2-1 Crack**



**NGLs**

**MB**

	Last	Week Ago	Month Ago
Butane	150	141.25	133.13
IsoButane	149	139.75	134.5
Natural Gasoline	173	165.63	154.75
Propane	133.25	122.5	114.25

**CONWAY**

	Last	Week Ago	Month Ago
Butane	146	140.5	132
IsoButane	154	142	143
Natural Gasoline	170	164	152.5
Propane	133.25	122.5	116.75

**MB NON**

	Last	Week Ago	Month Ago
Butane	149.25	143	135.13
IsoButane	149	139.75	134.5
Natural Gasoline	173.5	165.13	154
Propane	133.5	122.75	113.75

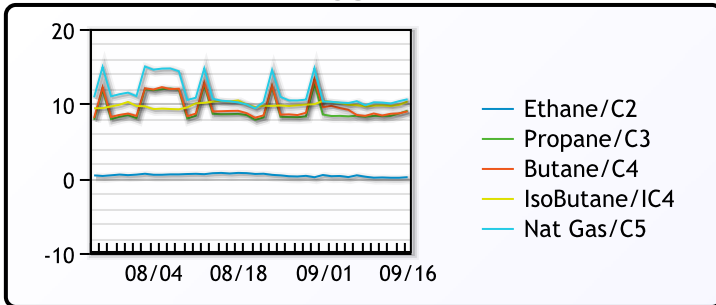
**EDMONTON**

	Last	Week Ago	Month Ago
Propane	119.75	105.5	100.25

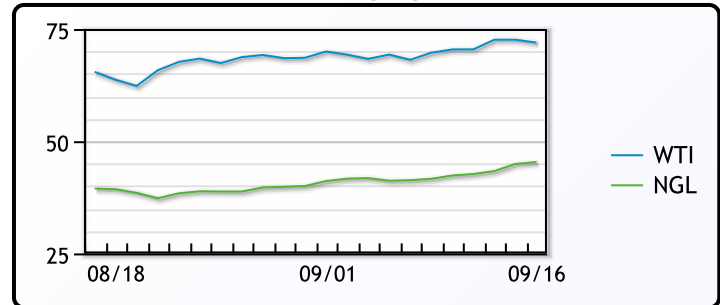
**SARNIA**

	Last	Week Ago	Month Ago
Propane	145.25	137.5	128.5

**FRAC SPREAD**



**WTI vs NGL**



**FX**

	Last	Change
CAD	1.2764	0.0081
DXY	93.242	0.30999
Gold	1754.34	0.57

**RATES**

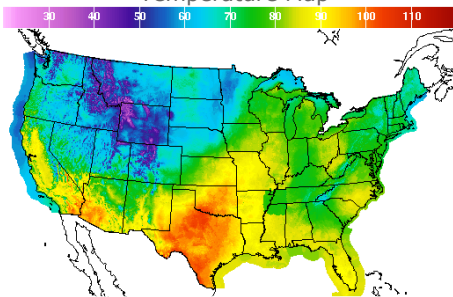
	Last	Change
US 2yr	0.2217	0.0024
US 10yr	1.3616	0.0238
CAN 10yr	1.284	0.049

**EQUITIES**

	Last	Change
Nasdaq	15043.97	-137.95
TSX	1224.44	-7.32
S&P 500	4432.99	-40.76

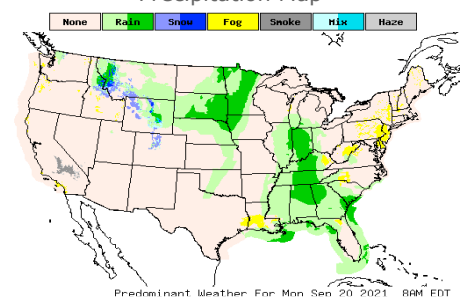
**Weather Data**

**Temperature Map**



City	HIGH °F	LOW °F
Calgary	61	39
Conway	65	55
Cushing	98	72
Denver	71	55
Houston	92	75
Mont Belvieu	91	75
Sarnia	82	59
Williston	67	50

**Precipitation Map**



This report has been prepared by PFL Petroleum Limited personnel for your information only and the views expressed are intended to provide market commentary and are not recommendations. This report is not an offer to sell or a solicitation of any offer to buy any security. The information contained herein has been compiled by PFL from sources believed to be reliable, but no representation or warranty, express or implied, is made by PFL Petroleum Limited, its affiliates or any other person as to its accuracy, completeness or correctness. Copyright 2017 PFL Petroleum Limited. All Rights Reserved