



MARKET DAILY

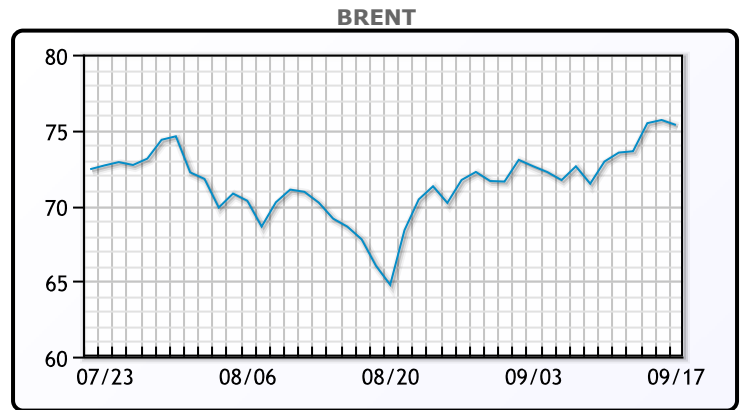
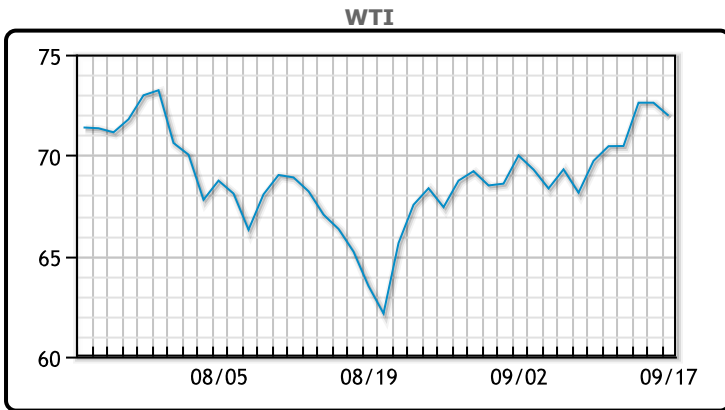
<https://www.pflpetroleum.com>
 1865 Veterans Park Dr. Suite 303
 Naples, Florida 34109
 Phone: 239-390-2885
 Fax: 239-949-0611
 Sep 17, 2021 5:28 PM

Major Energy Futures		
	Settle	Change
Brent	75.34	-0.37
Gas Oil	631.5	-4.5
Natural Gas	5.105	-0.125
RBOB	217.13	-2.54
ULSD	220.91	0.57
WTI	71.97	-0.68

Market Commentary

Oil prices were lower today, as production in the Gulf continues to come back online and computers take profits. Prices were still up about 3% week over week. "The reason oil prices reached such highs in the last few days was clearly supply disruptions and drawdowns in inventories, so now that U.S. oil production is returning, oil as expected trades lower," said Nishant Bhushan, Rystad Energy's oil markets analyst. Roughly 28% of Gulf output is still offline, according to Reuters. Also hurting prices, the dollar is rallying again, marking multi-week highs today after getting a boost from US retail sales. WTI traded down \$.68 or -.94% to close at \$71.93. Brent traded down \$.37 or -.49% to close at \$75.30.

Crude & Product Markets

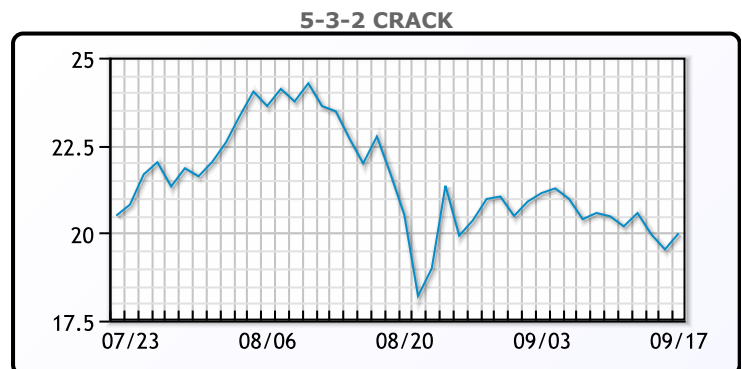
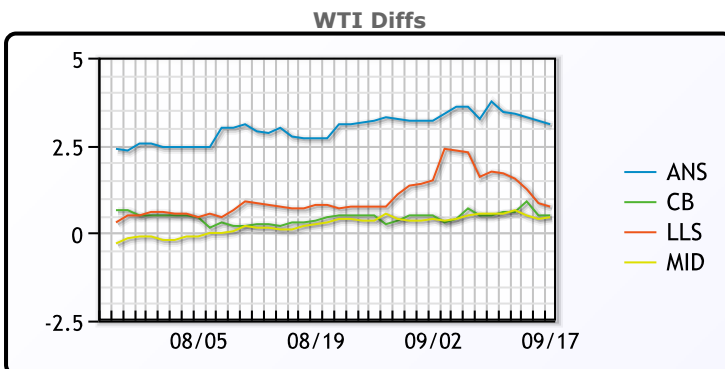


CRUDE

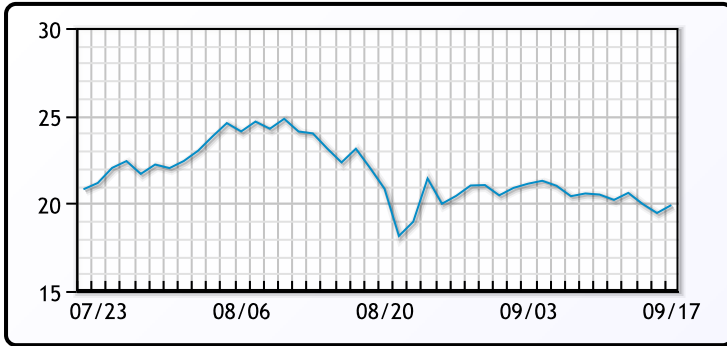
	Last	Week Ago	Month Ago
ANS	75.07	73.47	69.29
BLS	72.47	70.22	66.94
LLS	72.72	71.47	67.39
Mid	72.42	70.27	66.84
WTI	71.97	69.72	66.59

PRODUCTS

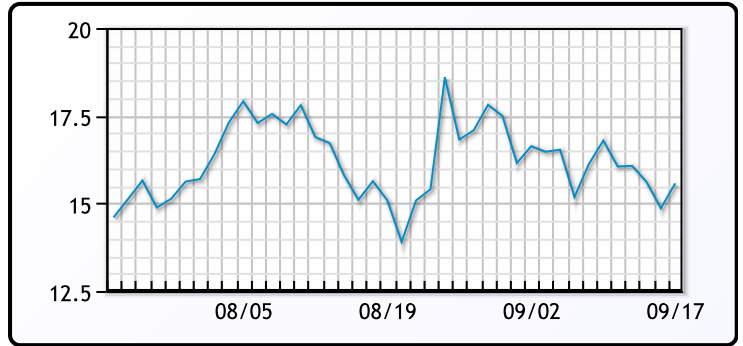
	Last	Week Ago	Month Ago
Gulf RBOB	212.5	214.78	209.81
Gulf ULSD	215.91	209.95	197.86
NYH RBOB	222.13	225.65	220.44
NYH ULSD	221.16	214.73	203.31
USGC 3%	64.38	63.13	60.13



3-2-1 Crack



Gulf 3-2-1 Crack



NGLs

MB

	Last	Week Ago	Month Ago
Butane	150	141.25	133.13
IsoButane	149	139.75	134.5
Natural Gasoline	173	165.63	154.75
Propane	133.25	122.5	114.25

CONWAY

	Last	Week Ago	Month Ago
Butane	146	140.5	132
IsoButane	154	142	143
Natural Gasoline	170	164	152.5
Propane	133.25	122.5	116.75

MB NON

	Last	Week Ago	Month Ago
Butane	149.25	143	135.13
IsoButane	149	139.75	134.5
Natural Gasoline	173.5	165.13	154
Propane	133.5	122.75	113.75

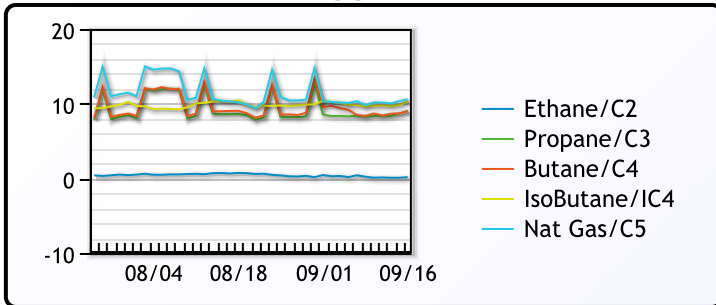
EDMONTON

	Last	Week Ago	Month Ago
Propane	119.75	105.5	100.25

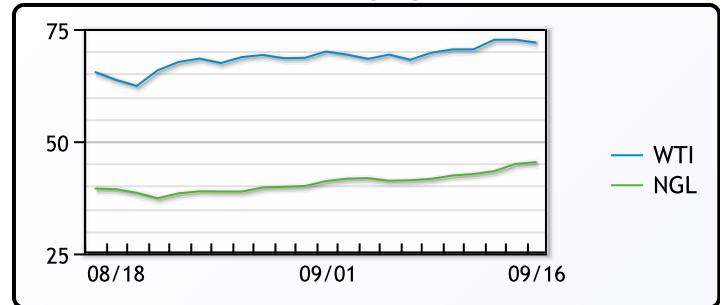
SARNIA

	Last	Week Ago	Month Ago
Propane	145.25	137.5	128.5

FRAC SPREAD



WTI vs NGL



FX

	Last	Change
CAD	1.2764	0.0081
DXY	93.242	0.30999
Gold	1754.34	0.57

RATES

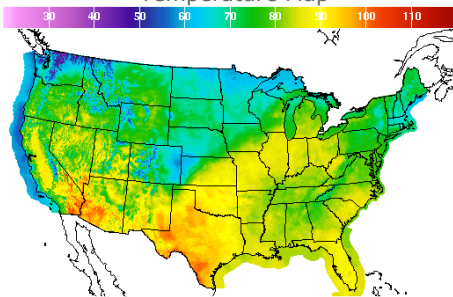
	Last	Change
US 2yr	0.2217	0.0024
US 10yr	1.3616	0.0238
CAN 10yr	1.284	0.049

EQUITIES

	Last	Change
Nasdaq	15043.97	-137.95
TSX	1224.44	-7.32
S&P 500	4432.99	-40.76

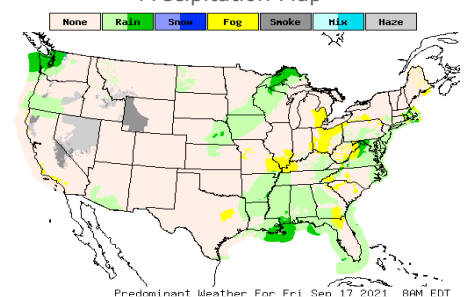
Weather Data

Temperature Map



City	HIGH °F	LOW °F
Calgary	65	37
Conway	66	48
Cushing	92	68
Denver	76	50
Houston	88	74
Mont Belvieu	86	73
Sarnia	82	59
Williston	71	44

Precipitation Map



This report has been prepared by PFL Petroleum Limited personnel for your information only and the views expressed are intended to provide market commentary and are not recommendations. This report is not an offer to sell or a solicitation of any offer to buy any security. The information contained herein has been compiled by PFL from sources believed to be reliable, but no representation or warranty, express or implied, is made by PFL Petroleum Limited, its affiliates or any other person as to its accuracy, completeness or correctness. Copyright 2017 PFL Petroleum Limited. All Rights Reserved