



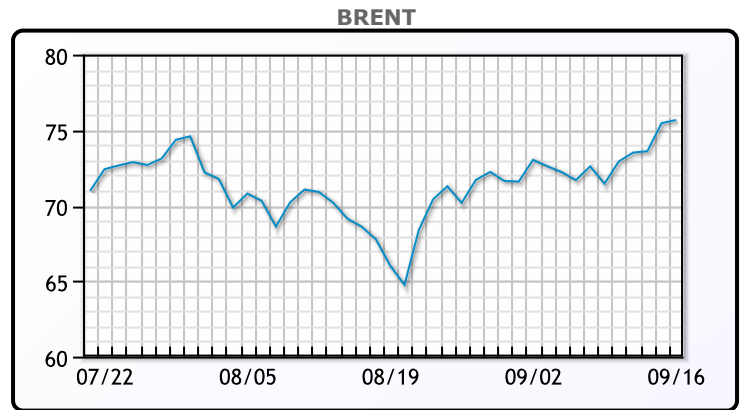
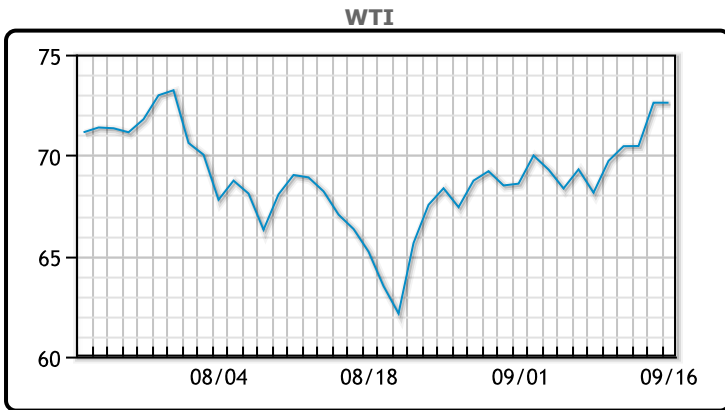
MARKET DAILY

<https://www.pflpetroleum.com>
 1865 Veterans Park Dr. Suite 303
 Naples, Florida 34109
 Phone: 239-390-2885
 Fax: 239-949-0611
 Sep 16, 2021 6:09 PM

Major Energy Futures		
	Settle	Change
Brent	75.67	0.17
Gas Oil	628.75	18.25
Natural Gas	5.335	0.2
RBOB	218.12	3.42
ULSD	221.1	4.4
WTI	72.61	0

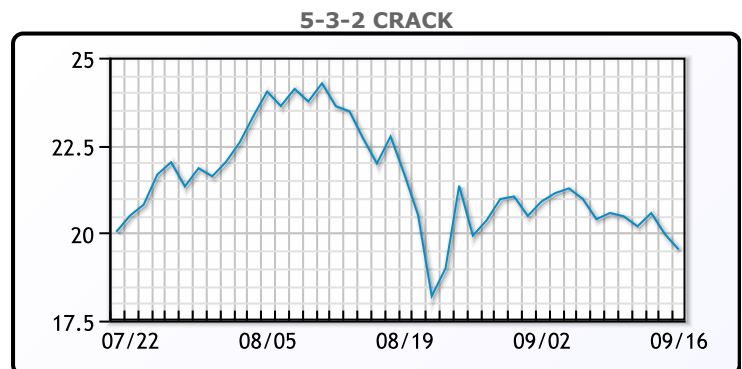
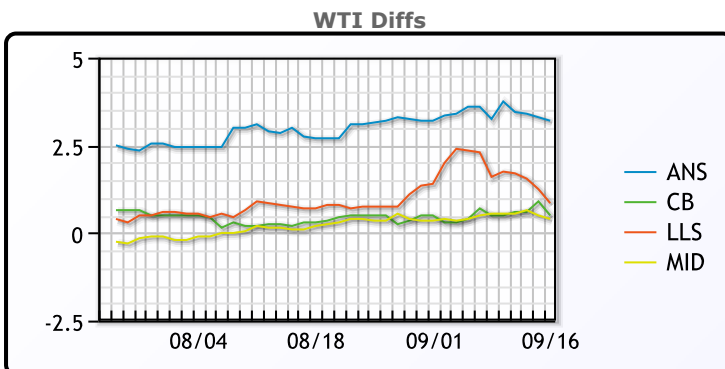
Market Commentary
 Oil prices were flat today, after rising to multi week highs yesterday. Oil is finding support from dwindling inventories and rising European power prices, which are expected to get worse before they get better. "With prices now back around summer highs, we are seeing some profit taking kicking in, but the rally continues to look well supported," said Craig Erlam, senior market analyst at OANDA. U.S. Gulf energy companies have been able to restore pipeline service and electricity quickly after Hurricane Nicholas passed through Texas early this week, allowing them to focus on efforts to repair the damage caused weeks earlier by Hurricane Ida. WTI traded flat for the day closing at \$72.61. Brent traded up \$.17 or .23% to close at \$75.63.

Crude & Product Markets



	Last	Week Ago	Month Ago
ANS	75.81	71.39	69.99
BLS	73.11	68.64	67.59
LLS	73.46	69.74	67.99
Mid	73.01	68.69	67.49
WTI	72.61	68.14	67.29

	Last	Week Ago	Month Ago
Gulf RBOB	214.62	208.72	214.59
Gulf ULSD	216.4	206.87	199.08
NYH RBOB	225.37	220.22	224.09
NYH ULSD	221.23	211.37	204.58
USGC 3%	65.38	61.13	59.13



3-2-1 Crack



Gulf 3-2-1 Crack



NGLs

MB

	Last	Week Ago	Month Ago
Butane	148.38	137.13	132.88
IsoButane	149	138	135.25
Natural Gasoline	174.5	160.5	155.75
Propane	132.63	120.63	114.25

CONWAY

	Last	Week Ago	Month Ago
Butane	148.25	136.5	131
IsoButane	152	140	144
Natural Gasoline	171	160.5	154
Propane	132.5	121	116

MB NON

	Last	Week Ago	Month Ago
Butane	149.13	140.5	134.88
IsoButane	149	138	135.25
Natural Gasoline	174	161	155
Propane	132.5	120.63	113.75

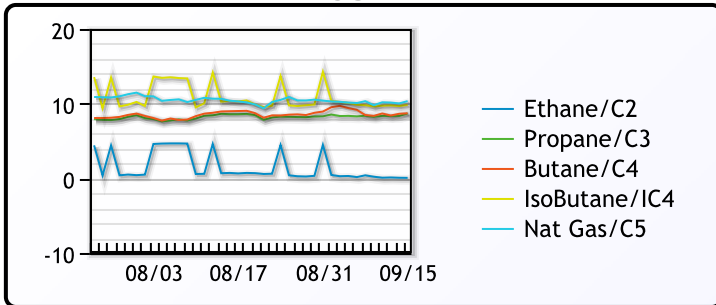
EDMONTON

	Last	Week Ago	Month Ago
Propane	120.5	105	99

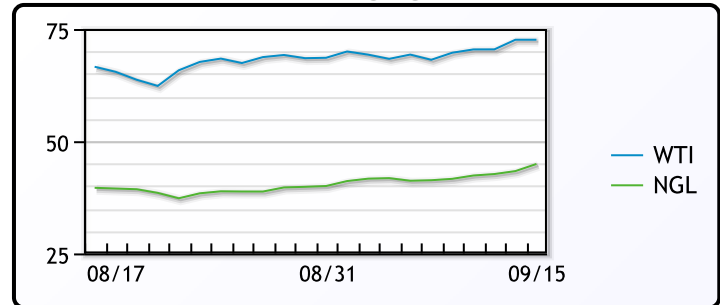
SARNIA

	Last	Week Ago	Month Ago
Propane	145.25	133	128.5

FRAC SPREAD



WTI vs NGL



FX

	Last	Change
CAD	1.2684	0.0001
DXY	92.866	0.318
Gold	1753.61	-0.16

RATES

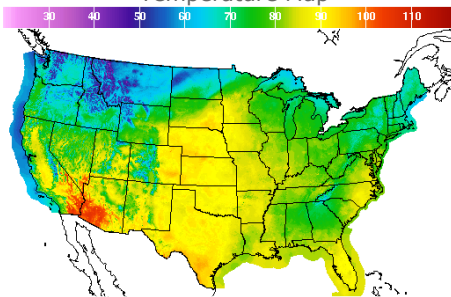
	Last	Change
US 2yr	0.2193	0.0082
US 10yr	1.3378	0.039
CAN 10yr	1.235	0.015

EQUITIES

	Last	Change
Nasdaq	15181.92	20.39
TSX	1231.76	-5.295
S&P 500	4473.75	-6.95

Weather Data

Temperature Map



City	HIGH °F	LOW °F
Calgary	57	34
Conway	65	54
Cushing	91	68
Denver	89	67
Houston	82	73
Mont Belvieu	80	71
Sarnia	74	55
Williston	62	51

Precipitation Map

