



MARKET DAILY

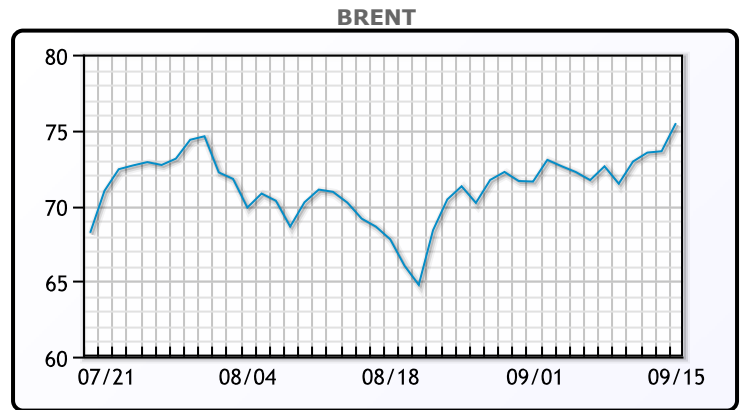
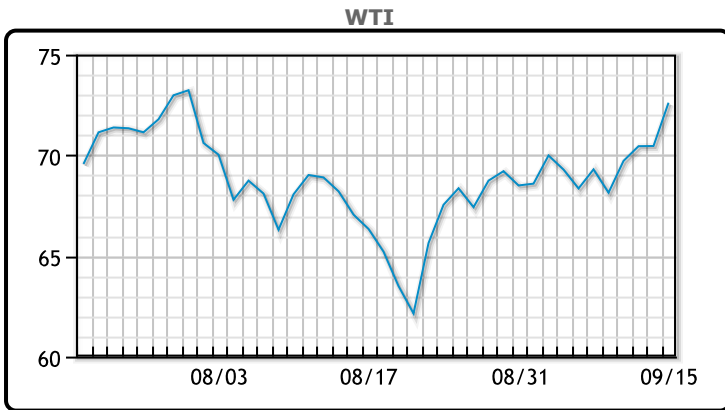
<https://www.pflpetroleum.com>
 1865 Veterans Park Dr. Suite 303
 Naples, Florida 34109
 Phone: 239-390-2885
 Fax: 239-949-0611
 Sep 15, 2021 5:56 PM

Major Energy Futures		
	Settle	Change
Brent	75.46	1.97
Gas Oil	633.25	0
Natural Gas	5.46	0.029
RBOB	220.66	1.15
ULSD	220.53	0.3
WTI	72.61	2.15

Market Commentary

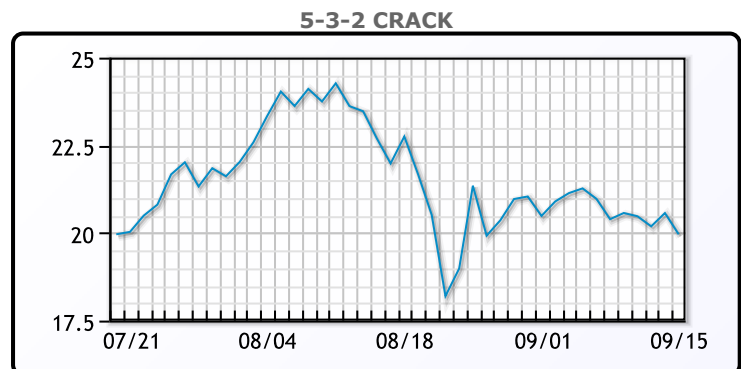
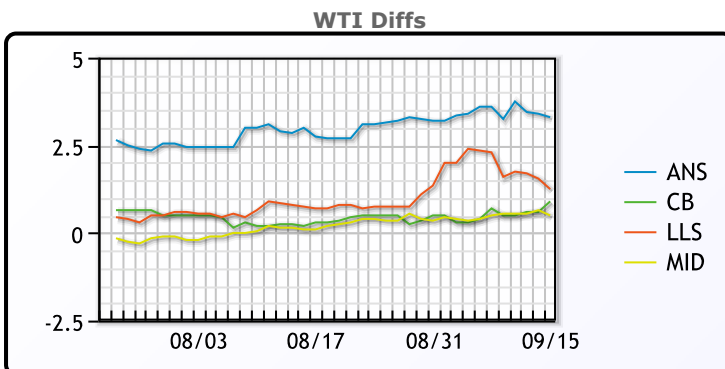
Oil prices rallied today, after a larger than expected crude inventory draw left inventories at two year lows. Oil inventories fell by 6.4MM/bbls, vs a forecasted draw of 2.5Mm/bbls. Gasoline inventories had a draw of 1.9MM/bbls, about in line with forecasts. Distillate inventories decreased by 1.7MM/bbls, slightly better than the forecasted draw of 1.61MM/bbls. "We have seen large crude and product draws which is supportive to the energy complex," said Tony Headrick, energy market analyst at CHS Hedging. "The tropical storm that just came through slowed down recovery efforts from Hurricane Ida and we will continue to see the effects from Ida for the next few reports." The IEA issues a statement that vaccine roll outs are expected to facilitate a rebound in energy demand, after sliding when the Delta variant became more prevalent. WTI traded up \$2.15 or 3.05% to close at \$72.61. Brent traded up \$1.97 or 2.68% to close at \$75.57.

Crude & Product Markets



CRUDE			
	Last	Week Ago	Month Ago
ANS	75.91	72.9	71.19
BLS	73.51	70	68.74
LLS	73.86	71.6	69.14
Mid	73.11	69.8	68.54
WTI	72.61	69.3	68.44

PRODUCTS			
	Last	Week Ago	Month Ago
Gulf RBOB	218.66	211.71	222.13
Gulf ULSD	215.83	209.51	202.04
NYH RBOB	226.53	224.96	231.01
NYH ULSD	220.65	213.64	207.59
USGC 3%	66.13	65.13	60.13



3-2-1 Crack



Gulf 3-2-1 Crack



NGLs

MB

	Last	Week Ago	Month Ago
Butane	147.25	135.25	132.25
IsoButane	146	136.75	134
Natural Gasoline	173.3	163	158.25
Propane	130.38	119.06	114.5

CONWAY

	Last	Week Ago	Month Ago
Butane	148	138.63	133.25
IsoButane	150	139	143
Natural Gasoline	171	161.25	154.5
Propane	130.5	119	116.5

MB NON

	Last	Week Ago	Month Ago
Butane	146.38	139.75	134.25
IsoButane	146	136.75	134
Natural Gasoline	173.5	163.25	157.75
Propane	130.38	119.06	113.88

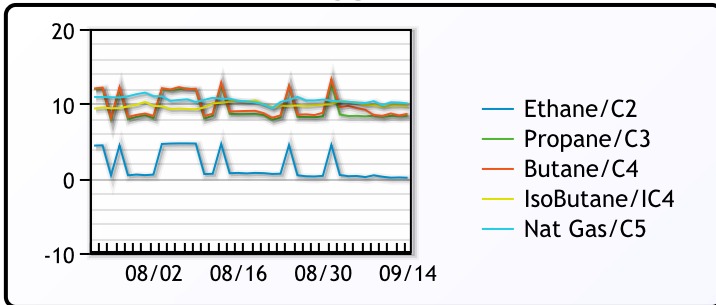
EDMONTON

	Last	Week Ago	Month Ago
Propane	116.5	103	99

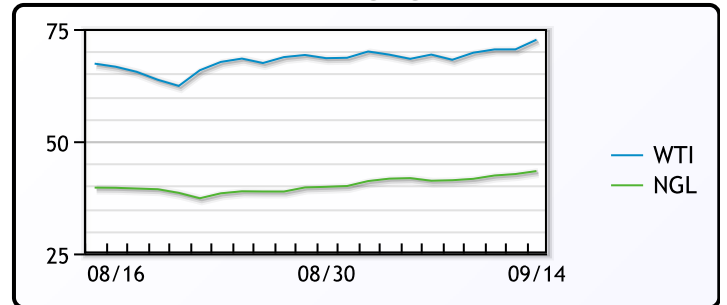
SARNIA

	Last	Week Ago	Month Ago
Propane	140	133	128.5

FRAC SPREAD



WTI vs NGL



FX

	Last	Change
CAD	1.2627	-0.0003
DXY	92.485	-0.138
Gold	1794.09	0.03

RATES

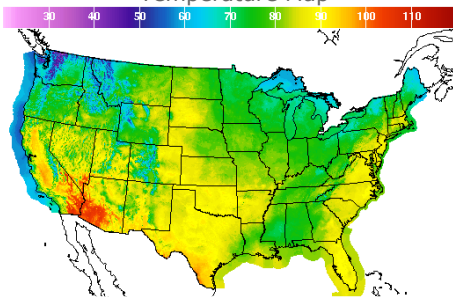
	Last	Change
US 2yr	0.2111	0.0041
US 10yr	1.2988	0.0152
CAN 10yr	1.22	0.047

EQUITIES

	Last	Change
Nasdaq	15161.53	123.77
TSX	1237.06	8.603
S&P 500	4480.7	37.65

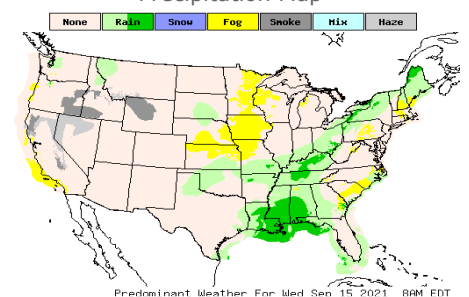
Weather Data

Temperature Map



City	HIGH °F	LOW °F
Calgary	54	40
Conway	73	53
Cushing	89	67
Denver	89	63
Houston	80	71
Mont Belvieu	79	70
Sarnia	71	58
Williston	82	55

Precipitation Map



This report has been prepared by PFL Petroleum Limited personnel for your information only and the views expressed are intended to provide market commentary and are not recommendations. This report is not an offer to sell or a solicitation of any offer to buy any security. The information contained herein has been compiled by PFL from sources believed to be reliable, but no representation or warranty, express or implied, is made by PFL Petroleum Limited, its affiliates or any other person as to its accuracy, completeness or correctness. Copyright 2017 PFL Petroleum Limited. All Rights Reserved