



# MARKET DAILY

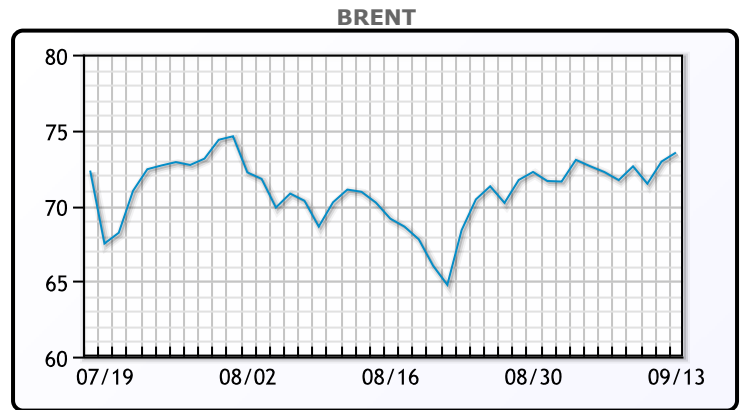
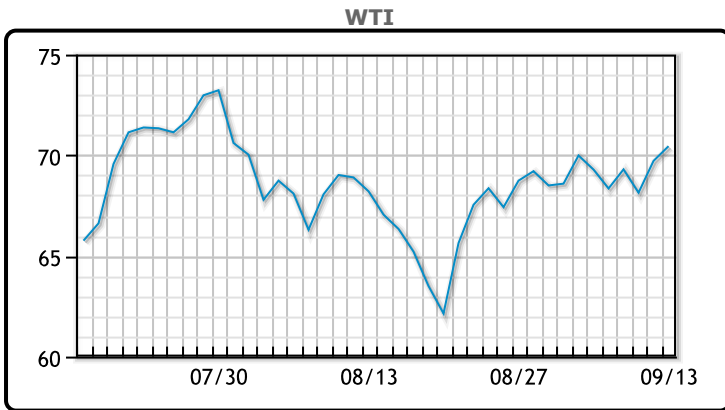
<https://www.pflpetroleum.com>  
 1865 Veterans Park Dr. Suite 303  
 Naples, Florida 34109  
 Phone: 239-390-2885  
 Fax: 239-949-0611  
 Sep 13, 2021 5:59 PM

Major Energy Futures		
	Settle	Change
Brent	73.51	0.75
Gas Oil	615	3.5
Natural Gas	5.231	-0.093
RBOB	216.09	5.43
ULSD	215.83	3.23
WTI	70.45	0.73

**Market Commentary**

Oil prices are higher today, moving to six week highs as output in the Gulf is returning slower than expected as another storm is hitting Texas. "Hurricane Ida's impact is lasting more than the market expected and as some oil production capacity remains shut this week, prices are rising on supply not being restored and therefore not reaching refineries that have restarted operations quicker than producers," said Nishant Bhushan, oil markets analyst at Rystad Energy. BofA is beating the drums again for \$100 crude, specifically citing their expectation of a cold winter, despite other bearish factors. OPEC+ lowered its demand forecast for the last quarter of 2021, citing the Delta variant. Other bearish factors include: Fed talk of tapering, China and the US releasing crude from reserves, and the potential return of Iranian barrels to market. WTI traded up \$.73 or 1.67% to close at \$70.45. Brent traded up \$.75 or 1.58% to close at \$73.67.

## Crude & Product Markets

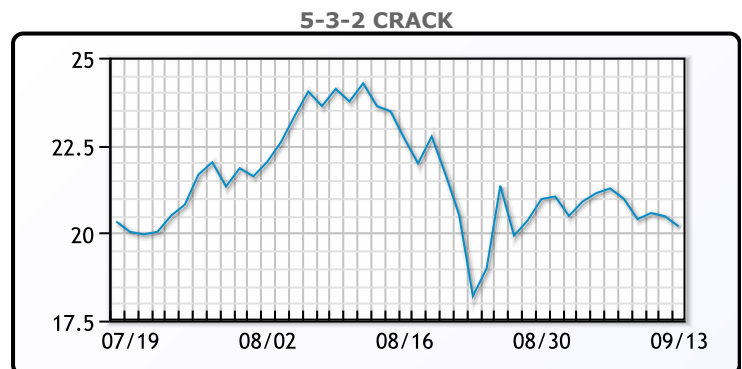
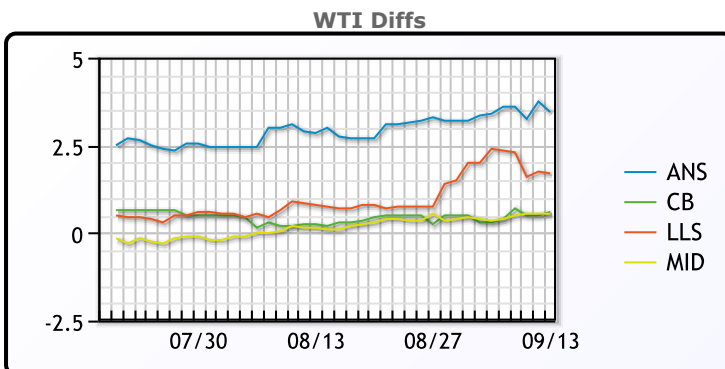


**CRUDE**

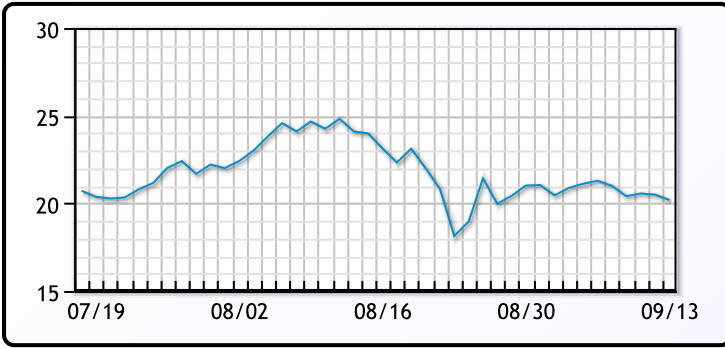
	Last	Week Ago	Month Ago
ANS	73.9	72.69	71.19
BLS	71.05	69.59	68.74
LLS	72.15	71.69	69.14
Mid	71	69.64	68.54
WTI	70.45	69.29	68.44

**PRODUCTS**

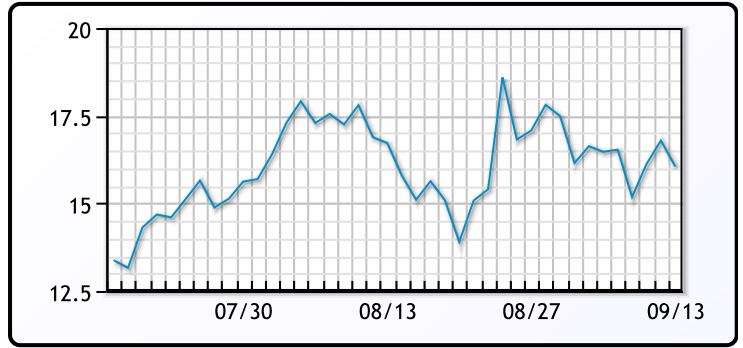
	Last	Week Ago	Month Ago
Gulf RBOB	215.59	216.15	222.13
Gulf ULSD	211.23	212.69	202.04
NYH RBOB	222.34	228.78	231.01
NYH ULSD	215.83	216.22	207.59
USGC 3%	63.88	64.88	60.13



**3-2-1 Crack**



**Gulf 3-2-1 Crack**



**NGLs**

**MB**

	Last	Week Ago	Month Ago
Butane	139.75	145.25	132.25
IsoButane	141.25	140	134
Natural Gasoline	166.5	161.5	158.25
Propane	123.5	119.38	114.5

**CONWAY**

	Last	Week Ago	Month Ago
Butane	141.25	142.13	133.25
IsoButane	143	140	143
Natural Gasoline	165.5	162	154.5
Propane	123.88	119.25	116.5

**MB NON**

	Last	Week Ago	Month Ago
Butane	141.5	145.5	134.25
IsoButane	141.25	140	134
Natural Gasoline	167	161.25	157.75
Propane	123.75	119.38	113.88

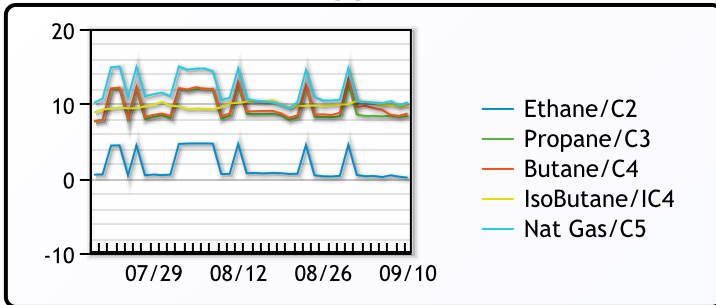
**EDMONTON**

	Last	Week Ago	Month Ago
Propane	109.88	105	99

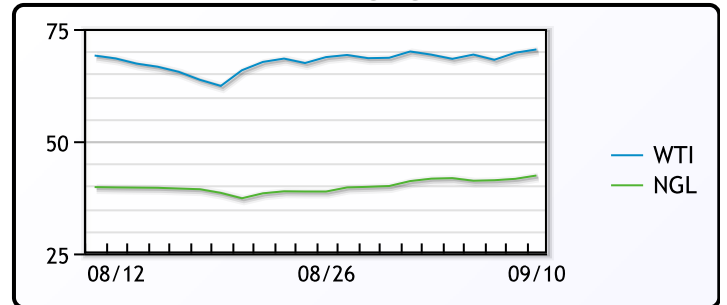
**SARNIA**

	Last	Week Ago	Month Ago
Propane	137.5	129.5	128.5

**FRAC SPREAD**



**WTI vs NGL**



**FX**

	Last	Change
CAD	1.2646	-0.0002
DXY	92.621	0.039
Gold	1793.7	-0.05

**RATES**

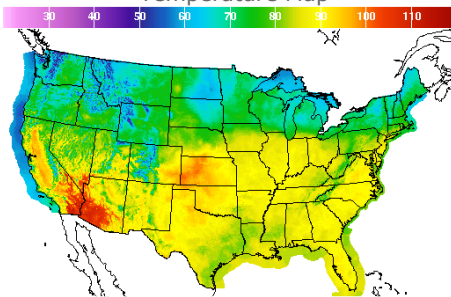
	Last	Change
US 2yr	0.2129	0.0002
US 10yr	1.3259	-0.0152
CAN 10yr	1.22	-0.018

**EQUITIES**

	Last	Change
Nasdaq	15105.58	-9.91
TSX	1236.52	2.062
S&P 500	4468.73	10.15

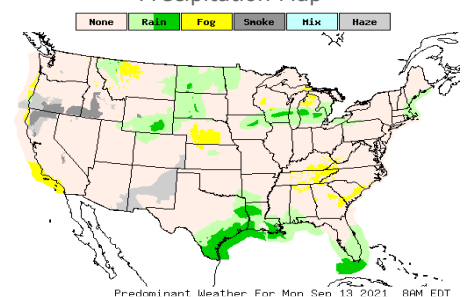
**Weather Data**

**Temperature Map**



City	HIGH °F	LOW °F
Calgary	63	46
Conway	74	53
Cushing	93	65
Denver	84	68
Houston	76	68
Mont Belvieu	76	68
Sarnia	70	61
Williston	74	57

**Precipitation Map**



This report has been prepared by PFL Petroleum Limited personnel for your information only and the views expressed are intended to provide market commentary and are not recommendations. This report is not an offer to sell or a solicitation of any offer to buy any security. The information contained herein has been compiled by PFL from sources believed to be reliable, but no representation or warranty, express or implied, is made by PFL Petroleum Limited, its affiliates or any other person as to its accuracy, completeness or correctness. Copyright 2017 PFL Petroleum Limited. All Rights Reserved