



# MARKET DAILY

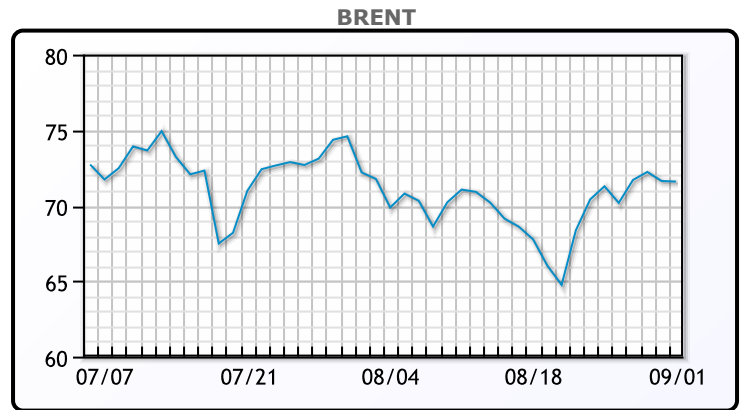
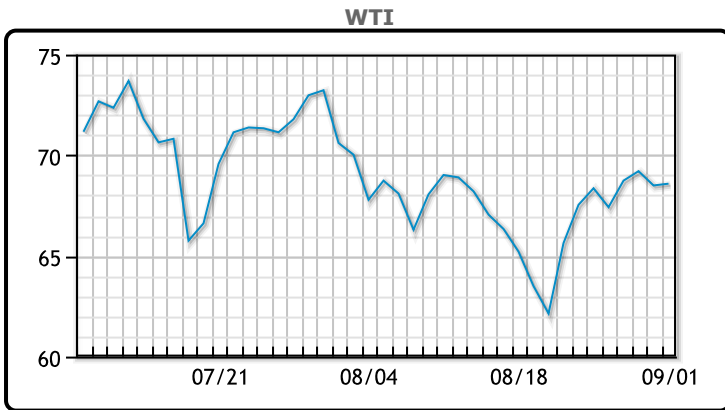
<https://www.pflpetroleum.com>  
 1865 Veterans Park Dr. Suite 303  
 Naples, Florida 34109  
 Phone: 239-390-2885  
 Fax: 239-949-0611  
 Sep 1, 2021 6:28 PM

Major Energy Futures		
	Settle	Change
Brent	71.59	-0.04
Gas Oil	595	-1.75
Natural Gas	4.615	0.238
RBOB	211.09	-3.1
ULSD	212.89	-0.13
WTI	68.59	0.09

**Market Commentary**

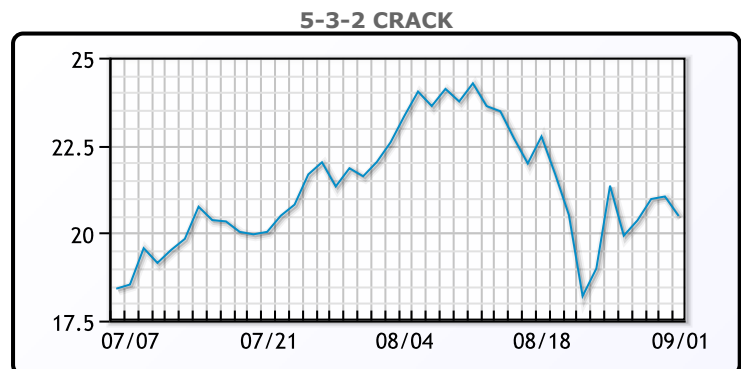
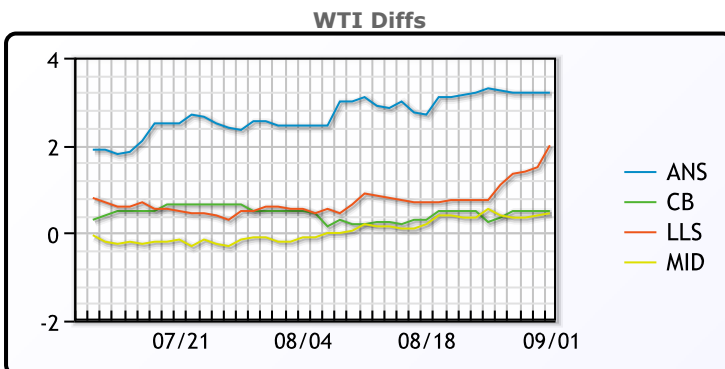
Oil markets traded flat for the day despite a much larger than expected draw in crude inventories. The market is instead more focused on rising gasoline inventories and the lack of immediate crude demand with refineries shut down. Crude oil inventories had a draw of -7.17MM/bbls, vs a forecasted draw of 3.09MM/bbls. This all happened in the Gulf Coast which saw a total draw of -8.97MM/bbls. Gasoline inventories rose last week by 1.29MM/bbls but analysts were expecting a draw of -1.6MM/bbls. Distillate inventories did better than expected, with a draw of -1.73MM/bbls compared to a forecasted draw of -650K/bbls. WTI traded up \$.09 or .13% to close at \$68.59. Brent traded down \$.04 or -.06% to close at \$71.59.

## Crude & Product Markets

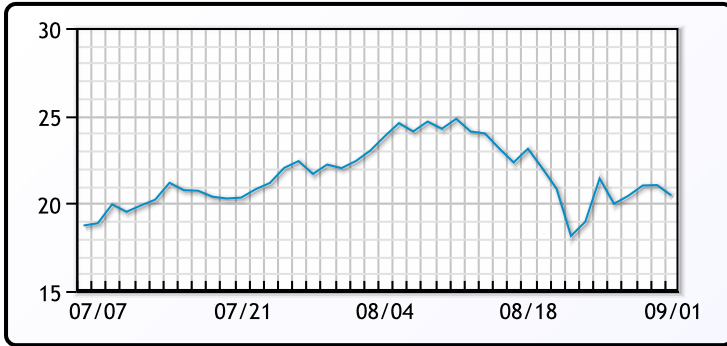


CRUDE			
	Last	Week Ago	Month Ago
ANS	71.79	71.71	76.4
BLS	69.09	68.66	74.45
LLS	70.59	69.16	74.5
Mid	69.04	68.96	73.75
WTI	68.59	68.41	73.95

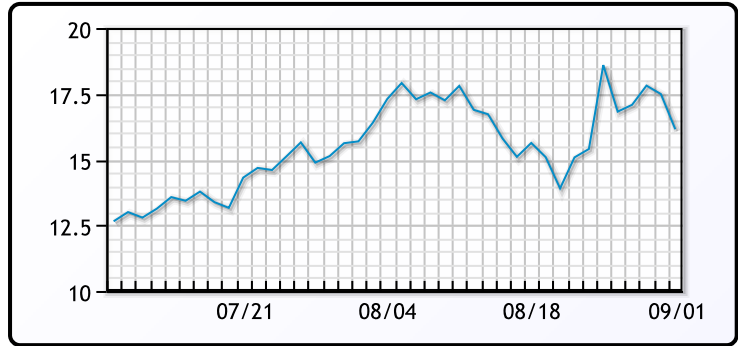
PRODUCTS			
	Last	Week Ago	Month Ago
Gulf RBOB	213.84	217.75	231.97
Gulf ULSD	208.79	206.94	213.81
NYH RBOB	227.34	234.08	236.47
NYH ULSD	213.09	211.82	219.94
USGC 3%	64.38	62.63	63.63



**3-2-1 Crack**



**Gulf 3-2-1 Crack**



**NGLs**

**MB**

	Last	Week Ago	Month Ago
Butane	136.125	128.5	129.5
IsoButane	136.375	129.5	131.5
Natural Gasoline	159.5	161.25	167.25
Propane	116.5	111	113

**MB NON**

	Last	Week Ago	Month Ago
Butane	137.125	129.5	131.5
IsoButane	136.375	129.5	131.5
Natural Gasoline	160.25	160.5	165.5
Propane	117.88	110.75	112.75

**CONWAY**

	Last	Week Ago	Month Ago
Butane	133.75	128.25	129
IsoButane	141.75	140	143
Natural Gasoline	159	160	167
Propane	116.75	113.25	112.5

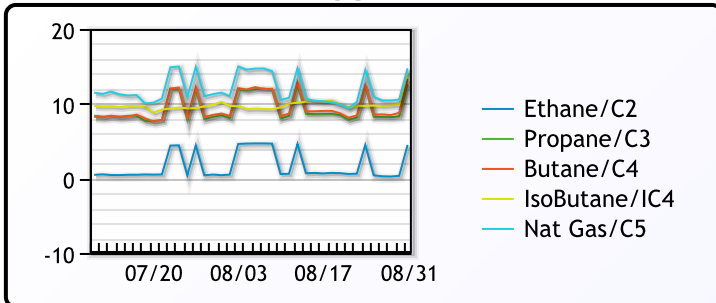
**EDMONTON**

	Last	Week Ago	Month Ago
Propane	102.5	98.5	92.5

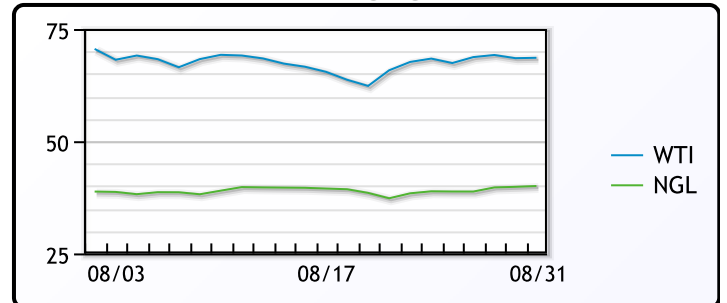
**SARNIA**

	Last	Week Ago	Month Ago
Propane	129	127.25	119

**FRAC SPREAD**



**WTI vs NGL**



**FX**

	Last	Change
CAD	1.2621	0.0001
DXY	92.44901	-0.177
Gold	1813.92	0.02

**RATES**

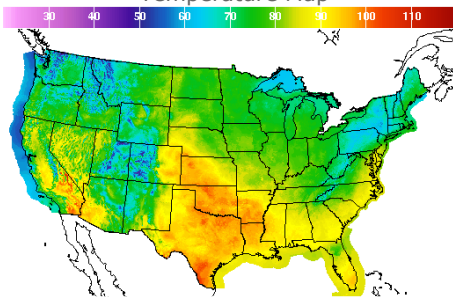
	Last	Change
US 2yr	0.2094	0.0001
US 10yr	1.2936	-0.0152
CAN 10yr	1.181	-0.035

**EQUITIES**

	Last	Change
Nasdaq	15309.38	50.14
TSX	1238.11	6.779
S&P 500	4524.09	1.41

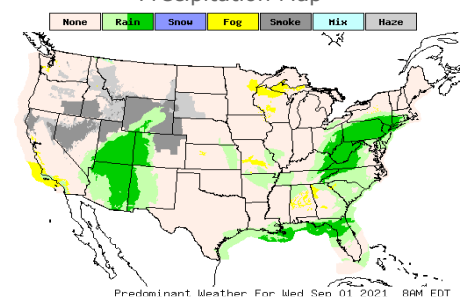
**Weather Data**

**Temperature Map**



City	HIGH °F	LOW °F
Calgary	58	40
Conway	79	58
Cushing	98	74
Denver	88	70
Houston	93	79
Mont Belvieu	91	79
Sarnia	73	62
Williston	85	67

**Precipitation Map**



This report has been prepared by PFL Petroleum Limited personnel for your information only and the views expressed are intended to provide market commentary and are not recommendations. This report is not an offer to sell or a solicitation of any offer to buy any security. The information contained herein has been compiled by PFL from sources believed to be reliable, but no representation or warranty, express or implied, is made by PFL Petroleum Limited, its affiliates or any other person as to its accuracy, completeness or correctness. Copyright 2017 PFL Petroleum Limited. All Rights Reserved