



MARKET DAILY

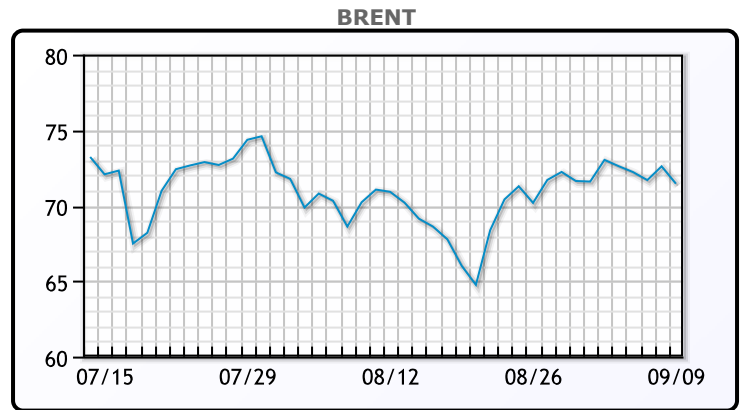
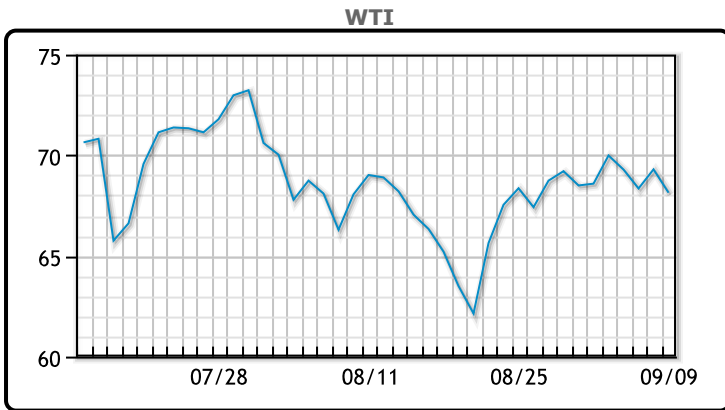
<https://www.pflpetroleum.com>
 1865 Veterans Park Dr. Suite 303
 Naples, Florida 34109
 Phone: 239-390-2885
 Fax: 239-949-0611
 Sep 10, 2021 5:52 PM

Major Energy Futures		
	Settle	Change
Brent	71.45	-1.15
Gas Oil	605.5	3
Natural Gas	5.031	0.117
RBOB	209.97	-3.24
ULSD	211.37	-2.27
WTI	68.14	-1.16

Market Commentary

Oil prices rallied today after a call between President Biden and Xi of China raised hopes of warmer relations and lifted prices across many asset classes. The supply side was driving the market today, as 1.4MM/bpd of Gulf Coast production is still offline according to the BSEE. Some traders are even chasing Russian barrels to make up the difference. "The market is back to focusing on the tighter supply situation globally, and that is giving it a boost," said Phil Flynn, senior analyst at Price Futures group in Chicago. While China is releasing oil from its strategic petroleum reserve, the amount is more than offset by reduced production in the Gulf of Mexico, Flynn added. Both contracts posted small gains for the week. WTI traded up \$1.58 or 2.32% to close at \$69.72. Brent traded up \$1.42 or 1.98% to close at \$72.87.

Crude & Product Markets

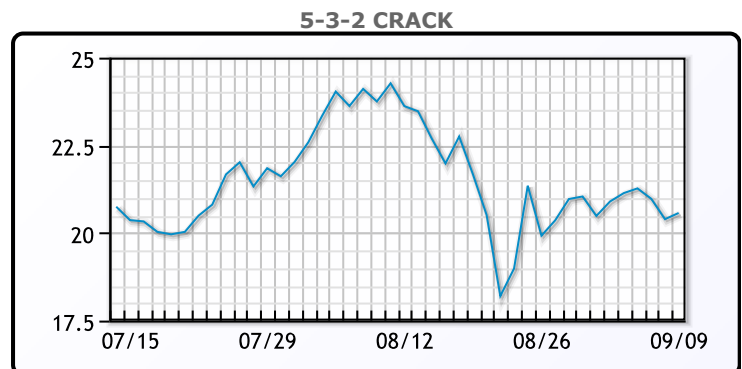
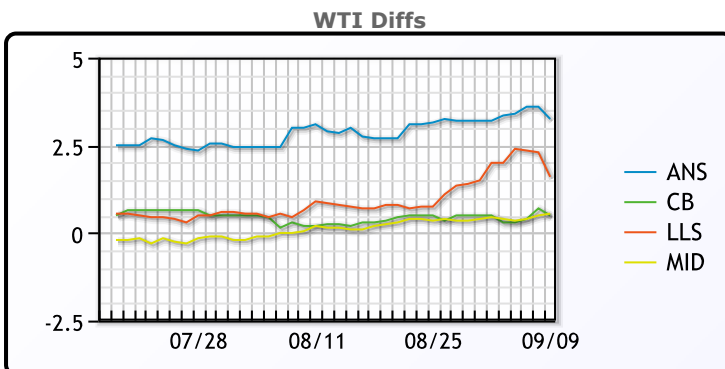


CRUDE

	Last	Week Ago	Month Ago
ANS	71.39	73.34	69.58
BLS	68.64	70.29	66.68
LLS	69.74	71.99	67.38
Mid	68.69	70.39	66.68
WTI	68.14	69.99	66.48

PRODUCTS

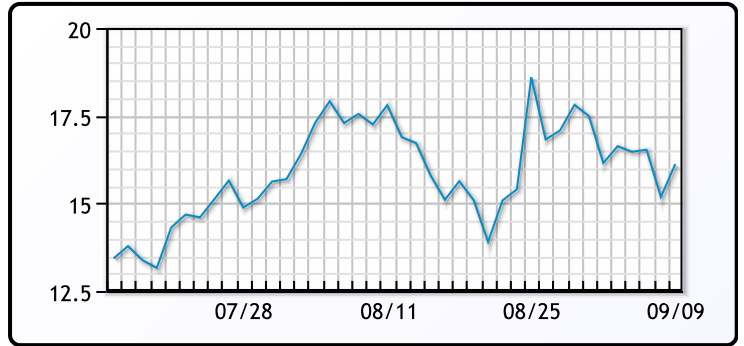
	Last	Week Ago	Month Ago
Gulf RBOB	208.72	219.6	222.53
Gulf ULSD	206.87	213.02	198.21
NYH RBOB	220.22	230.85	227.73
NYH ULSD	211.37	217.1	203.91
USGC 3%	61.13	65.38	58.63



3-2-1 Crack



Gulf 3-2-1 Crack



NGLs

MB

	Last	Week Ago	Month Ago
Butane	140.25	146	125.625
IsoButane	138.25	139	126.625
Natural Gasoline	160.5	161.75	156
Propane	120.625	118.5	108.25

CONWAY

	Last	Week Ago	Month Ago
Butane	137.5	142.5	126.5
IsoButane	140.25	143	141
Natural Gasoline	159.25	162.25	154.5
Propane	120.5	118.75	109.25

MB NON

	Last	Week Ago	Month Ago
Butane	141.25	147	126.625
IsoButane	138.25	139	126.625
Natural Gasoline	161.5	162.25	155.75
Propane	120.63	118.25	107.38

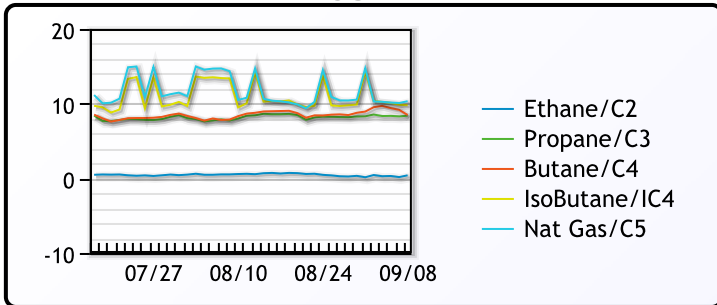
EDMONTON

	Last	Week Ago	Month Ago
Propane	105	104.63	92.75

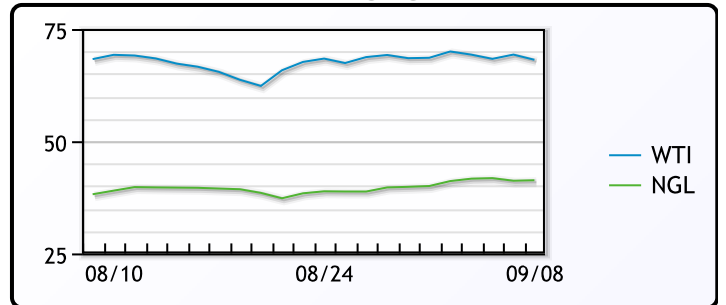
SARNIA

	Last	Week Ago	Month Ago
Propane	133	129	122

FRAC SPREAD



WTI vs NGL



FX

	Last	Change
CAD	1.2663	-0.0001
DXY	92.479	-0.17401
Gold	1795.34	0.76

RATES

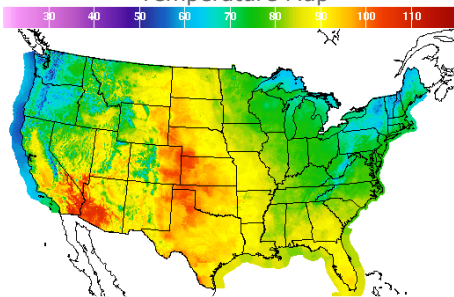
	Last	Change
US 2yr	0.2124	-0.0038
US 10yr	1.2971	-0.0405
CAN 10yr	1.173	-0.033

EQUITIES

	Last	Change
Nasdaq	15248.25	-38.39
TSX	1239.63	-2.961
S&P 500	4493.28	-20.79

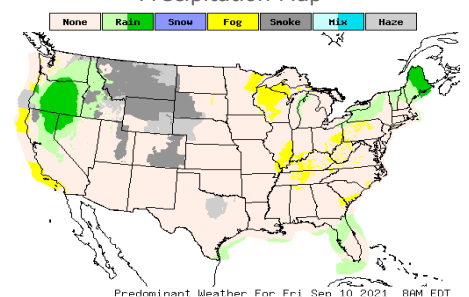
Weather Data

Temperature Map



City	HIGH °F	LOW °F
Calgary	68	46
Conway	85	55
Cushing	94	67
Denver	96	71
Houston	90	75
Mont Belvieu	88	69
Sarnia	72	52
Williston	91	64

Precipitation Map



This report has been prepared by PFL Petroleum Limited personnel for your information only and the views expressed are intended to provide market commentary and are not recommendations. This report is not an offer to sell or a solicitation of any offer to buy any security. The information contained herein has been compiled by PFL from sources believed to be reliable, but no representation or warranty, express or implied, is made by PFL Petroleum Limited, its affiliates or any other person as to its accuracy, completeness or correctness. Copyright 2017 PFL Petroleum Limited. All Rights Reserved