



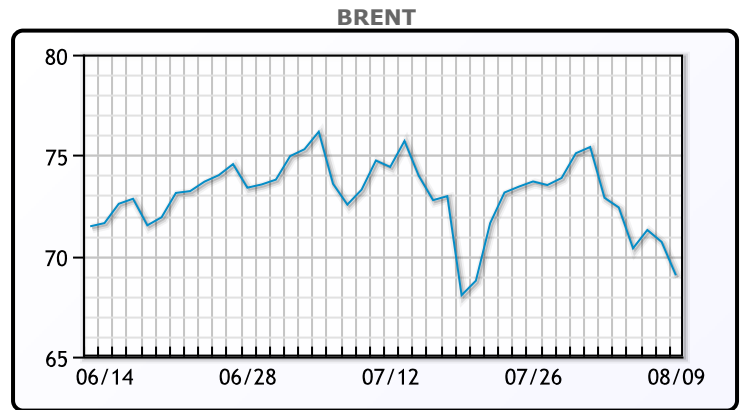
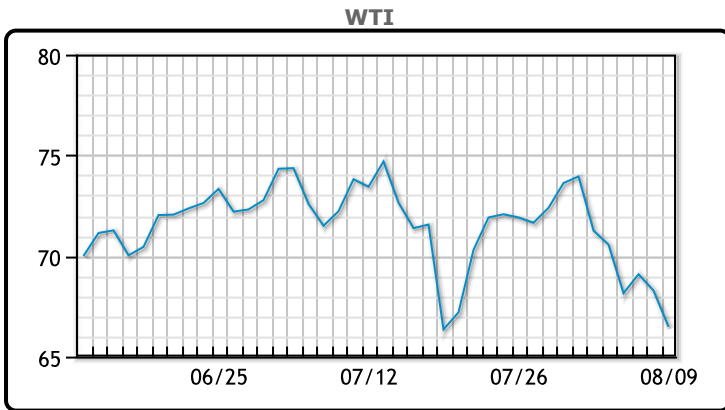
MARKET DAILY

<https://www.pflpetroleum.com>
 1865 Veterans Park Dr. Suite 303
 Naples, Florida 34109
 Phone: 239-390-2885
 Fax: 239-949-0611
 Aug 9, 2021 6:12 PM

Major Energy Futures		
	Settle	Change
Brent	69.04	-1.41
Gas Oil	562	-4.75
Natural Gas	4.06	0
RBOB	223.48	-3.71
ULSD	204.21	-2.15
WTI	66.48	-1.8

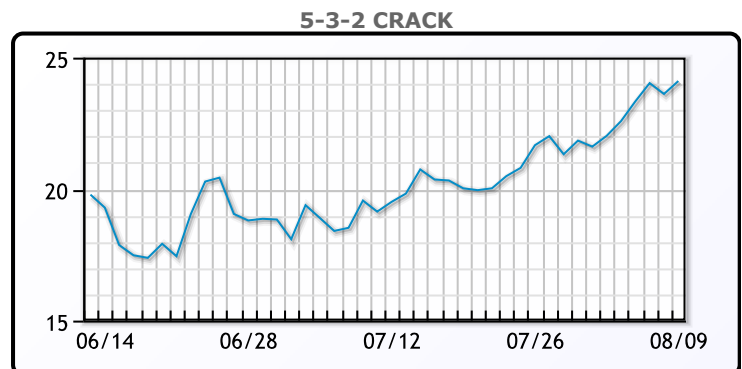
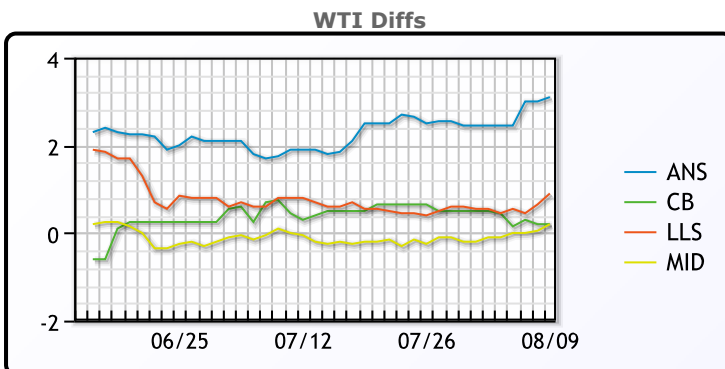
Market Commentary
 Oil continued to come off today, falling to 3 week lows extending last week's steep losses. A rising dollar and Covid-19 demand concerns are hurting prices here and abroad. "Crude prices are declining as a slowdown in Asia disrupts the demand outlook," said Edward Moya, senior market analyst at OANDA, noting "a stronger dollar theme is (also) starting to emerge given the recovery story in the United States and that might be a short-term drag for crude prices." Goldman, JPM and MS all cut their China growth forecasts on rising Covid cases in the PRC and slowing export growth. Chinas crude imports were down sharply from June 2020 records and fell again in July. The USD is near three-week highs after Fridays stronger than expected US jobs report. WTI traded down \$1.80 or -2.63% to close at \$66.48. Brent traded down \$1.41 or -1.99% to close at \$69.29.

Crude & Product Markets

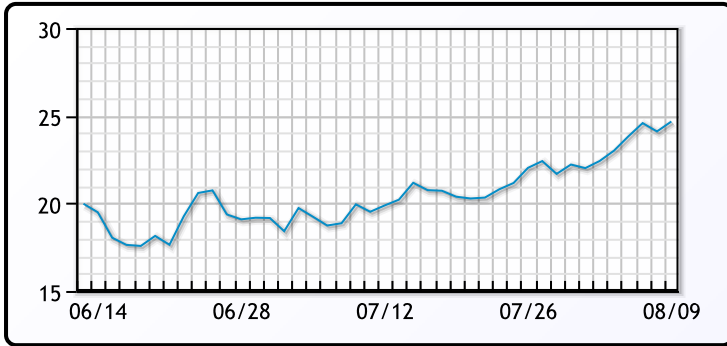


CRUDE			
	Last	Week Ago	Month Ago
ANS	69.58	73.71	76.46
BLS	66.68	71.76	74.96
LLS	67.38	71.81	75.26
Mid	66.68	71.16	74.36
WTI	66.48	71.26	74.56

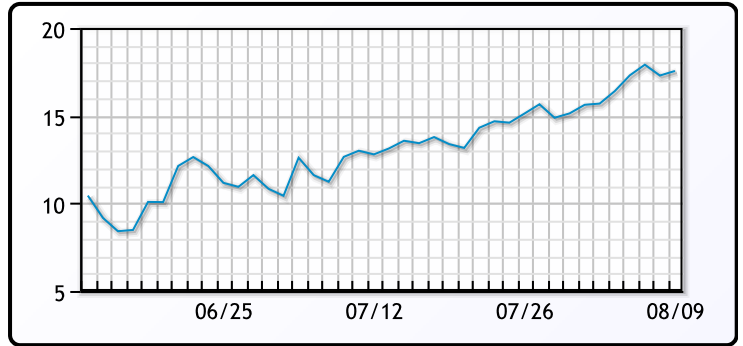
PRODUCTS			
	Last	Week Ago	Month Ago
Gulf RBOB	222.53	225.97	225.57
Gulf ULSD	198.21	207.91	209.62
NYH RBOB	227.73	230.47	228.85
NYH ULSD	203.91	213.38	215.4
USGC 3%	58.63	61.63	62.13



3-2-1 Crack



Gulf 3-2-1 Crack



NGLs

MB

	Last	Week Ago	Month Ago
Butane	123.5	126.75	123
IsoButane	126.5	129.25	126.88
Natural Gasoline	156	162.75	165.13
Propane	108.38	109.75	110.63

CONWAY

	Last	Week Ago	Month Ago
Butane	126	125	120.25
IsoButane	138.5	145	135.63
Natural Gasoline	154.5	161	166
Propane	109.25	108.5	108

MB NON

	Last	Week Ago	Month Ago
Butane	126.5	128.75	125
IsoButane	126.5	129.5	126.88
Natural Gasoline	155	161.5	164.38
Propane	107.38	109	110.5

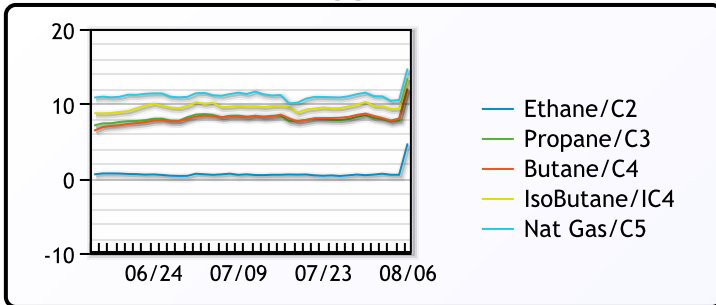
EDMONTON

	Last	Week Ago	Month Ago
Propane	92.75	89	89.5

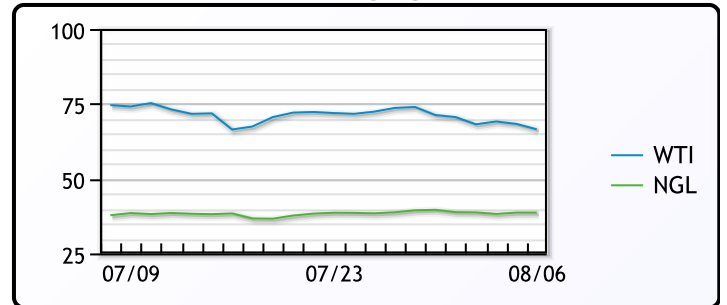
SARNIA

	Last	Week Ago	Month Ago
Propane	122	119	124.5

FRAC SPREAD



WTI vs NGL



FX

	Last	Change
CAD	1.2576	-0.0001
DXY	92.974	0.174
Gold	1729.87	-0.07

RATES

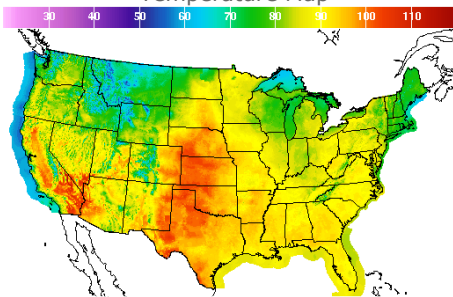
	Last	Change
US 2yr	0.2203	0.012
US 10yr	1.3237	0.0268
CAN 10yr	1.254	0.011

EQUITIES

	Last	Change
Nasdaq	14860.18	24.42
TSX	1230.1	-1.4
S&P 500	4432.35	-4.17

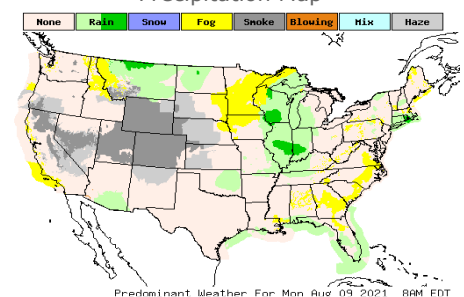
Weather Data

Temperature Map



City	HIGH °F	LOW °F
Calgary	79	47
Conway	86	64
Cushing	95	74
Denver	94	71
Houston	94	79
Mont Belvieu	91	79
Sarnia	83	70
Williston	76	61

Precipitation Map



This report has been prepared by PFL Petroleum Limited personnel for your information only and the views expressed are intended to provide market commentary and are not recommendations. This report is not an offer to sell or a solicitation of any offer to buy any security. The information contained herein has been compiled by PFL from sources believed to be reliable, but no representation or warranty, express or implied, is made by PFL Petroleum Limited, its affiliates or any other person as to its accuracy, completeness or correctness. Copyright 2017 PFL Petroleum Limited. All Rights Reserved