



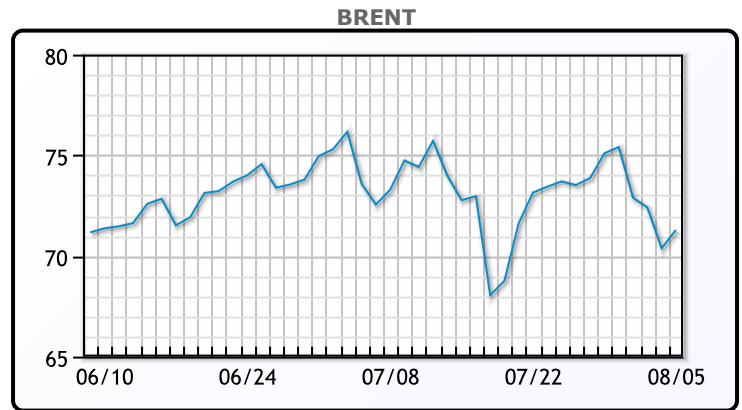
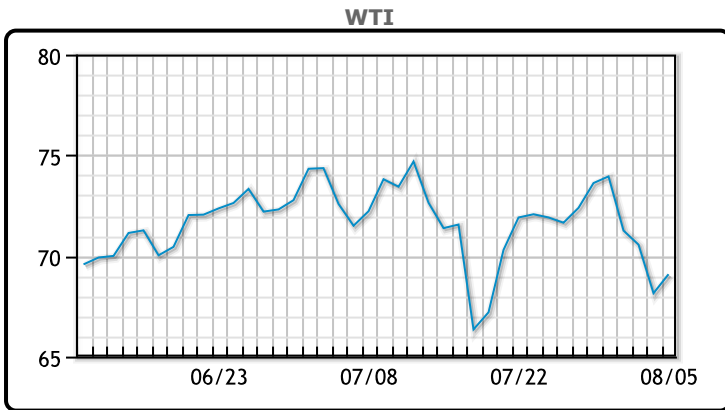
# MARKET DAILY

<https://www.pflpetroleum.com>  
 1865 Veterans Park Dr. Suite 303  
 Naples, Florida 34109  
 Phone: 239-390-2885  
 Fax: 239-949-0611  
 Aug 5, 2021 7:52 PM

Major Energy Futures		
	Settle	Change
Brent	71.29	0.91
Gas Oil	585	-10.25
Natural Gas	4.14	-0.018
RBOB	229.4	4.4
ULSD	210.6	3.19
WTI	69.09	0.94

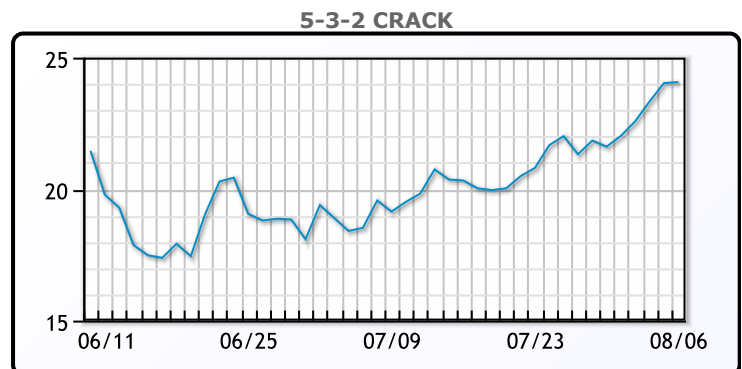
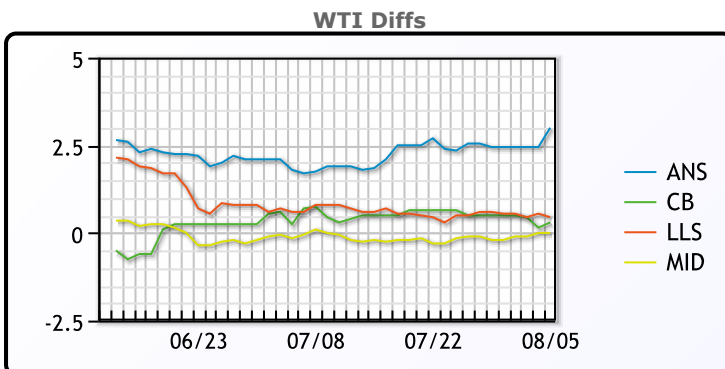
**Market Commentary**  
 Oil prices rebounded today on increased geopolitical tensions in the Middle East. "Yesterday it was really all about concerns about the Delta variant, and then today there were worries that maybe we overdid it," said Phil Flynn, senior analyst at Price Futures Group in Chicago. "We saw an increase in geopolitical risk as well." Tensions are rising after Iranian attacks on two separate vessels, including a drone strike on an Israeli managed tanker off the coast of Oman last week. Asked on YNet news if Israel was prepared to strike Iran, the Israeli Defense Minister told them "yes." The latest tensions make it less likely that Iran will get any sanctions relief from the US as nuclear talks have stalled. WTI rose \$.94 or 1.4% to settle at \$69.09. Brent rose \$.91 cents or 1.3% to settle at \$71.29.

## Crude & Product Markets

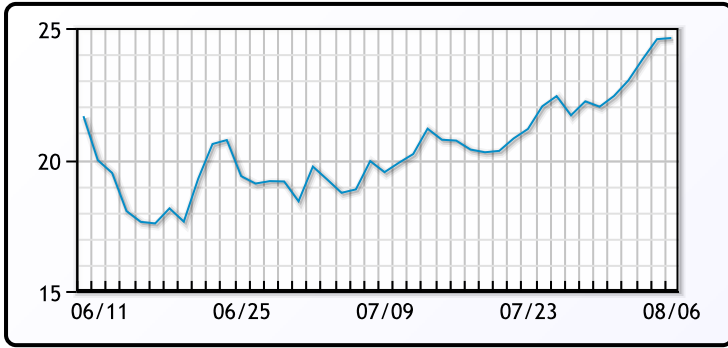


CRUDE			
	Last	Week Ago	Month Ago
ANS	72.09	76.07	76.86
BLS	69.39	74.12	75.86
LLS	69.54	74.22	75.76
Mid	69.09	73.42	75.11
WTI	69.09	73.62	75.16

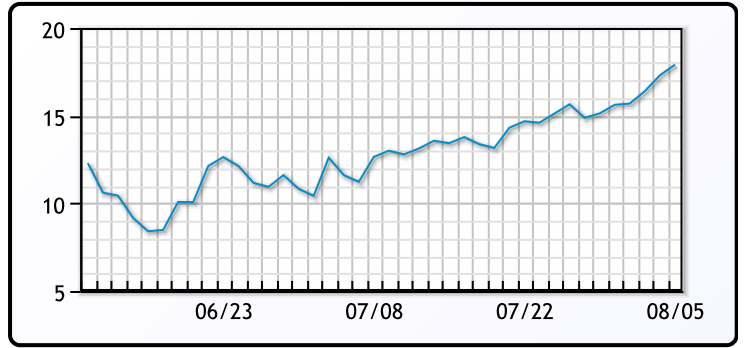
PRODUCTS			
	Last	Week Ago	Month Ago
Gulf RBOB	229.03	230.88	225.48
Gulf ULSD	204.55	213.51	212.21
NYH RBOB	232.43	234.89	229.23
NYH ULSD	210.35	218.94	217.79
USGC 3%	60.13	63.63	63.88



**3-2-1 Crack**



**Gulf 3-2-1 Crack**



**NGLs**

**MB**

	Last	Week Ago	Month Ago
Butane	125.63	128.5	123.75
IsoButane	128	131	128.75
Natural Gasoline	159.75	166	164
Propane	109	111.75	111.75

**CONWAY**

	Last	Week Ago	Month Ago
Butane	127.38	128	123
IsoButane	141.5	143	133
Natural Gasoline	159	166	165
Propane	110	111.75	110.75

**MB NON**

	Last	Week Ago	Month Ago
Butane	127.63	130.5	126.63
IsoButane	128	131	128.75
Natural Gasoline	158.75	164.75	164
Propane	108.25	111	111.38

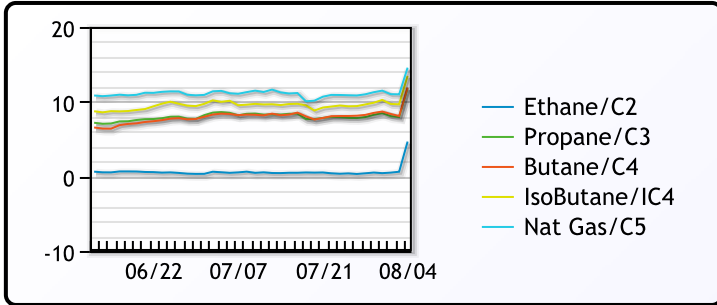
**EDMONTON**

	Last	Week Ago	Month Ago
Propane	89.5	91.75	92.25

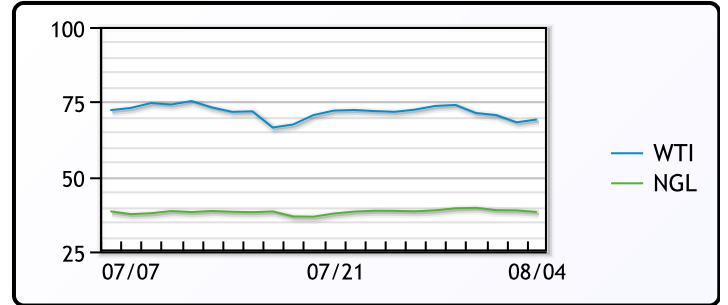
**SARNIA**

	Last	Week Ago	Month Ago
Propane	122	119	121.75

**FRAC SPREAD**



**WTI vs NGL**



**FX**

	Last	Change
CAD	1.2499	-0.0007
DXY	92.244	-0.026
Gold	1803.72	-0.69

**RATES**

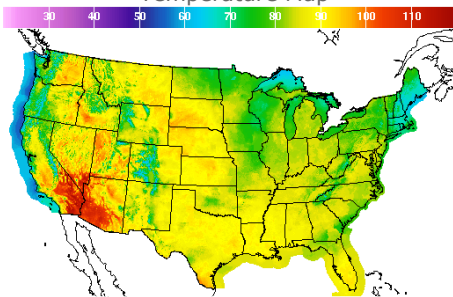
	Last	Change
US 2yr	0.198	0.0178
US 10yr	1.2235	0.0415
CAN 10yr	1.171	0.039

**EQUITIES**

	Last	Change
Nasdaq	14895.12	114.59
TSX	1223.68	2.383
S&P 500	4429.1	26.44

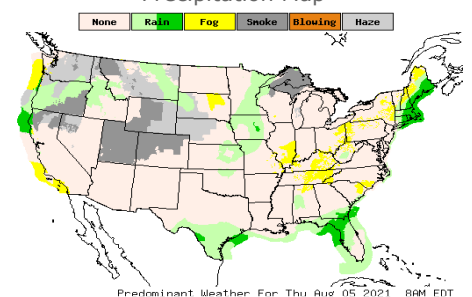
**Weather Data**

**Temperature Map**



City	HIGH °F	LOW °F
Calgary	88	54
Conway	77	61
Cushing	85	68
Denver	90	67
Houston	85	75
Mont Belvieu	85	71
Sarnia	80	61
Williston	85	60

**Precipitation Map**



This report has been prepared by PFL Petroleum Limited personnel for your information only and the views expressed are intended to provide market commentary and are not recommendations. This report is not an offer to sell or a solicitation of any offer to buy any security. The information contained herein has been compiled by PFL from sources believed to be reliable, but no representation or warranty, express or implied, is made by PFL Petroleum Limited, its affiliates or any other person as to its accuracy, completeness or correctness. Copyright 2017 PFL Petroleum Limited. All Rights Reserved