



MARKET DAILY

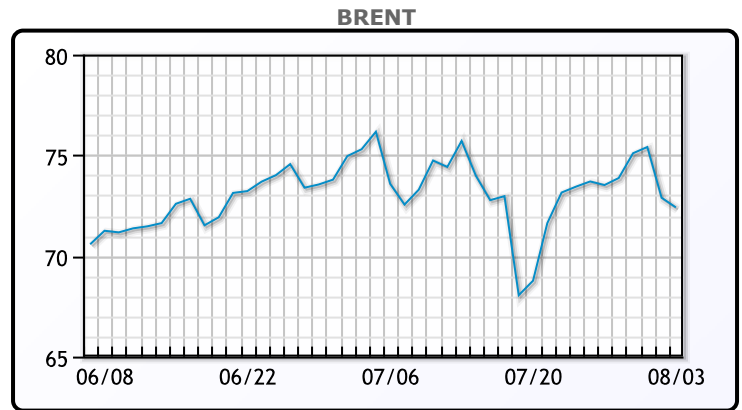
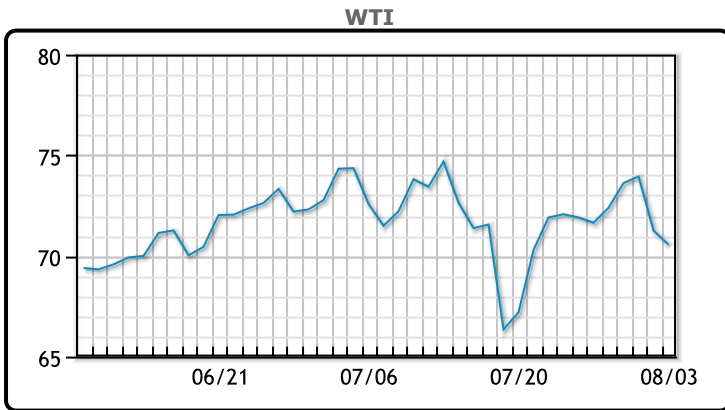
<https://www.pflpetroleum.com>
 1865 Veterans Park Dr. Suite 303
 Naples, Florida 34109
 Phone: 239-390-2885
 Fax: 239-949-0611
 Aug 3, 2021 7:57 PM

Major Energy Futures		
	Settle	Change
Brent	72.41	-0.48
Gas Oil	591.75	-17
Natural Gas	4.027	0.092
RBOB	227.08	-0.39
ULSD	212.64	-0.94
WTI	70.56	-0.7

Market Commentary

Oil continued to trade down today on concerns over the Delta variant. China is having its worst surge since the first days of the pandemic and has responded in part by banning certain travel. "The news flow out of China has been bearish since the weekend," said John Kilduff, a partner at Again Capital Management in New York. "There continues to be angst about the COVID-19 situation, which weighs on the petroleum complex the most." The market is expecting another draw in crude stocks tomorrow which has helped kept a floor on prices. WTI traded down \$.70 or 0.98% to close at \$70.56. Brent traded down \$.48 cents or 0.66% to close at \$72.41.

Crude & Product Markets

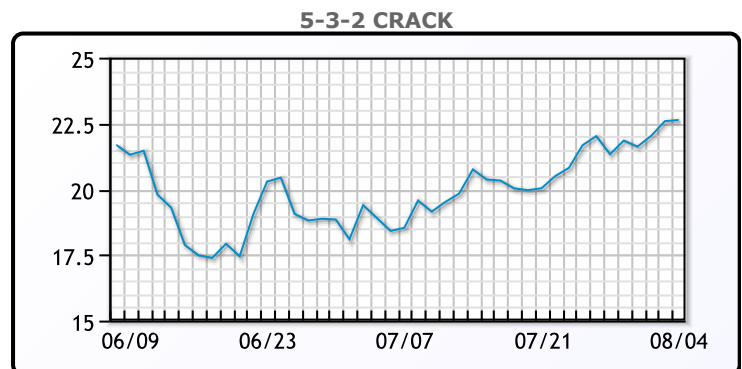
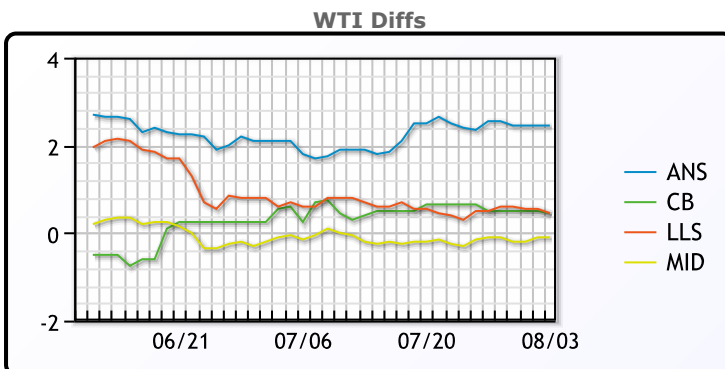


CRUDE

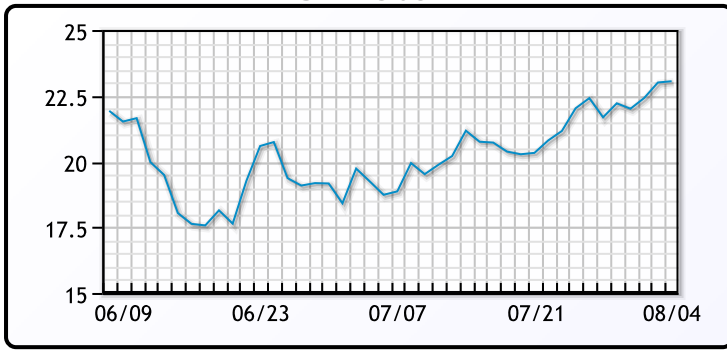
	Last	Week Ago	Month Ago
ANS	73.01	74.2	76.86
BLS	71.01	72.15	75.86
LLS	71.01	72.15	75.76
Mid	70.46	71.55	75.11
WTI	70.56	71.65	75.16

PRODUCTS

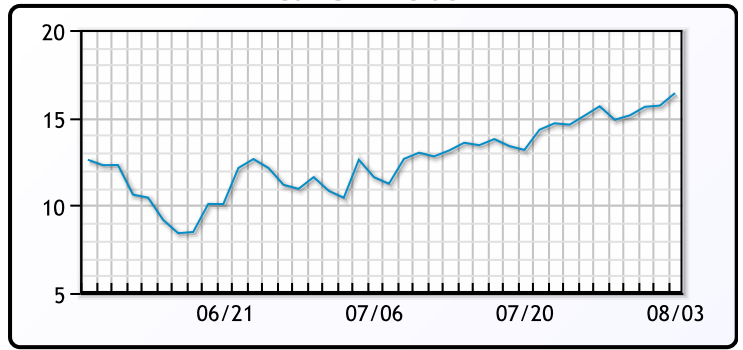
	Last	Week Ago	Month Ago
Gulf RBOB	225.71	225.63	225.48
Gulf ULSD	206.79	208.86	212.21
NYH RBOB	230.08	231.11	229.23
NYH ULSD	212.32	214.24	217.79
USGC 3%	59.88	61.63	63.88



3-2-1 Crack



Gulf 3-2-1 Crack



NGLs

MB

	Last	Week Ago	Month Ago
Butane	124.13	125.5	123.75
IsoButane	129	127.63	128.75
Natural Gasoline	162.75	162.13	164
Propane	109	108.5	111.75

CONWAY

	Last	Week Ago	Month Ago
Butane	126.5	125.25	123
IsoButane	140	137.5	133
Natural Gasoline	160	162.25	165
Propane	108.5	108.25	110.75

MB NON

	Last	Week Ago	Month Ago
Butane	128.38	127.5	126.63
IsoButane	129	127.63	128.75
Natural Gasoline	161.5	161.13	164
Propane	108.5	108	111.38

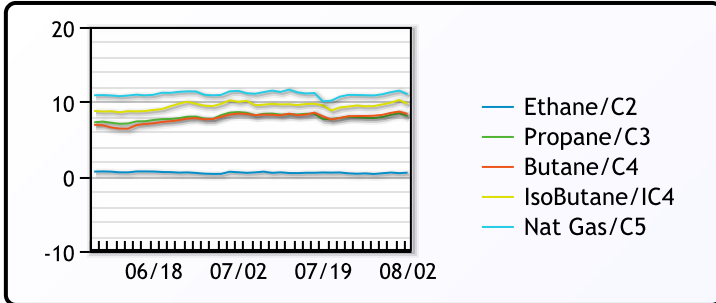
EDMONTON

	Last	Week Ago	Month Ago
Propane	88.75	88.25	92.25

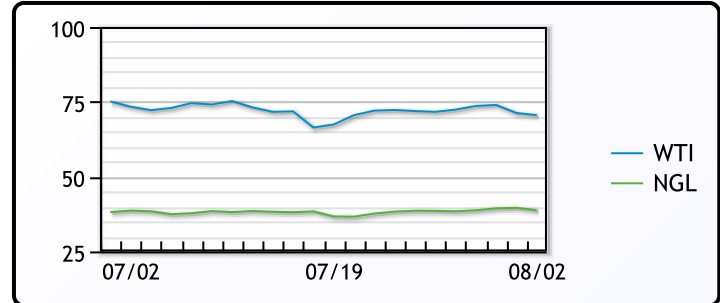
SARNIA

	Last	Week Ago	Month Ago
Propane	119	119	121.75

FRAC SPREAD



WTI vs NGL



FX

	Last	Change
CAD	1.2534	-0.0005
DXY	92.081	0.033
Gold	1811.12	0.68

RATES

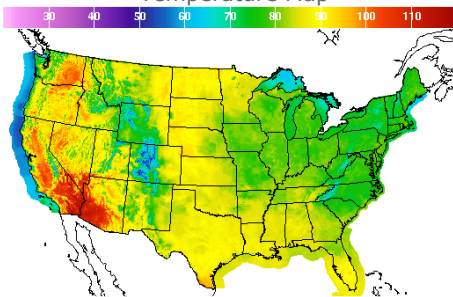
	Last	Change
US 2yr	0.1703	-0.0019
US 10yr	1.1722	-0.0051
CAN 10yr	1.117	-0.086

EQUITIES

	Last	Change
Nasdaq	14761.29	80.22
TSX	1222.7	6.192
S&P 500	4423.15	35.99

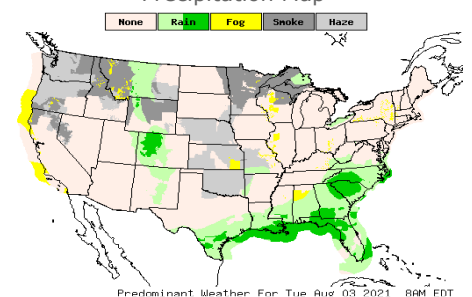
Weather Data

Temperature Map



City	HIGH °F	LOW °F
Calgary	87	60
Conway	94	65
Cushing	84	64
Denver	82	64
Houston	89	77
Mont Belvieu	86	75
Sarnia	75	57
Williston	92	67

Precipitation Map



This report has been prepared by PFL Petroleum Limited personnel for your information only and the views expressed are intended to provide market commentary and are not recommendations. This report is not an offer to sell or a solicitation of any offer to buy any security. The information contained herein has been compiled by PFL from sources believed to be reliable, but no representation or warranty, express or implied, is made by PFL Petroleum Limited, its affiliates or any other person as to its accuracy, completeness or correctness. Copyright 2017 PFL Petroleum Limited. All Rights Reserved