



MARKET DAILY

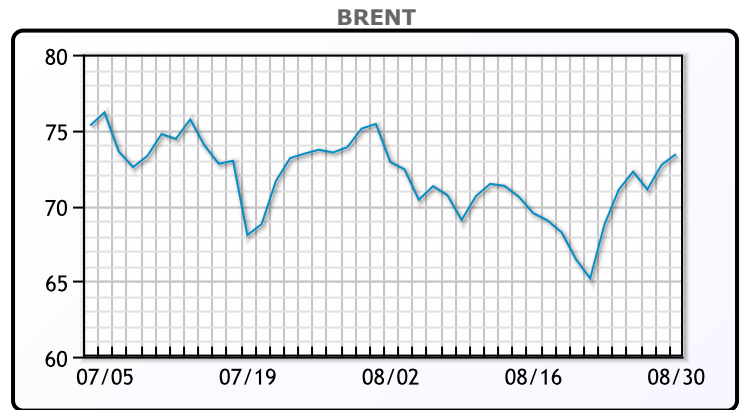
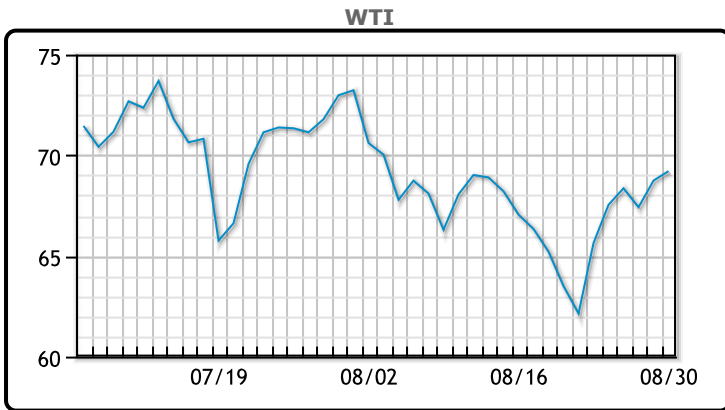
<https://www.pflpetroleum.com>
 1865 Veterans Park Dr. Suite 303
 Naples, Florida 34109
 Phone: 239-390-2885
 Fax: 239-949-0611
 Aug 30, 2021 5:58 PM

Major Energy Futures		
	Settle	Change
Brent	73.41	0.58
Gas Oil	603.25	9.75
Natural Gas	4.305	0.177
RBOB	231.27	1.88
ULSD	214.03	2.6
WTI	69.21	0.47

Market Commentary

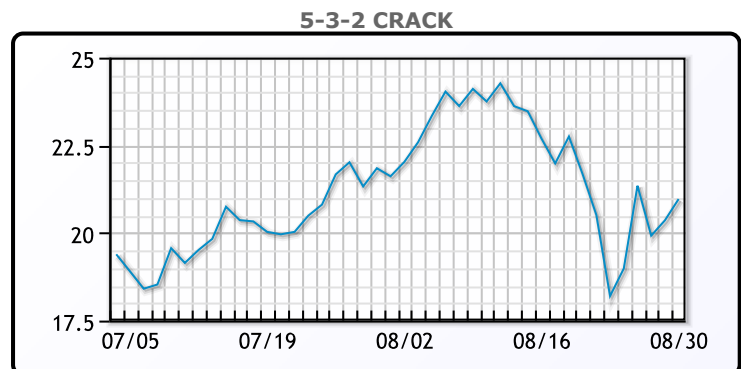
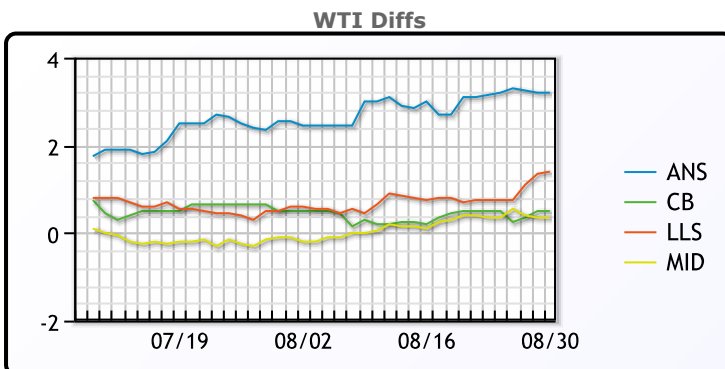
Oil prices were up today, as energy companies are assessing infrastructure damage from yesterday's storm. It will be hard to say how long some of the LA refineries will be shut down (roughly 8% of total US refining capacity is currently down) with flooding and lack of power. "It's still early days," said Vivek Dhar, analyst at Commonwealth Bank of Australia. "Oil products, like gasoline and diesel, are likely to see prices rise more acutely from refinery outages especially if there are difficulties in bringing refineries and pipelines back online." OPEC+ is meeting Wednesday to discuss a scheduled 400K/bpd increase, which delegates say is expecting to go ahead as discussed. However, Kuwait did say on Sunday that this could be reconsidered. WTI traded up \$.47 or .68% to close at \$69.21. Brent traded up \$.58 or .79% to close at \$73.28.

Crude & Product Markets

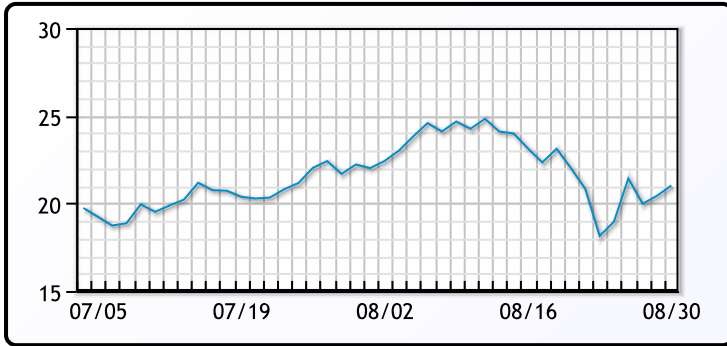


CRUDE			
	Last	Week Ago	Month Ago
ANS	72.41	68.96	76.4
BLS	69.71	66.31	74.45
LLS	70.61	66.56	74.5
Mid	69.56	66.16	73.75
WTI	69.21	65.81	73.95

PRODUCTS			
	Last	Week Ago	Month Ago
Gulf RBOB	218.88	204.82	231.97
Gulf ULSD	209.58	195.16	213.81
NYH RBOB	233.27	217.57	236.47
NYH ULSD	214.28	200.49	219.94
USGC 3%	65.13	59.63	63.63



3-2-1 Crack



Gulf 3-2-1 Crack



NGLs

MB

	Last	Week Ago	Month Ago
Butane	133.88	127.13	129.5
IsoButane	133.5	129	133.75
Natural Gasoline	160.75	153.75	167.25
Propane	114.38	110.25	113

CONWAY

	Last	Week Ago	Month Ago
Butane	130	128.25	128.5
IsoButane	143	142	145
Natural Gasoline	159.63	152.5	168
Propane	114.5	112.88	112.5

MB NON

	Last	Week Ago	Month Ago
Butane	134.13	129	131.5
IsoButane	133.5	129	133.75
Natural Gasoline	161.25	153.75	166
Propane	113.88	110	112.75

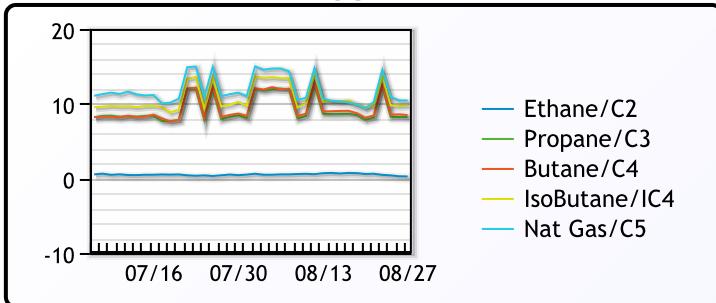
EDMONTON

	Last	Week Ago	Month Ago
Propane	99.5	98.38	92.5

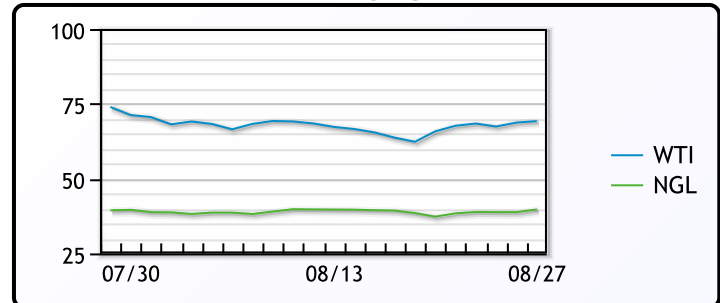
SARNIA

	Last	Week Ago	Month Ago
Propane	129	127.25	119

FRAC SPREAD



WTI vs NGL



FX

	Last	Change
CAD	1.2605	-0.0001
DXY	92.693	0.007
Gold	1810.26	-0.08

RATES

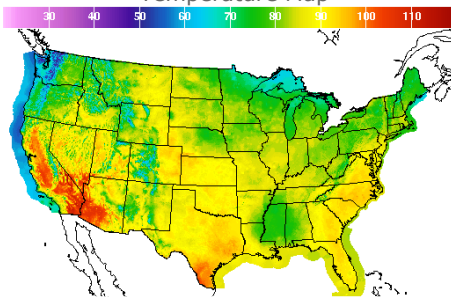
	Last	Change
US 2yr	0.2014	-0.0137
US 10yr	1.2785	-0.0285
CAN 10yr	1.184	-0.02

EQUITIES

	Last	Change
Nasdaq	15265.89	136.39
TSX	1233.55	-3.321
S&P 500	4528.79	19.42

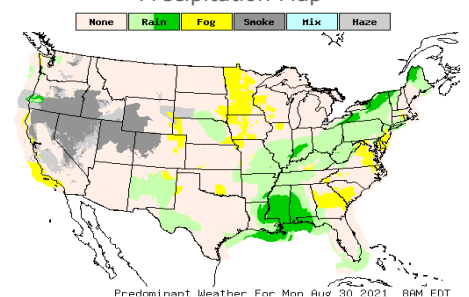
Weather Data

Temperature Map



City	HIGH °F	LOW °F
Calgary	74	48
Conway	76	54
Cushing	90	71
Denver	91	66
Houston	96	80
Mont Belvieu	94	76
Sarnia	81	64
Williston	86	59

Precipitation Map



This report has been prepared by PFL Petroleum Limited personnel for your information only and the views expressed are intended to provide market commentary and are not recommendations. This report is not an offer to sell or a solicitation of any offer to buy any security. The information contained herein has been compiled by PFL from sources believed to be reliable, but no representation or warranty, express or implied, is made by PFL Petroleum Limited, its affiliates or any other person as to its accuracy, completeness or correctness. Copyright 2017 PFL Petroleum Limited. All Rights Reserved