



MARKET DAILY

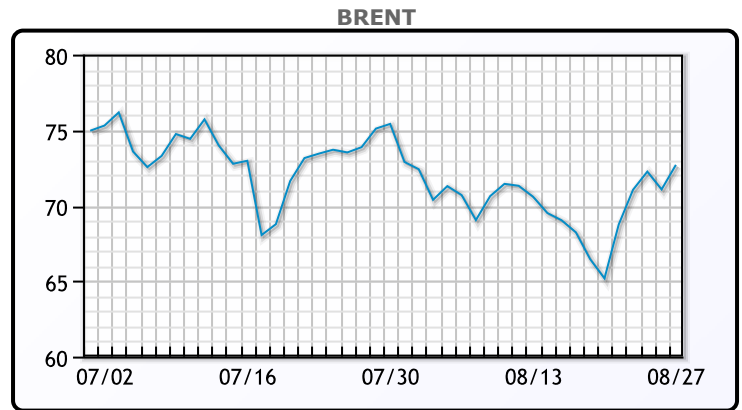
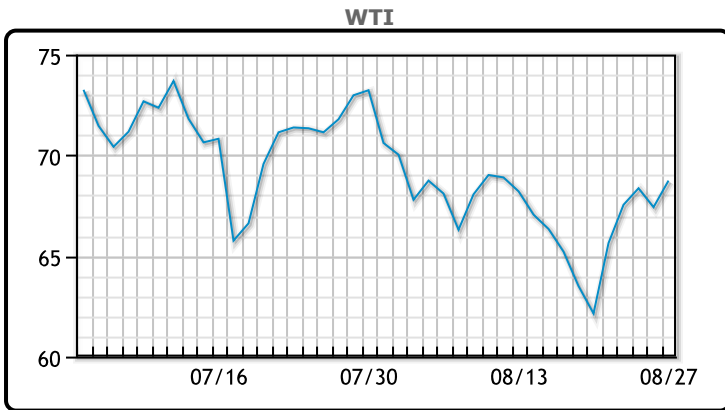
<https://www.pflpetroleum.com>
 1865 Veterans Park Dr. Suite 303
 Naples, Florida 34109
 Phone: 239-390-2885
 Fax: 239-949-0611
 Aug 27, 2021 6:40 PM

Major Energy Futures		
	Settle	Change
Brent	72.7	1.63
Gas Oil	598.5	-0.25
Natural Gas	4.388	0.286
RBOB	227.42	-4.54
ULSD	210.92	-3.5
WTI	68.74	1.32

Market Commentary

Oil prices rose today, with both contracts notching the biggest weekly gains since June 2020. Brent gained over 11% while WTI rose more than 10% for the week. Hurricane Ida is now forecasted to make landfall as a category 4, a major storm. More than 1MM/bpd of offshore gulf production (59%) has already been taken offline. "Energy traders are pushing crude prices higher in anticipation of disruptions in output in the Gulf of Mexico and on growing expectations OPEC+ might resist raising output given the recent Delta variant impact over crude demand," Edward Moya, senior market analyst at OANDA, said. Oil prices also found support from a weakening dollar, a result of Fed Chair Powells comments today at Jackson Hole. WTI traded up \$1.32 or 1.96% to close at \$68.74. Brent traded up \$1.63 or 2.29% to close at \$72.70.

Crude & Product Markets

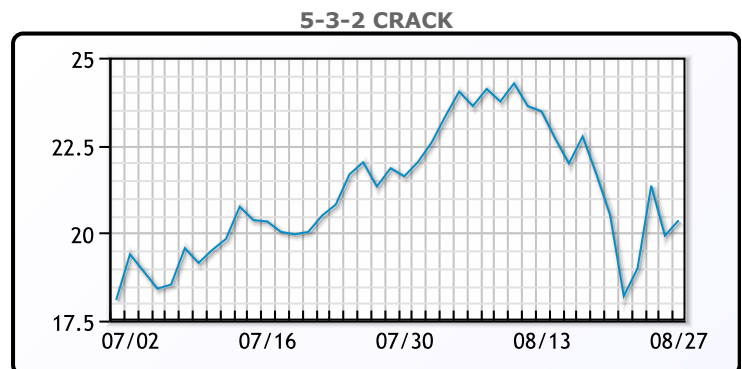
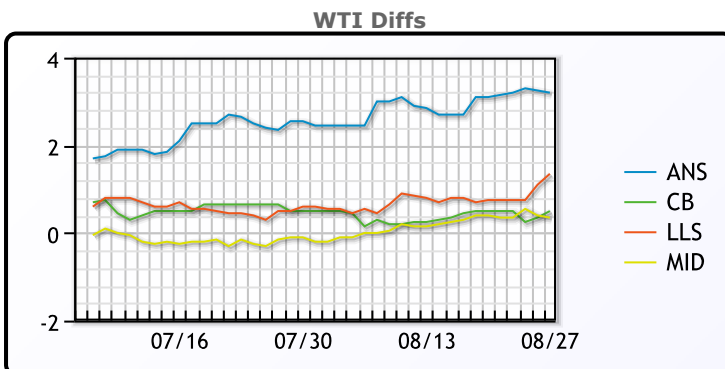


CRUDE

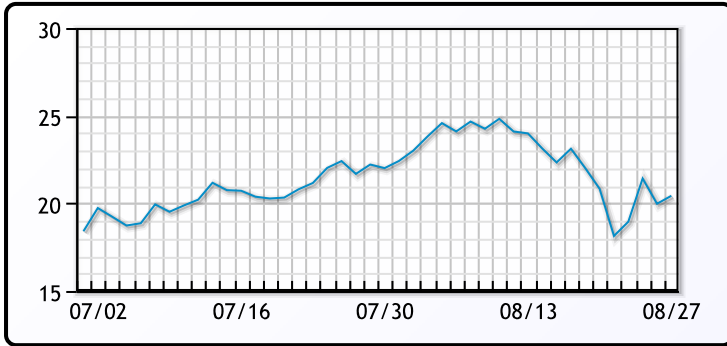
	Last	Week Ago	Month Ago
ANS	71.94	65.42	74.2
BLS	69.24	62.82	72.15
LLS	70.09	63.07	72.15
Mid	69.09	62.72	71.55
WTI	68.74	62.32	71.65

PRODUCTS

	Last	Week Ago	Month Ago
Gulf RBOB	215.46	195.24	225.63
Gulf ULSD	206.15	185.44	208.86
NYH RBOB	227.92	208.74	231.11
NYH ULSD	211.04	190.62	214.24
USGC 3%	64.63	56.63	61.63



3-2-1 Crack



Gulf 3-2-1 Crack



NGLs

MB

	Last	Week Ago	Month Ago
Butane	131.25	126	125.75
IsoButane	132.25	127	128.75
Natural Gasoline	160.38	144.88	162.13
Propane	114.125	107.5	108.5

CONWAY

	Last	Week Ago	Month Ago
Butane	130	127	125.25
IsoButane	141	142	140.5
Natural Gasoline	159.75	146	162.5
Propane	115.25	110.25	108.5

MB NON

	Last	Week Ago	Month Ago
Butane	132.25	127	127.75
IsoButane	132.25	127	128.75
Natural Gasoline	160.25	146	161
Propane	114.13	107.5	108

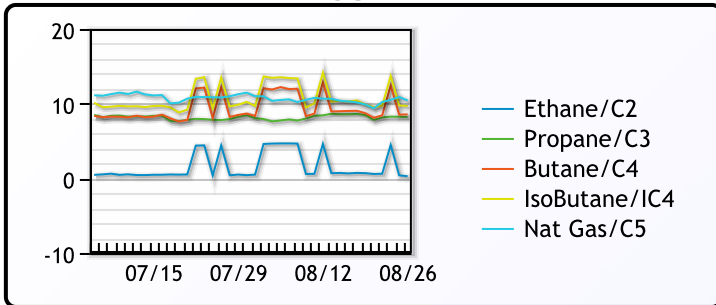
EDMONTON

	Last	Week Ago	Month Ago
Propane	100.25	90.63	88.25

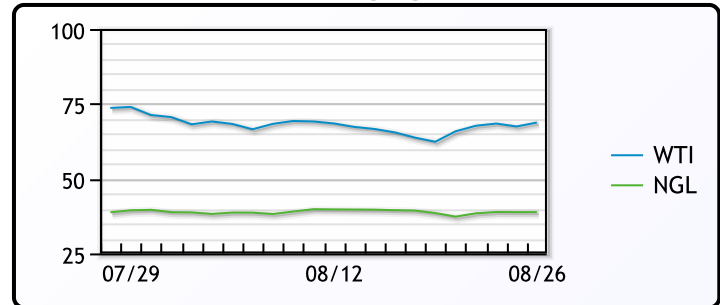
SARNIA

	Last	Week Ago	Month Ago
Propane	127.5	127.25	119

FRAC SPREAD



WTI vs NGL



FX

	Last	Change
CAD	1.262	-0.0067
DXY	92.686	-0.376
Gold	1817.57	25.14

RATES

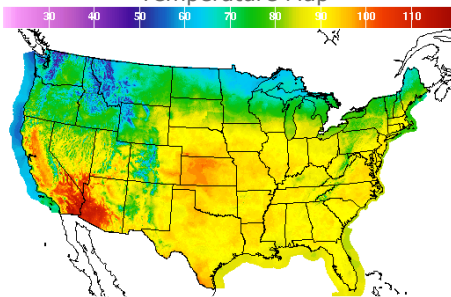
	Last	Change
US 2yr	0.2151	-0.0255
US 10yr	1.307	-0.0421
CAN 10yr	1.204	-0.035

EQUITIES

	Last	Change
Nasdaq	15129.5	183.69
TSX	1236.87	7.237
S&P 500	4509.37	39.37

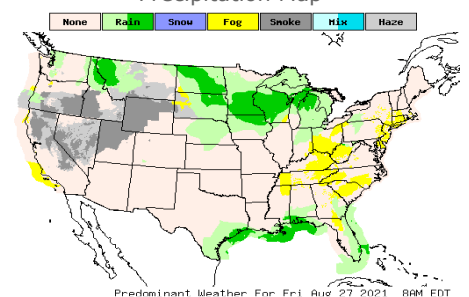
Weather Data

Temperature Map



City	HIGH °F	LOW °F
Calgary	65	50
Conway	61	57
Cushing	95	74
Denver	93	67
Houston	88	76
Mont Belvieu	88	75
Sarnia	84	68
Williston	78	59

Precipitation Map



This report has been prepared by PFL Petroleum Limited personnel for your information only and the views expressed are intended to provide market commentary and are not recommendations. This report is not an offer to sell or a solicitation of any offer to buy any security. The information contained herein has been compiled by PFL from sources believed to be reliable, but no representation or warranty, express or implied, is made by PFL Petroleum Limited, its affiliates or any other person as to its accuracy, completeness or correctness. Copyright 2017 PFL Petroleum Limited. All Rights Reserved