



# MARKET DAILY

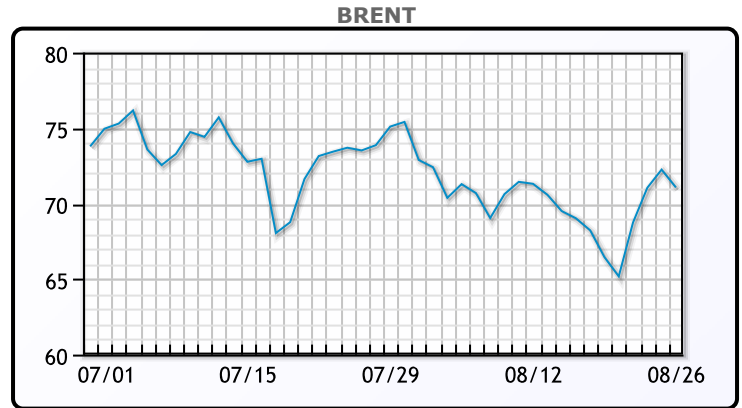
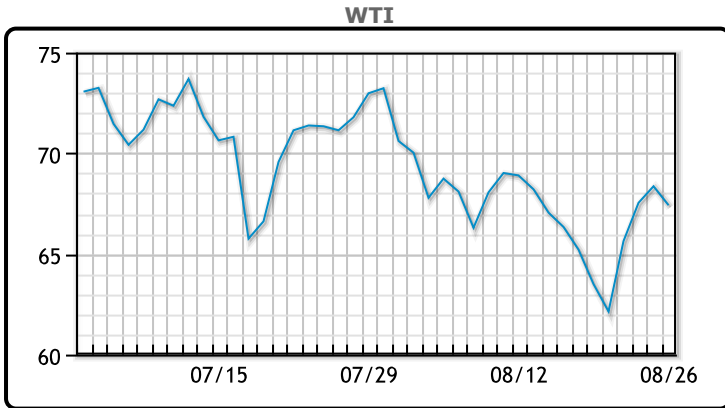
<https://www.pflpetroleum.com>  
 1865 Veterans Park Dr. Suite 303  
 Naples, Florida 34109  
 Phone: 239-390-2885  
 Fax: 239-949-0611  
 Aug 26, 2021 6:44 PM

Major Energy Futures		
	Settle	Change
Brent	71.07	-1.18
Gas Oil	588.75	4.5
Natural Gas	4.184	0.287
RBOB	225.54	-4.54
ULSD	208.32	-3.5
WTI	67.42	-0.94

## Market Commentary

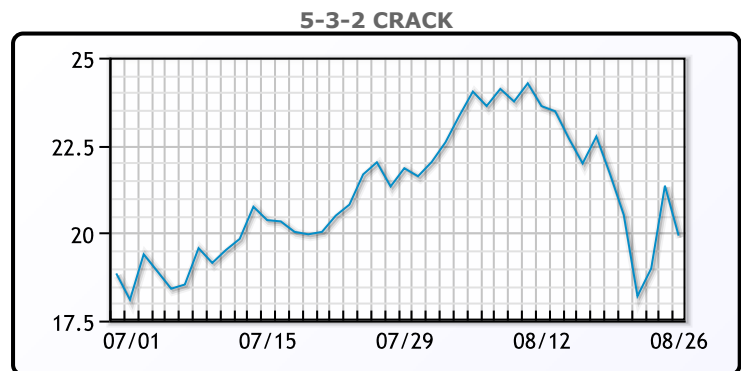
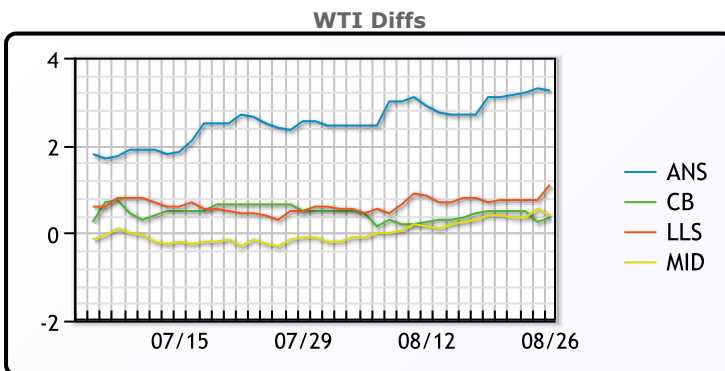
Oils impressive rally came to a pause today as Covid concerns continue to weigh on the market. Mexico has begun restoring output, expecting to add back 110K/bpd. Losses were capped though as there is potential for further supply disruptions. There is a storm brewing in the Gulf that has all of the characteristics to potentially turn into a megastorm. Offshore workers are fleeing oil platforms in the Gulf. "The oil companies are getting way ahead of this storm, which is lending the market some support and offsetting some of the concern about more supply entering the market," said John Kilduff, partner at Again Capital LLC in New York. WTI traded down \$.94 or -1.38% to close at \$67.42. Brent traded down \$1.18 or -1.63% to close at \$71.07.

## Crude & Product Markets

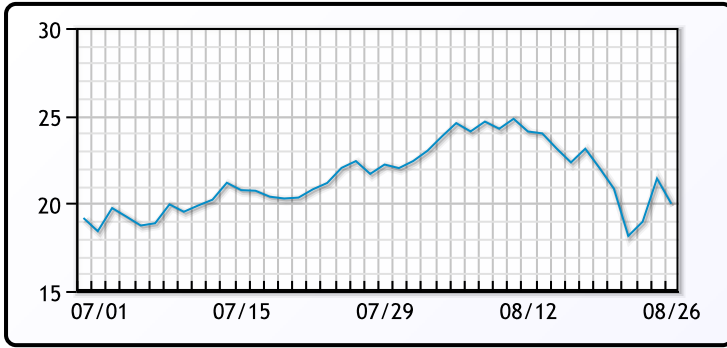


CRUDE			
	Last	Week Ago	Month Ago
ANS	70.67	66.79	74.26
BLS	67.77	64.19	72.56
LLS	68.52	64.39	72.41
Mid	67.82	64.09	71.76
WTI	67.42	63.69	71.91

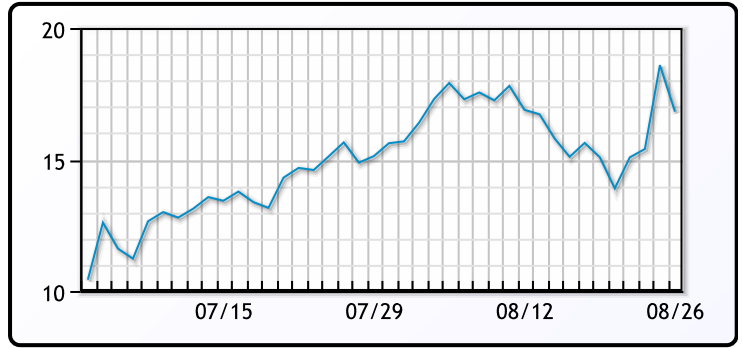
PRODUCTS			
	Last	Week Ago	Month Ago
Gulf RBOB	211.98	200.9	228.96
Gulf ULSD	203.21	191.25	209.4
NYH RBOB	225.54	211.53	230.58
NYH ULSD	208.45	196.65	215
USGC 3%	62.13	57.63	61.88



**3-2-1 Crack**



**Gulf 3-2-1 Crack**



**NGLs**

**MB**

	Last	Week Ago	Month Ago
Butane	129.5	129.625	125.5
IsoButane	130.5	129.625	128.5
Natural Gasoline	157.63	149.25	162.5
Propane	112	111.125	109

**CONWAY**

	Last	Week Ago	Month Ago
Butane	129	130.25	125
IsoButane	140.5	144	140
Natural Gasoline	157.25	148	162.25
Propane	113	113.25	109

**MB NON**

	Last	Week Ago	Month Ago
Butane	130.5	130.625	127.5
IsoButane	130.5	129.625	128.5
Natural Gasoline	157.5	149	161.5
Propane	111.75	111.75	108.25

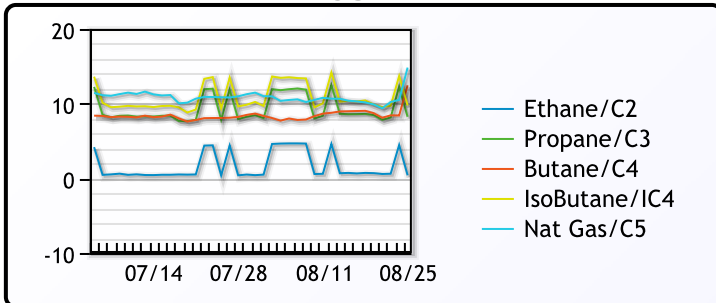
**EDMONTON**

	Last	Week Ago	Month Ago
Propane	98.13	93	89.25

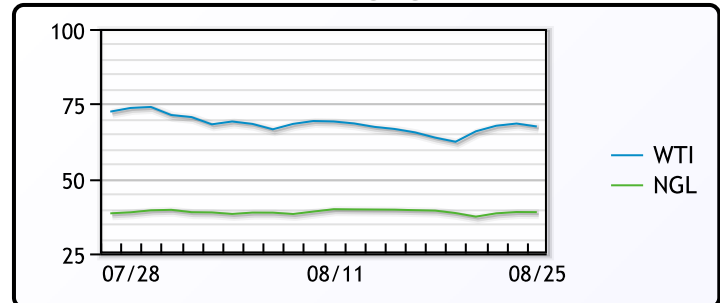
**SARNIA**

	Last	Week Ago	Month Ago
Propane	127.5	129.5	119

**FRAC SPREAD**



**WTI vs NGL**



**FX**

	Last	Change
CAD	1.2681	-0.0006
DXY	93.062	0.237
Gold	1792.85	0.42

**RATES**

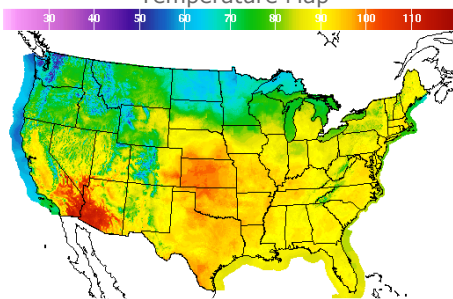
	Last	Change
US 2yr	0.2406	0.002
US 10yr	1.3491	0.0101
CAN 10yr	1.239	-0.01

**EQUITIES**

	Last	Change
Nasdaq	14945.81	-96.05
TSX	1229.63	-6.667
S&P 500	4470	-26.19

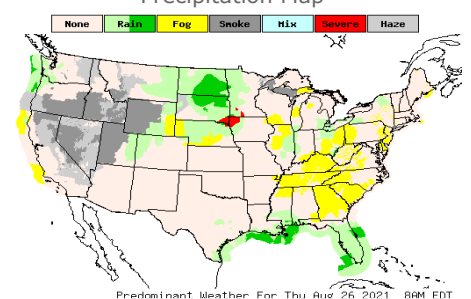
**Weather Data**

**Temperature Map**



City	HIGH °F	LOW °F
Calgary	72	45
Conway	68	49
Cushing	96	75
Denver	88	69
Houston	94	79
Mont Belvieu	91	76
Sarnia	83	70
Williston	66	56

**Precipitation Map**



This report has been prepared by PFL Petroleum Limited personnel for your information only and the views expressed are intended to provide market commentary and are not recommendations. This report is not an offer to sell or a solicitation of any offer to buy any security. The information contained herein has been compiled by PFL from sources believed to be reliable, but no representation or warranty, express or implied, is made by PFL Petroleum Limited, its affiliates or any other person as to its accuracy, completeness or correctness. Copyright 2017 PFL Petroleum Limited. All Rights Reserved