



# MARKET DAILY

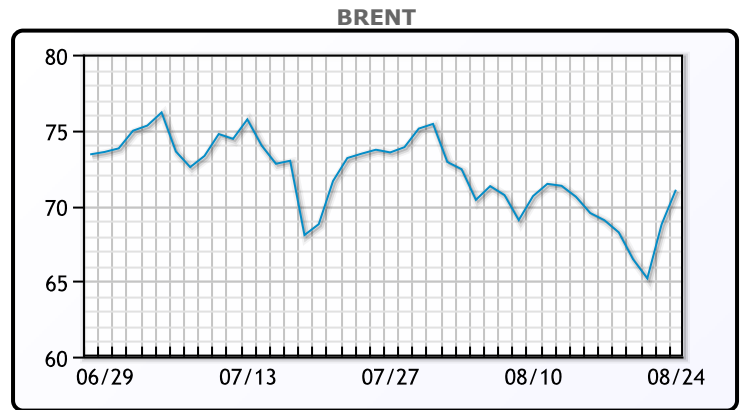
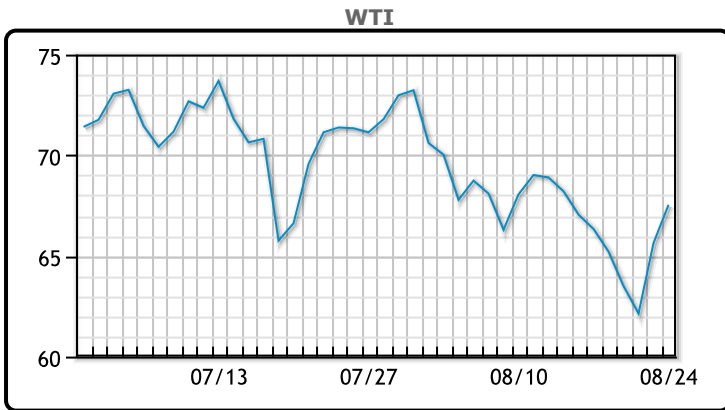
<https://www.pflpetroleum.com>  
 1865 Veterans Park Dr. Suite 303  
 Naples, Florida 34109  
 Phone: 239-390-2885  
 Fax: 239-949-0611  
 Aug 24, 2021 7:11 PM

Major Energy Futures		
	Settle	Change
Brent	71.05	2.3
Gas Oil	584.5	23
Natural Gas	3.896	-0.049
RBOB	218.08	5.76
ULSD	206.68	6.17
WTI	67.54	1.9

**Market Commentary**

Oil prices continued to rise today, buoyed by yesterday's FDA approval of the Pfizer vaccine and the hopes for more demand improvement. After falling for 7 consecutive days, prices rallied yesterday as the computers jumped back in. Mexico suffered a large production outage due to a fire on an oil platform, reducing Pemex's overall production by about 25%, which was a positive for the supply side. China says their recent Covid outbreak "has been brought under control", which if true would increase optimism in the energy complex. "Concerns are easing that we will not see a global shutdown due to the Delta variant," said Gary Cunningham, director of market research at Tradition Energy. Prices are now up 8% for the week and look like they could have a little more room to run. WTI traded up \$1.90 or 2.89% to close at \$67.54. Brent traded up \$2.30 or 3.35% to close at \$71.05.

## Crude & Product Markets

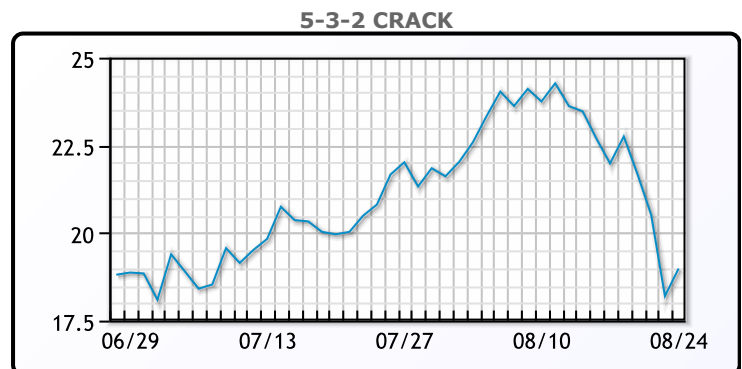
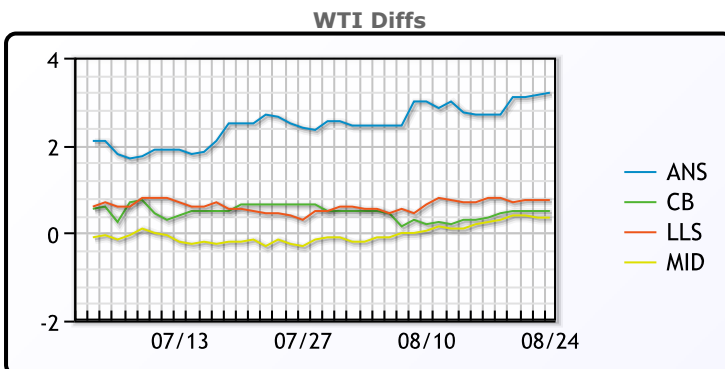


**CRUDE**

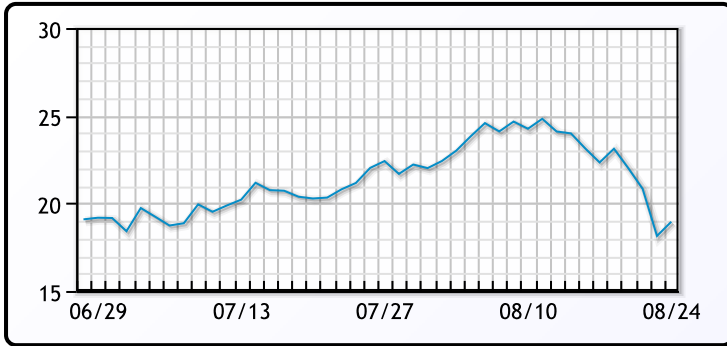
	Last	Week Ago	Month Ago
ANS	70.87	69.29	74.67
BLS	68.17	66.94	72.92
LLS	68.42	67.39	72.57
Mid	68.02	66.84	71.97
WTI	67.67	66.59	72.27

**PRODUCTS**

	Last	Week Ago	Month Ago
Gulf RBOB	207.13	209.81	225.88
Gulf ULSD	201.3	197.86	207.84
NYH RBOB	220.08	220.44	228.93
NYH ULSD	206.55	203.31	213.29
USGC 3%	61.63	60.13	61.88



3-2-1 Crack



Gulf 3-2-1 Crack



NGLs

MB

	Last	Week Ago	Month Ago
Butane	128.75	134.25	124.75
IsoButane	129.75	135.25	127.75
Natural Gasoline	157.75	154.75	162.75
Propane	112	114.5	109.75

CONWAY

	Last	Week Ago	Month Ago
Butane	128.75	133	124
IsoButane	142	146	139
Natural Gasoline	157	153.5	161.25
Propane	114	116.75	109.5

MB NON

	Last	Week Ago	Month Ago
Butane	129.75	135.25	126.75
IsoButane	129.75	135.25	127.75
Natural Gasoline	157.5	154	161.75
Propane	111.88	113.75	109.38

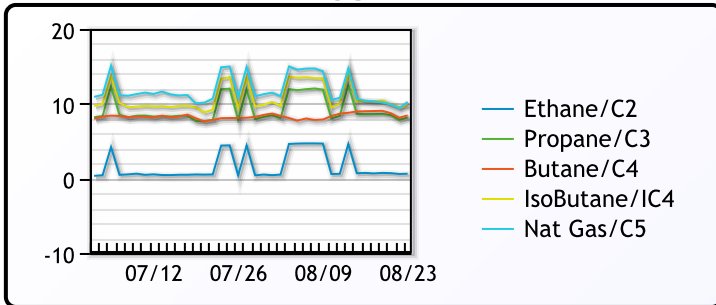
EDMONTON

	Last	Week Ago	Month Ago
Propane	99.5	100.25	89.75

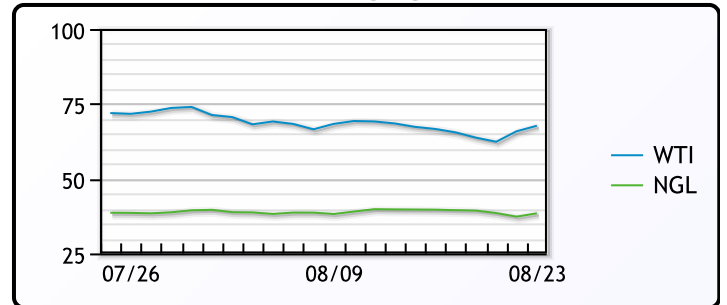
SARNIA

	Last	Week Ago	Month Ago
Propane	127.25	128.5	119

FRAC SPREAD



WTI vs NGL



FX

	Last	Change
CAD	1.259	0.0001
DXY	92.89301	-0.065
Gold	1802.56	-0.34

RATES

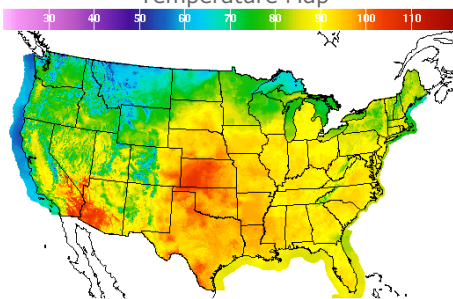
	Last	Change
US 2yr	0.2223	-0.0019
US 10yr	1.2935	0.0418
CAN 10yr	1.19	0.024

EQUITIES

	Last	Change
Nasdaq	15019.8	77.15
TSX	1233.6	3.226
S&P 500	4486.23	6.7

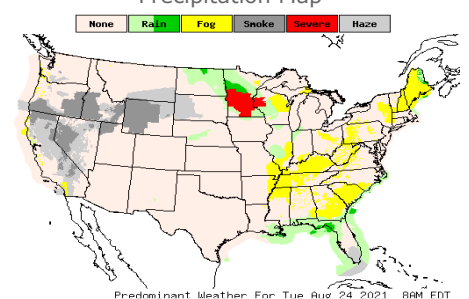
Weather Data

Temperature Map



City	HIGH °F	LOW °F
Calgary	62	43
Conway	72	53
Cushing	97	73
Denver	91	70
Houston	96	80
Mont Belvieu	92	78
Sarnia	87	65
Williston	73	55

Precipitation Map



This report has been prepared by PFL Petroleum Limited personnel for your information only and the views expressed are intended to provide market commentary and are not recommendations. This report is not an offer to sell or a solicitation of any offer to buy any security. The information contained herein has been compiled by PFL from sources believed to be reliable, but no representation or warranty, express or implied, is made by PFL Petroleum Limited, its affiliates or any other person as to its accuracy, completeness or correctness. Copyright 2017 PFL Petroleum Limited. All Rights Reserved