



MARKET DAILY

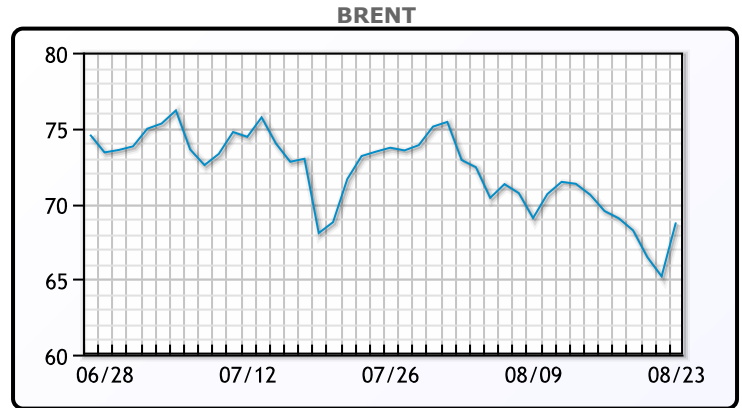
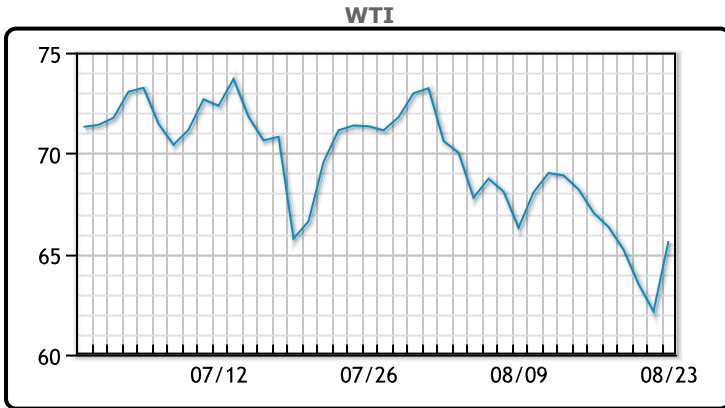
<https://www.pflpetroleum.com>
 1865 Veterans Park Dr. Suite 303
 Naples, Florida 34109
 Phone: 239-390-2885
 Fax: 239-949-0611
 Aug 23, 2021 6:36 PM

Major Energy Futures		
	Settle	Change
Brent	68.75	3.57
Gas Oil	569.25	3
Natural Gas	3.945	0.094
RBOB	212.32	9.96
ULSD	200.51	9.69
WTI	65.64	3.5

Market Commentary

Well folks Oil prices rose more than five per cent on Monday on the back of a weaker U.S. dollar and strong global equities markets boosted crude futures after seven days of declines. The Dow, S&P and Nasdaq all closed higher after a losing week last week. The dollar index, which measures the currency against six peers, was down 0.4%. At the end of the day WTI crude for October delivery rose \$3.61 per barrel, or 5.8 per cent, to \$65.75. Meanwhile Brent crude climbed \$3.64 per barrel, or 5.6 per cent, to close at \$68.82. The fundamental outlook remains somewhat bearish as many nations are responding to the rising coronavirus infection rate by introducing new travel restrictions. Even in our own back yard conferences are getting cancelled or postponed yet again because of corporate travel and other restrictions within certain Cities or States. For those in rail the Traffic Club of Chicago just announced the postponement of their annual dinner in early September. The U.S. dollar is the wild card at this point.

Crude & Product Markets

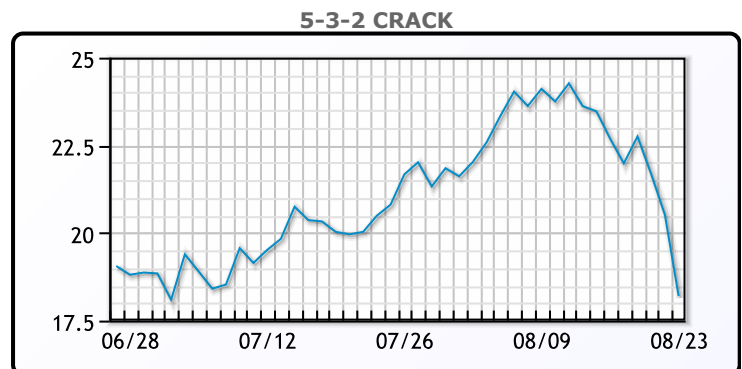
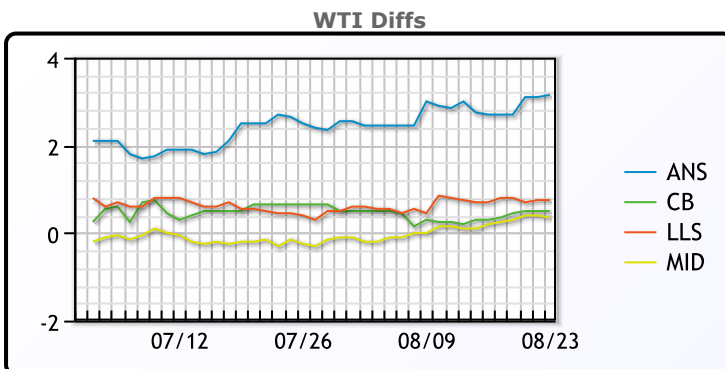


CRUDE

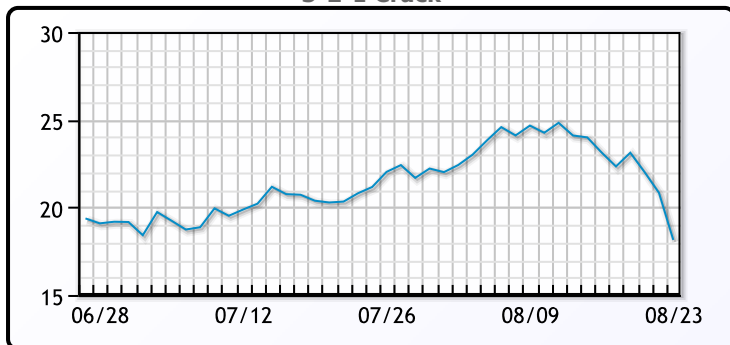
	Last	Week Ago	Month Ago
ANS	68.96	69.99	74.67
BLS	66.31	67.59	72.92
LLS	66.56	67.99	72.57
Mid	66.16	67.49	71.97
WTI	65.81	67.29	72.27

PRODUCTS

	Last	Week Ago	Month Ago
Gulf RBOB	204.82	214.59	225.88
Gulf ULSD	195.16	199.08	207.84
NYH RBOB	217.57	224.09	228.93
NYH ULSD	200.49	204.58	213.29
USGC 3%	59.63	59.13	61.88



3-2-1 Crack



Gulf 3-2-1 Crack



NGLs

MB

	Last	Week Ago	Month Ago
Butane	128	133.5	124.75
IsoButane	129	134.5	127.75
Natural Gasoline	153.75	155.75	162.75
Propane	110.25	114.5	109.75

CONWAY

	Last	Week Ago	Month Ago
Butane	128.5	132	124
IsoButane	143	145	139
Natural Gasoline	152.5	155	161.25
Propane	113	116.5	109.5

MB NON

	Last	Week Ago	Month Ago
Butane	129	134.5	126.75
IsoButane	129	134.5	127.75
Natural Gasoline	153.5	155	161.75
Propane	110	113.75	109.38

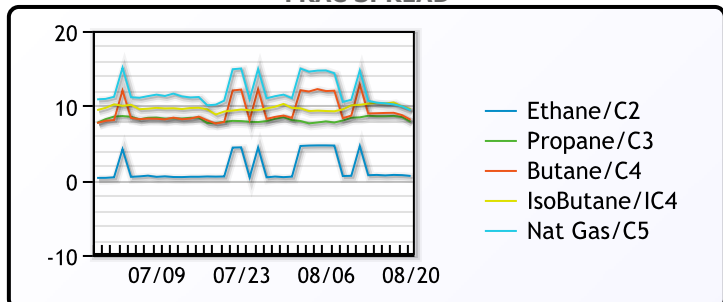
EDMONTON

	Last	Week Ago	Month Ago
Propane	98.38	99	89.75

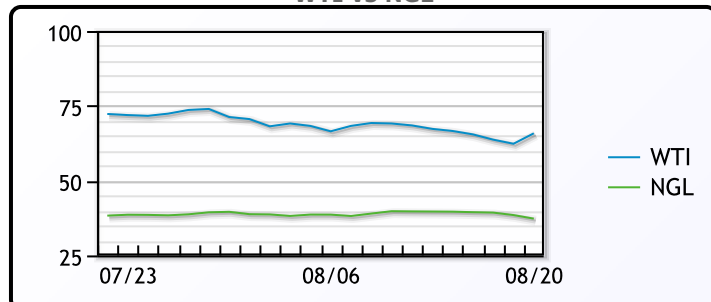
SARNIA

	Last	Week Ago	Month Ago
Propane	127.25	128.5	119

FRAC SPREAD



WTI vs NGL



FX

	Last	Change
CAD	1.2648	-0.0006
DXY	92.95801	-0.53799
Gold	1805.7	0.27

RATES

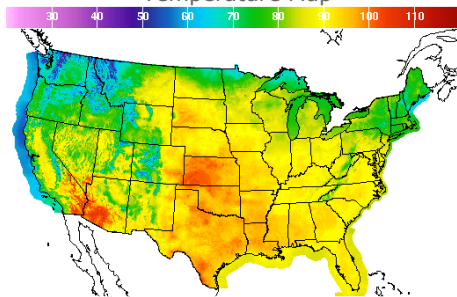
	Last	Change
US 2yr	0.2242	0.0001
US 10yr	1.2517	-0.0033
CAN 10yr	1.166	0.025

EQUITIES

	Last	Change
Nasdaq	14942.65	227.99
TSX	1230.37	5.938
S&P 500	4479.53	37.86

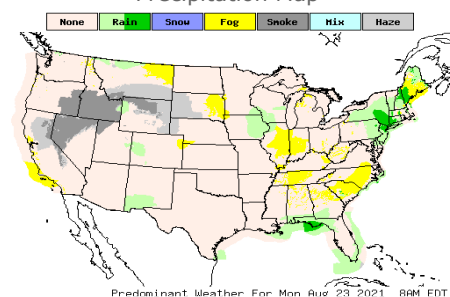
Weather Data

Temperature Map



City	HIGH °F	LOW °F
Calgary	50	42
Conway	72	58
Cushing	97	75
Denver	91	69
Houston	96	78
Mont Belvieu	92	77
Sarnia	83	66
Williston	83	49

Precipitation Map



This report has been prepared by PFL Petroleum Limited personnel for your information only and the views expressed are intended to provide market commentary and are not recommendations. This report is not an offer to sell or a solicitation of any offer to buy any security. The information contained herein has been compiled by PFL from sources believed to be reliable, but no representation or warranty, express or implied, is made by PFL Petroleum Limited, its affiliates or any other person as to its accuracy, completeness or correctness. Copyright 2017 PFL Petroleum Limited. All Rights Reserved