



MARKET DAILY

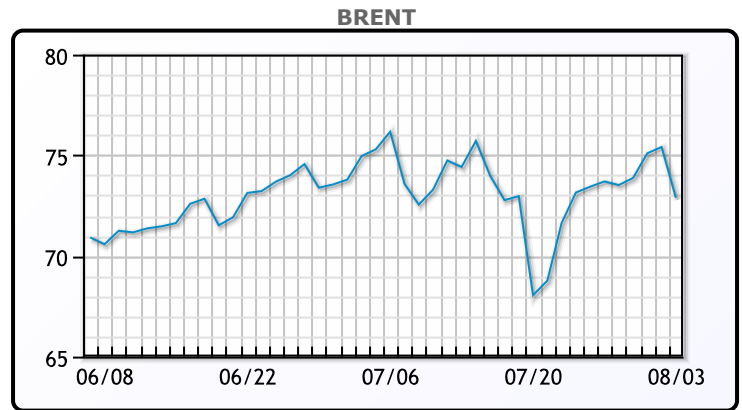
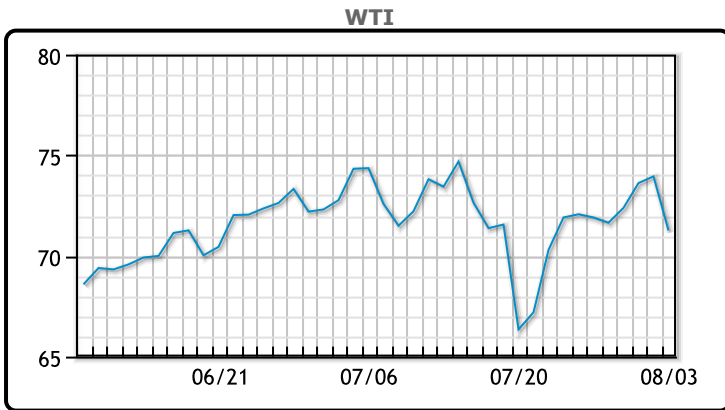
<https://www.pflpetroleum.com>
 1865 Veterans Park Dr. Suite 303
 Naples, Florida 34109
 Phone: 239-390-2885
 Fax: 239-949-0611
 Aug 2, 2021 9:06 AM

Major Energy Futures		
	Settle	Change
Brent	72.89	-1.41
Gas Oil	596.25	613.25
Natural Gas	3.935	-0.13
RBOB	227.47	4.1
ULSD	213.58	5.54
WTI	71.26	2.17

Market Commentary

Oil prices tanked today on Delta variant fears and global demand concerns. Some countries, cities, and states are moving quickly to re-impose mask mandates and other restrictions as hospitalization rates are rising. China is also dealing with rising (and likely underreported) cases and is restricting flights and trains. The China National Petroleum corp says "This round of infections could potentially wipe out 5% of the short-term oil demand" and the continuing impact on consumption will depend on infection rates and the duration of the resurgence. Chinas factory activity growth also slipped sharply in July for the first time in more than a year. Reuters reported that OPEC+ production is now the highest since April 2020.

Crude & Product Markets

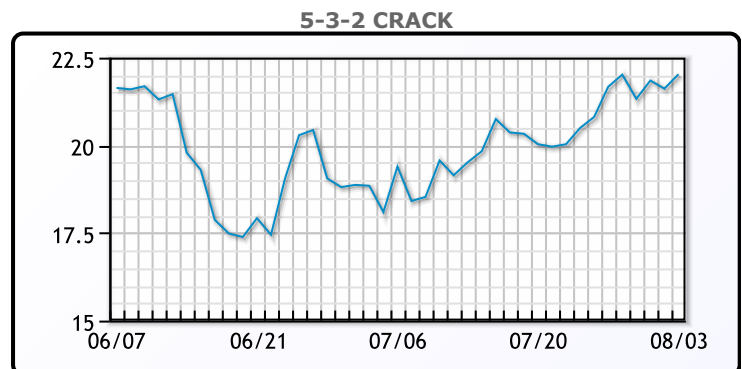
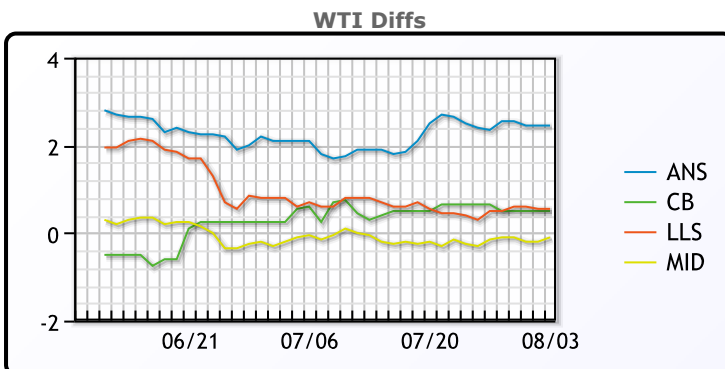


CRUDE

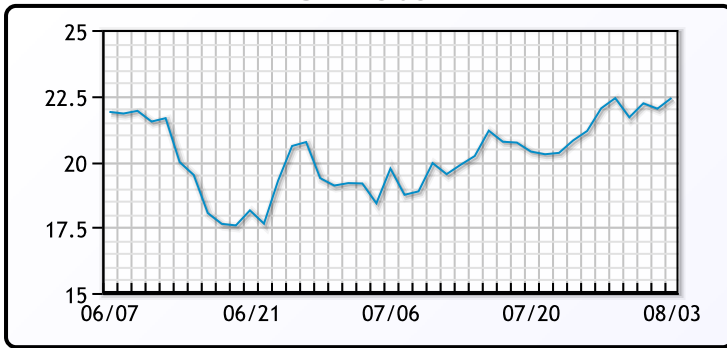
	Last	Week Ago	Month Ago
ANS	76.4	74.26	76.86
BLS	74.45	72.56	75.86
LLS	74.5	72.41	75.76
Mid	73.75	71.76	75.11
WTI	73.95	71.91	75.16

PRODUCTS

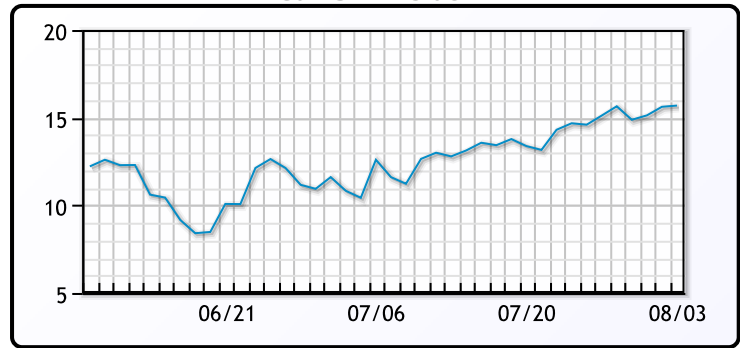
	Last	Week Ago	Month Ago
Gulf RBOB	231.97	228.96	225.48
Gulf ULSD	213.81	209.4	212.21
NYH RBOB	236.47	230.58	229.23
NYH ULSD	219.94	215	217.79
USGC 3%	63.63	61.88	63.88



3-2-1 Crack



Gulf 3-2-1 Crack



NGLs

MB

	Last	Week Ago	Month Ago
Butane	129.5	125.25	123.75
IsoButane	133.75	127.38	128.75
Natural Gasoline	167.25	162.5	164
Propane	113	108.88	111.75

CONWAY

	Last	Week Ago	Month Ago
Butane	128.5	125.5	123
IsoButane	145	139	133
Natural Gasoline	168	162.5	165
Propane	112.5	109.25	110.75

MB NON

	Last	Week Ago	Month Ago
Butane	131.5	127.5	126.63
IsoButane	133.75	127.38	128.75
Natural Gasoline	166	161.25	164
Propane	112.75	108.25	111.38

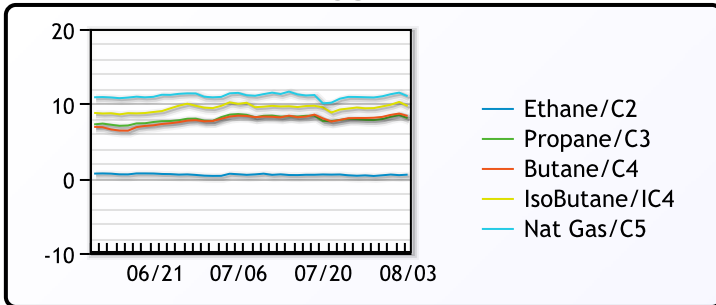
EDMONTON

	Last	Week Ago	Month Ago
Propane	92.5	89.25	92.25

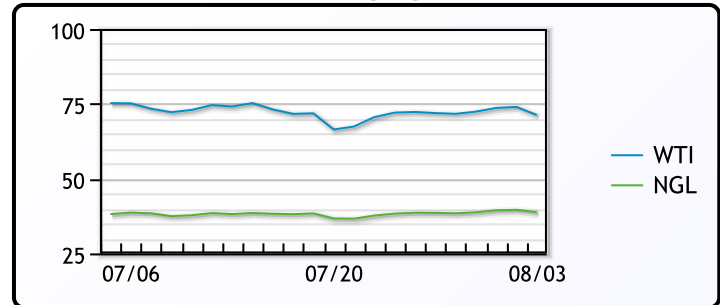
SARNIA

	Last	Week Ago	Month Ago
Propane	119	119	121.75

FRAC SPREAD



WTI vs NGL



FX

	Last	Change
CAD	1.251	0.0058
DXY	92.048	-0.226
Gold	1813.47	-2.42

RATES

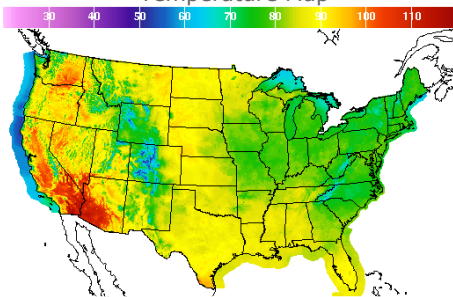
	Last	Change
US 2yr	0.1722	-0.0077
US 10yr	1.1773	-0.0534
CAN 10yr	1.203	-0.072

EQUITIES

	Last	Change
Nasdaq	14672.68	-97.19
TSX	1218.487	-1.979
S&P 500	4395.26	-31.99

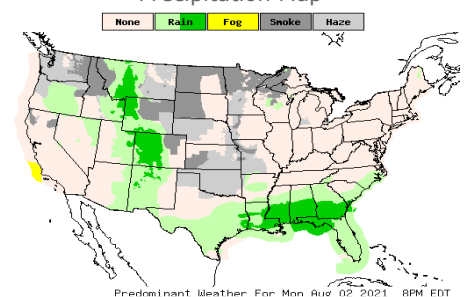
Weather Data

Temperature Map



City	HIGH °F	LOW °F
Calgary	88	60
Conway	97	67
Cushing	84	65
Denver	84	67
Houston	90	78
Mont Belvieu	85	75
Sarnia	74	58
Williston	93	66

Precipitation Map



This report has been prepared by PFL Petroleum Limited personnel for your information only and the views expressed are intended to provide market commentary and are not recommendations. This report is not an offer to sell or a solicitation of any offer to buy any security. The information contained herein has been compiled by PFL from sources believed to be reliable, but no representation or warranty, express or implied, is made by PFL Petroleum Limited, its affiliates or any other person as to its accuracy, completeness or correctness. Copyright 2017 PFL Petroleum Limited. All Rights Reserved