



# MARKET DAILY

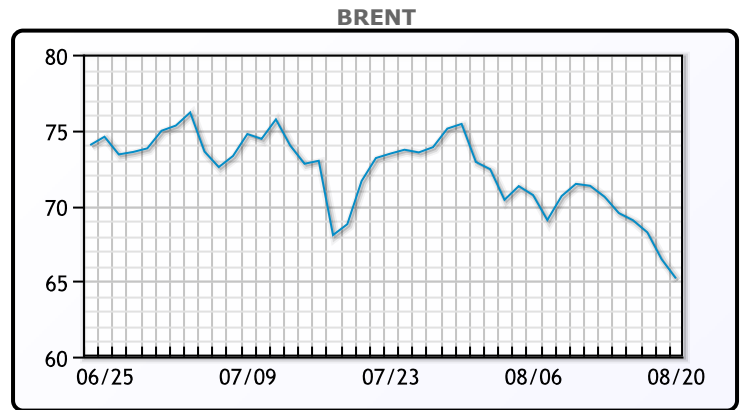
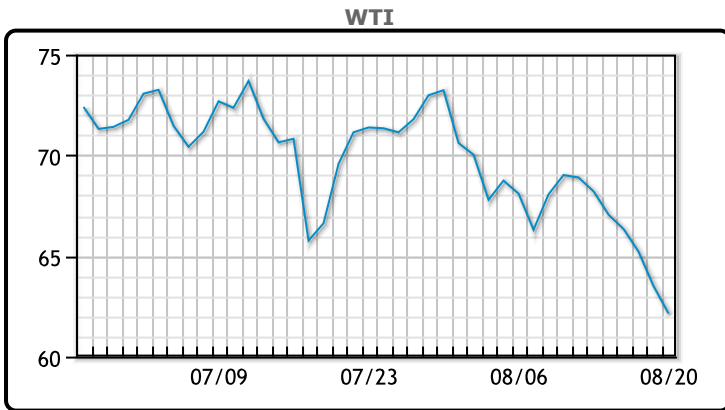
<https://www.pflpetroleum.com>  
 1865 Veterans Park Dr. Suite 303  
 Naples, Florida 34109  
 Phone: 239-390-2885  
 Fax: 239-949-0611  
 Aug 20, 2021 6:14 PM

Major Energy Futures		
	Settle	Change
Brent	65.18	-1.27
Gas Oil	546.25	-27.5
Natural Gas	3.851	-0.022
RBOB	202.36	-6.62
ULSD	190.82	-5.22
WTI	62.14	-1.36

**Market Commentary**

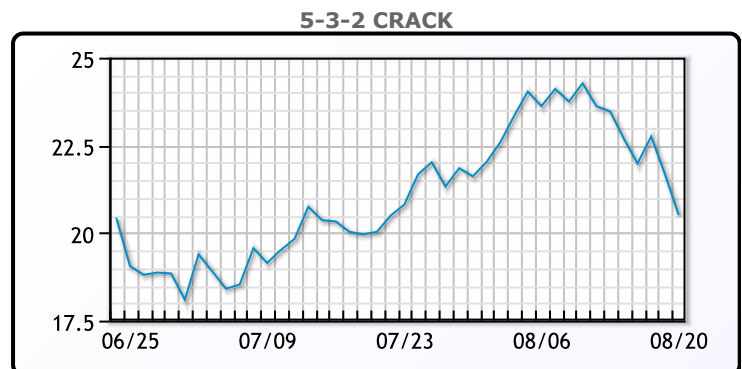
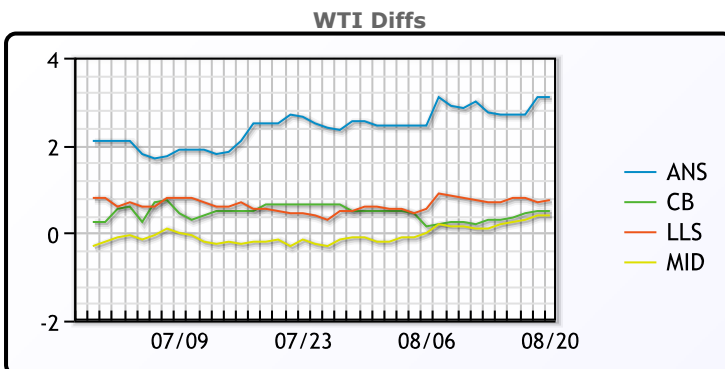
Oil prices suffered the biggest weekly loss in nine months on fears of the spreading Delta variant. Today also marked the 7th straight day of losses in crude markets. Nations around the world, China for example, are imposing severe restrictions for minimal outbreaks. "It's hard for prices to find support with this kind of uncertainty," said John Kilduff, partner at Again Capital LLP in New York. "They are acting severely for minimal outbreaks, which is a direct threat for the demand profile there," he added. Also hurting prices is the dollars relentless move higher. The market remains in backwardation, indicating the market is expecting even more supply in the coming months. WTI traded down \$1.36 or -2.14% to close at \$62.14. Brent traded down \$1.27 or -1.91% to close at \$65.18.

## Crude & Product Markets

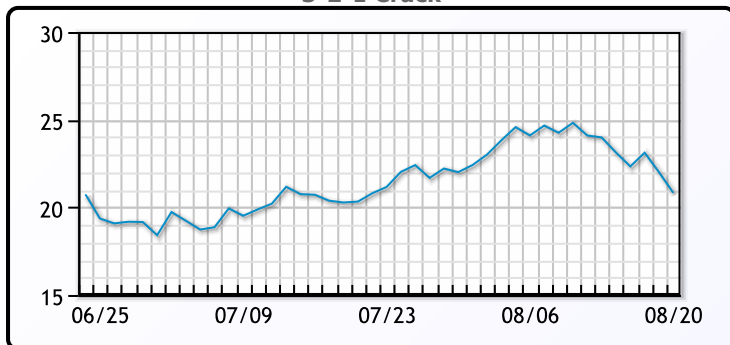


CRUDE			
	Last	Week Ago	Month Ago
ANS	65.42	71.19	70.12
BLS	62.82	68.74	68.07
LLS	63.07	69.14	67.87
Mid	62.72	68.54	67.12
WTI	62.32	68.44	67.42

PRODUCTS			
	Last	Week Ago	Month Ago
Gulf RBOB	195.24	222.13	210.78
Gulf ULSD	185.45	202.04	195.57
NYH RBOB	208.74	231.01	212.9
NYH ULSD	190.62	207.59	201.17
USGC 3%	56.63	60.13	57.38



**3-2-1 Crack**



**Gulf 3-2-1 Crack**



**NGLs**

**MB**

	Last	Week Ago	Month Ago
Butane	126	133.5	117.5
IsoButane	127	134.5	121
Natural Gasoline	144.88	158.25	151.75
Propane	107.5	114.5	104.625

**CONWAY**

	Last	Week Ago	Month Ago
Butane	127	134	117.5
IsoButane	142	144	136
Natural Gasoline	146	157.5	152
Propane	110.25	116.75	104.25

**MB NON**

	Last	Week Ago	Month Ago
Butane	127	134.5	119.5
IsoButane	127	134.5	121
Natural Gasoline	146	158	151
Propane	107.5	113.88	104.63

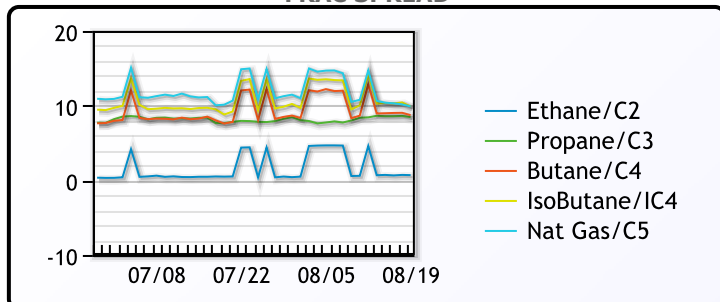
**EDMONTON**

	Last	Week Ago	Month Ago
Propane	90.63	99	84.5

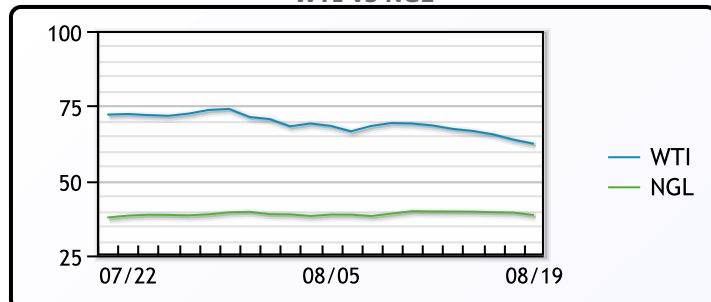
**SARNIA**

	Last	Week Ago	Month Ago
Propane	127.25	128.5	120.5

**FRAC SPREAD**



**WTI vs NGL**



**FX**

	Last	Change
CAD	1.2821	-0.0007
DXY	93.459	-0.109
Gold	1781.11	0.73

**RATES**

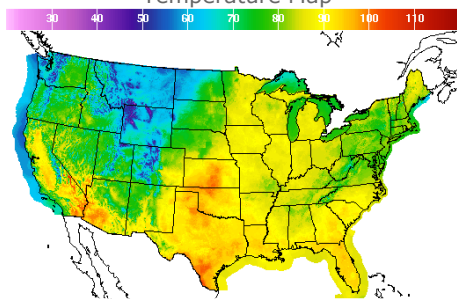
	Last	Change
US 2yr	0.2241	0.0045
US 10yr	1.255	0.0117
CAN 10yr	1.141	0.012

**EQUITIES**

	Last	Change
Nasdaq	14714.66	172.87
TSX	1224.43	6.906
S&P 500	4441.67	35.87

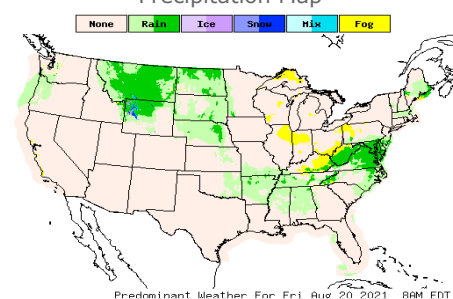
**Weather Data**

**Temperature Map**



City	HIGH °F	LOW °F
Calgary	63	48
Conway	67	60
Cushing	94	72
Denver	80	61
Houston	94	79
Mont Belvieu	92	79
Sarnia	80	64
Williston	60	53

**Precipitation Map**



This report has been prepared by PFL Petroleum Limited personnel for your information only and the views expressed are intended to provide market commentary and are not recommendations. This report is not an offer to sell or a solicitation of any offer to buy any security. The information contained herein has been compiled by PFL from sources believed to be reliable, but no representation or warranty, express or implied, is made by PFL Petroleum Limited, its affiliates or any other person as to its accuracy, completeness or correctness. Copyright 2017 PFL Petroleum Limited. All Rights Reserved