



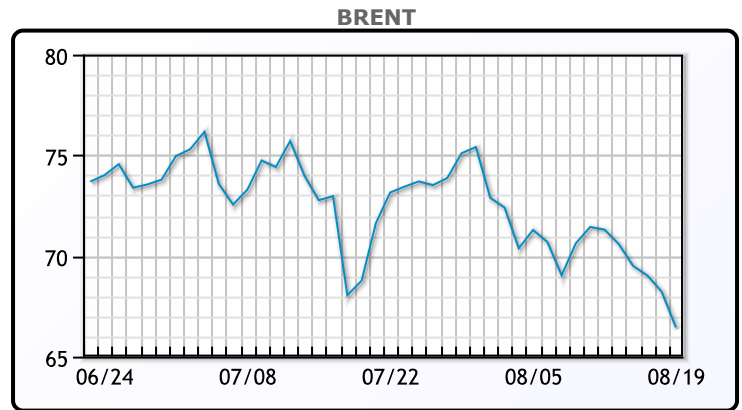
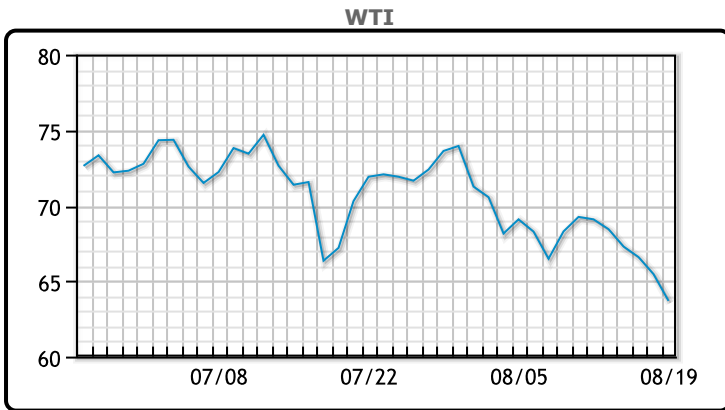
MARKET DAILY

<https://www.pflpetroleum.com>
 1865 Veterans Park Dr. Suite 303
 Naples, Florida 34109
 Phone: 239-390-2885
 Fax: 239-949-0611
 Aug 19, 2021 7:36 PM

Major Energy Futures		
	Settle	Change
Brent	66.45	-1.78
Gas Oil	543.25	-3.5
Natural Gas	3.83	-0.022
RBOB	208.15	-6.62
ULSD	196.9	-5.22
WTI	63.69	-1.77

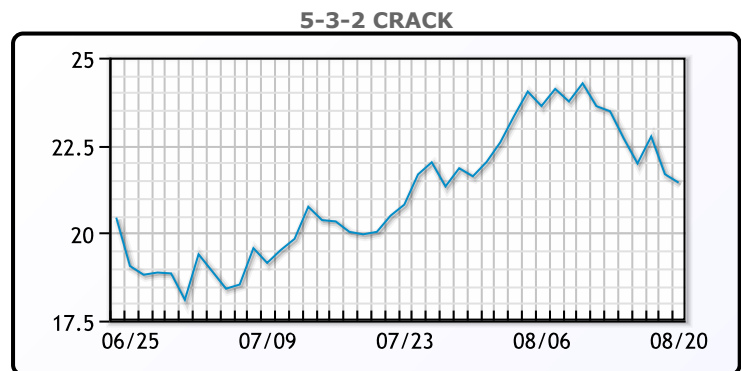
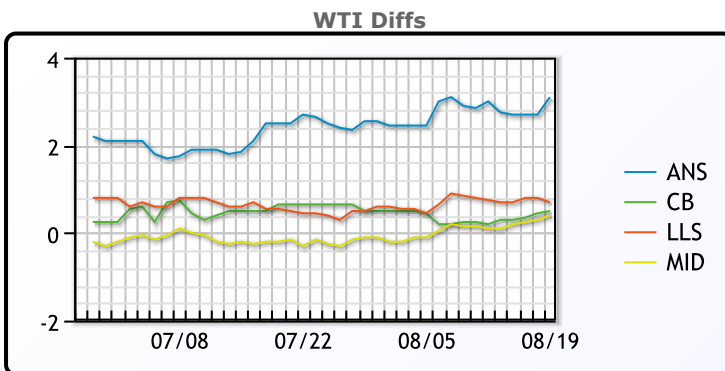
Market Commentary
 Oil prices dropped again today, falling for a 6th straight session to lowest prices since May. 6 days is the longest losing streak since Feb of 2020, and since July, oil markets have lost about 15% after an unprecedented rally from pandemic lows. "There seems to be a lot of people getting squeezed out of long positions," said Phil Flynn, analyst at Price Futures Group. The USD continues to trade up, hitting nine month highs today against a basket of other currencies. This is due in part to the Fed talking about tapering stimulus and asset purchases. Lastly, the unexpected rise in gasoline inventories yesterday is adding to concerns about demand here at home. WTI traded down \$1.13 or -1.70% to close at \$65.46. Brent traded down \$.80 or -1.16% to close at \$68.23.

Crude & Product Markets

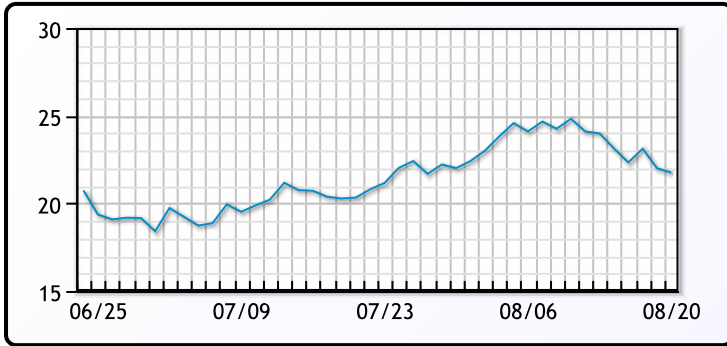


CRUDE			
	Last	Week Ago	Month Ago
ANS	66.79	72.09	68.92
BLS	64.19	69.29	67.07
LLS	64.39	69.84	66.92
Mid	64.09	69.19	66.27
WTI	63.69	69.09	66.42

PRODUCTS			
	Last	Week Ago	Month Ago
Gulf RBOB	200.9	223.04	208.54
Gulf ULSD	191.25	204.49	192.9
NYH RBOB	211.53	231.66	210.69
NYH ULSD	196.65	210.19	198.27
USGC 3%	57.63	60.63	55.38



3-2-1 Crack



Gulf 3-2-1 Crack



NGLs

MB

	Last	Week Ago	Month Ago
Butane	129.13	132	121.25
IsoButane	129.75	134	125.38
Natural Gasoline	149.25	160	150
Propane	112.25	114	104.25

CONWAY

	Last	Week Ago	Month Ago
Butane	129.5	133.25	117.5
IsoButane	140.5	143	139.75
Natural Gasoline	145.5	159	150
Propane	113	115.38	104

MB NON

	Last	Week Ago	Month Ago
Butane	131.13	134	119.25
IsoButane	129.75	134	125.38
Natural Gasoline	149	159.5	149.5
Propane	111.75	113.5	104.13

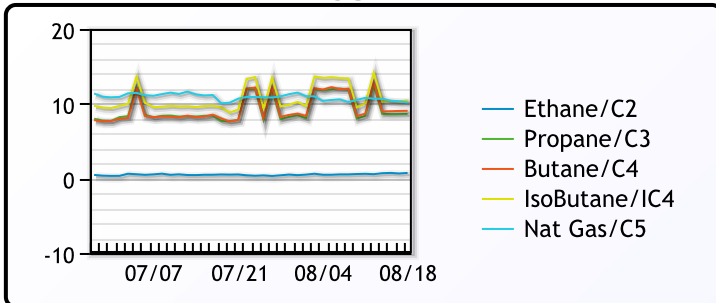
EDMONTON

	Last	Week Ago	Month Ago
Propane	93	97.88	84

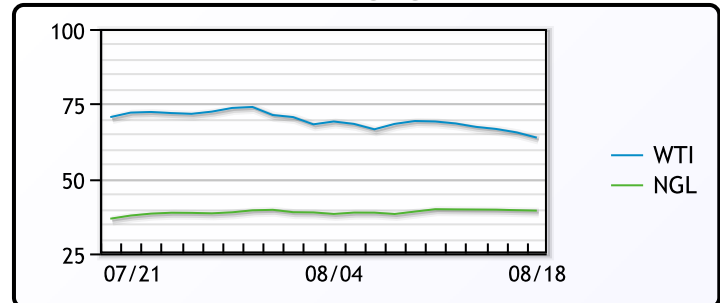
SARNIA

	Last	Week Ago	Month Ago
Propane	129.5	128.5	120.5

FRAC SPREAD



WTI vs NGL



FX

	Last	Change
CAD	1.2829	0.0001
DXY	93.568	0.432
Gold	1779.73	-0.65

RATES

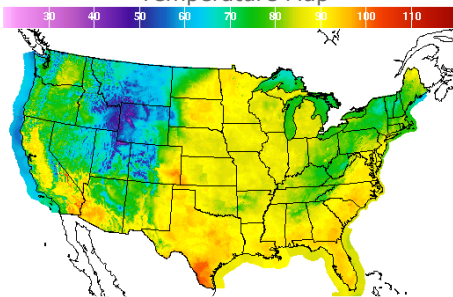
	Last	Change
US 2yr	0.2196	0.0041
US 10yr	1.2433	-0.015
CAN 10yr	1.129	-0.026

EQUITIES

	Last	Change
Nasdaq	14541.79	15.88
TSX	1217.524	-4.158
S&P 500	4405.8	5.53

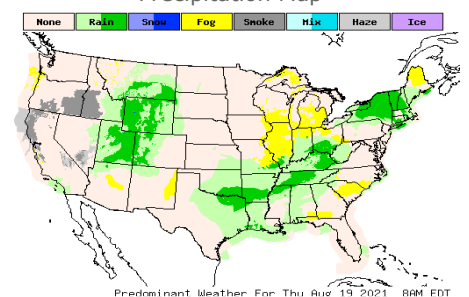
Weather Data

Temperature Map



City	HIGH °F	LOW °F
Calgary	58	45
Conway	88	67
Cushing	88	69
Denver	81	66
Houston	91	79
Mont Belvieu	89	79
Sarnia	79	65
Williston	71	57

Precipitation Map



This report has been prepared by PFL Petroleum Limited personnel for your information only and the views expressed are intended to provide market commentary and are not recommendations. This report is not an offer to sell or a solicitation of any offer to buy any security. The information contained herein has been compiled by PFL from sources believed to be reliable, but no representation or warranty, express or implied, is made by PFL Petroleum Limited, its affiliates or any other person as to its accuracy, completeness or correctness. Copyright 2017 PFL Petroleum Limited. All Rights Reserved