



MARKET DAILY

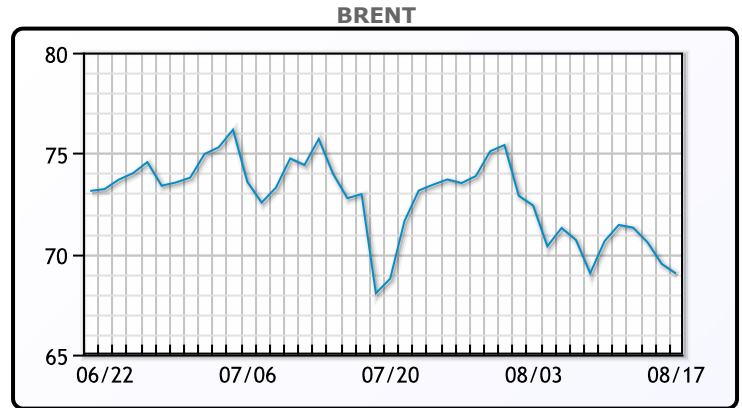
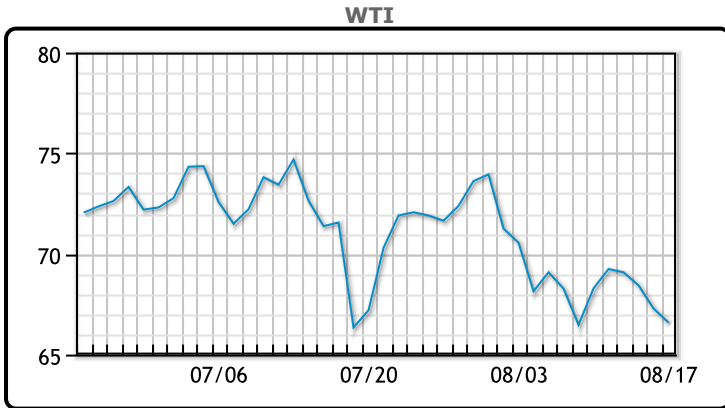
<https://www.pflpetroleum.com>
 1865 Veterans Park Dr. Suite 303
 Naples, Florida 34109
 Phone: 239-390-2885
 Fax: 239-949-0611
 Aug 18, 2021 8:03 PM

Major Energy Futures		
	Settle	Change
Brent	69.03	-0.48
Gas Oil	574.25	-11.25
Natural Gas	3.837	-0.109
RBOB	216.56	-3.53
ULSD	203.61	-1.22
WTI	66.59	-0.7

Market Commentary

Another rough day in the markets folks. U.S. crude futures settled down \$1.13, or 1.7 per cent, to \$65.46/bbl. Brent crude ended down 80 cents, or 1.2 per cent, US\$68.23/bbl. Investors remain worried about the outlook for fuel demand as COVID-19 cases surge worldwide just as more supply reaches the market from large global producers, including the U.S. Oil benchmarks have been under pressure for the last few weeks due to the rise in infections caused by the Delta variant of the coronavirus worldwide. Several countries have re-introduced strict travel restrictions and air traffic has softened in recent weeks. According to the EIA Crude inventories fell by 3.2 million bbls in the week ending August 13 to 435.5 million bbls, exceeding estimates for a 1.1 million-bbl drop. U.S. gasoline stocks rose by 696,000 bbls in the week to 228.2 million bbls. Distillate stockpiles, which include diesel and heating oil, fell by 2.7 million bbls in the week to 137.8 million bbls, versus expectations for a 276,000-bbl rise. Many see the drop in crude as a buying opportunity. A recent report showed that companies are hoarding cash (7.3 trillion) for potential emergency to weather out the storm in case some of the new restrictions affect economic growth. Equities had a rough day with the DOW losing 382 points on the day, the Nasdaq losing 130 points and last but not least the S&P losing 47 points.

Crude & Product Markets

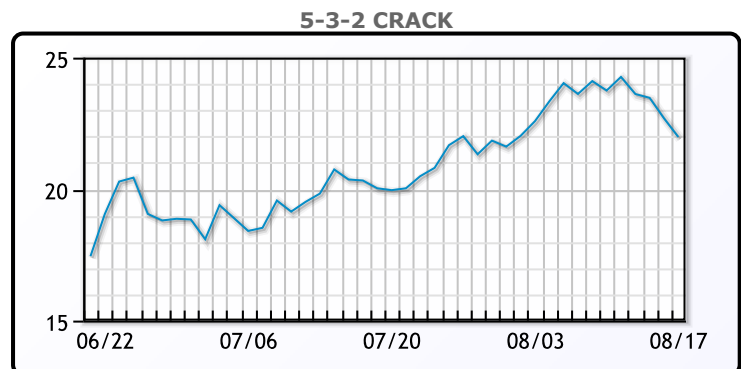
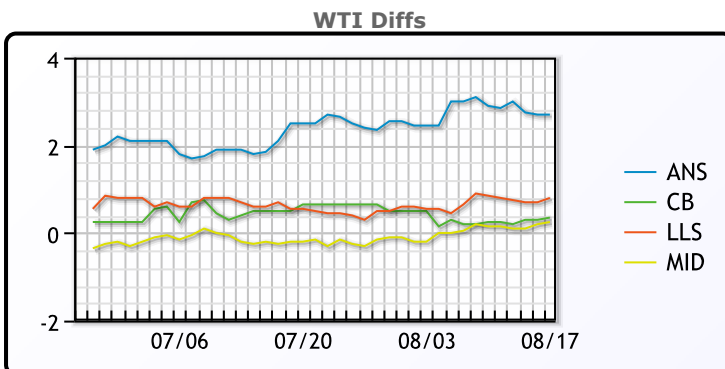


CRUDE

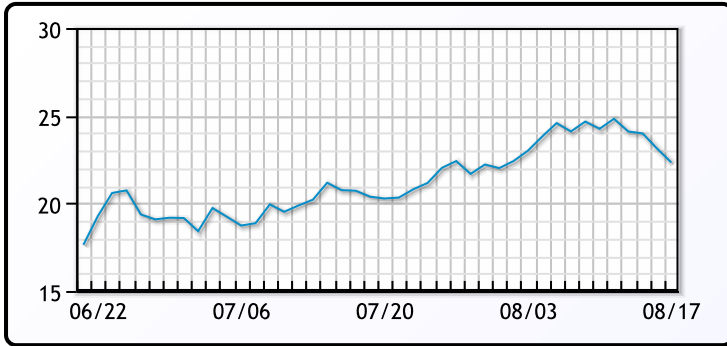
	Last	Week Ago	Month Ago
ANS	69.29	71.19	74.31
BLS	66.94	68.54	72.46
LLS	67.39	69.14	72.36
Mid	66.84	68.44	71.61
WTI	66.59	68.29	71.81

PRODUCTS

	Last	Week Ago	Month Ago
Gulf RBOB	209.81	223.04	222.11
Gulf ULSD	197.86	202.15	205.83
NYH RBOB	220.44	231.79	225.21
NYH ULSD	203.31	207.77	211.23
USGC 3%	60.13	60.38	60.38



3-2-1 Crack



Gulf 3-2-1 Crack



NGLs

MB

	Last	Week Ago	Month Ago
Butane	134.25	129	124
IsoButane	135.25	130	127
Natural Gasoline	154.75	159	161.5
Propane	114.5	110.875	110.5

CONWAY

	Last	Week Ago	Month Ago
Butane	133	129	123.5
IsoButane	146	140	141
Natural Gasoline	153.5	158.5	162
Propane	116.75	112.25	108.75

MB NON

	Last	Week Ago	Month Ago
Butane	135.25	130	126
IsoButane	135.25	130	127
Natural Gasoline	154	159.5	161
Propane	113.75	110	110.13

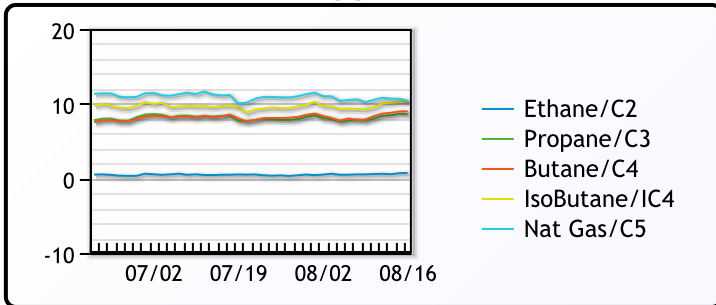
EDMONTON

	Last	Week Ago	Month Ago
Propane	100.25	96.75	88.88

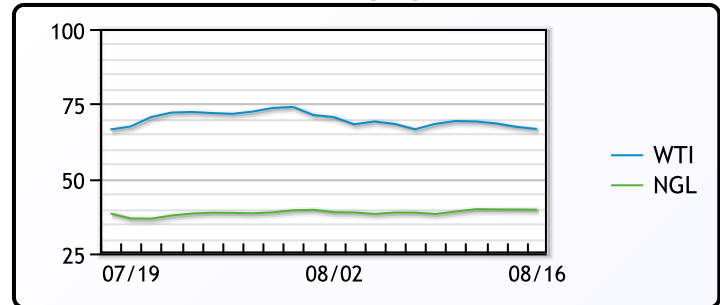
SARNIA

	Last	Week Ago	Month Ago
Propane	128.5	122	124

FRAC SPREAD



WTI vs NGL



FX

	Last	Change
CAD	1.2627	-0.0002
DXY	93.13	0.50199
Gold	1786.44	0.25

RATES

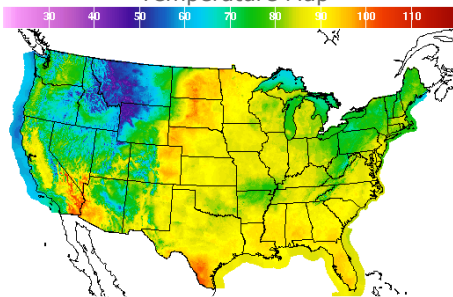
	Last	Change
US 2yr	0.2133	0.0041
US 10yr	1.2617	-0.0033
CAN 10yr	1.154	-0.011

EQUITIES

	Last	Change
Nasdaq	14656.18	-137.58
TSX	1225.72	-5.978
S&P 500	4448.08	-31.63

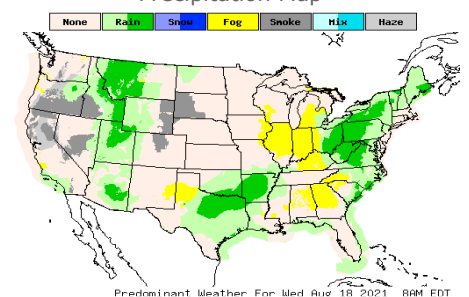
Weather Data

Temperature Map



City	HIGH °F	LOW °F
Calgary	67	44
Conway	99	63
Cushing	85	68
Denver	92	69
Houston	87	78
Mont Belvieu	84	79
Sarnia	79	66
Williston	78	61

Precipitation Map



This report has been prepared by PFL Petroleum Limited personnel for your information only and the views expressed are intended to provide market commentary and are not recommendations. This report is not an offer to sell or a solicitation of any offer to buy any security. The information contained herein has been compiled by PFL from sources believed to be reliable, but no representation or warranty, express or implied, is made by PFL Petroleum Limited, its affiliates or any other person as to its accuracy, completeness or correctness. Copyright 2017 PFL Petroleum Limited. All Rights Reserved