



MARKET DAILY

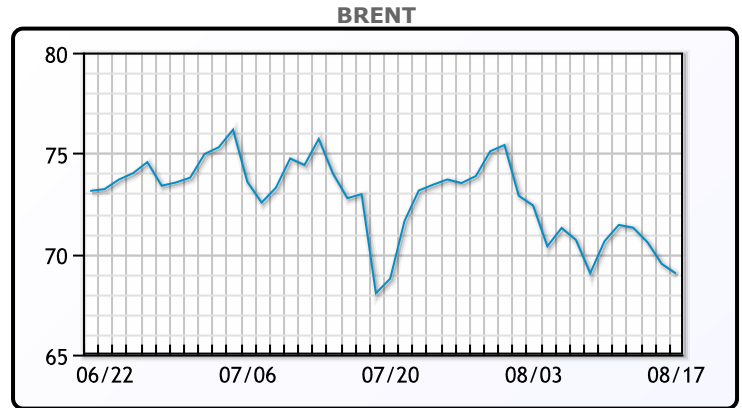
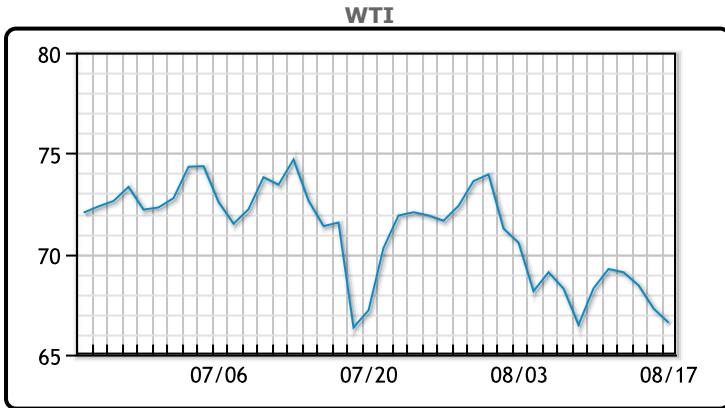
<https://www.pflpetroleum.com>
 1865 Veterans Park Dr. Suite 303
 Naples, Florida 34109
 Phone: 239-390-2885
 Fax: 239-949-0611
 Aug 17, 2021 7:00 PM

Major Energy Futures		
	Settle	Change
Brent	69.03	-0.48
Gas Oil	574.25	-11.25
Natural Gas	3.837	-0.109
RBOB	216.56	-3.53
ULSD	203.61	-1.22
WTI	66.59	-0.7

Market Commentary

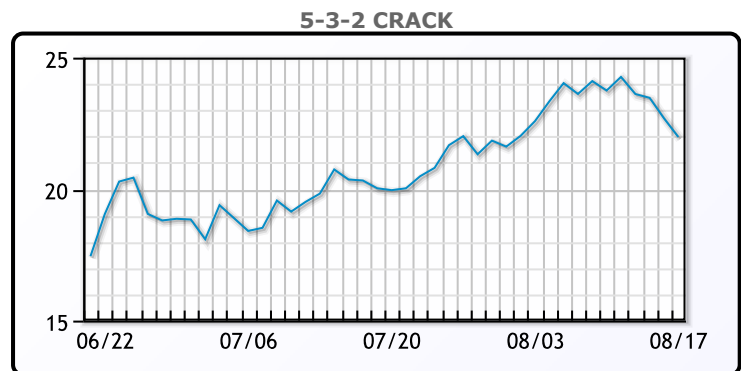
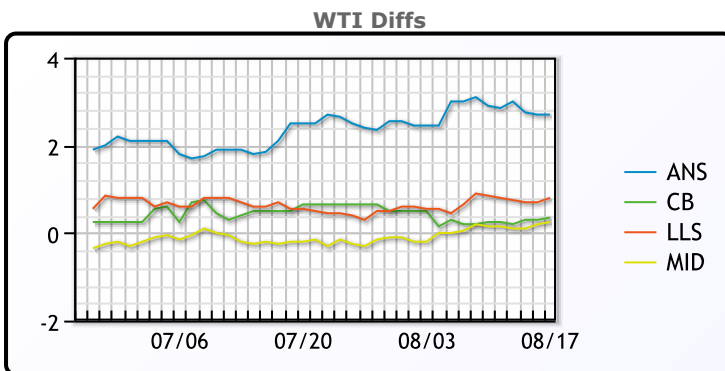
Oil prices continued to weaken today as the USD continues to strengthen and COVID concerns continue. Asian demand is looking bleak as rising COVID cases in Japan and China are causing increased restrictions on movement. "We continue to see \$65 support in WTI, but less forceful rebounds that see sellers pour in earlier," said Craig Erlam, senior market analyst at OANDA. "A move below here would be a significant technical breakout and surely reflect serious concerns about growth in the coming months as Delta (coronavirus variant) causes increasing restrictions around the world." Sources told Reuters yesterday that OPEC + responded to the US request saying there was no need to add additional barrels at this time. WTI traded down \$.70 or -1.04% to close at \$66.59. Brent traded down \$.48 or -.69% to close at \$69.03.

Crude & Product Markets

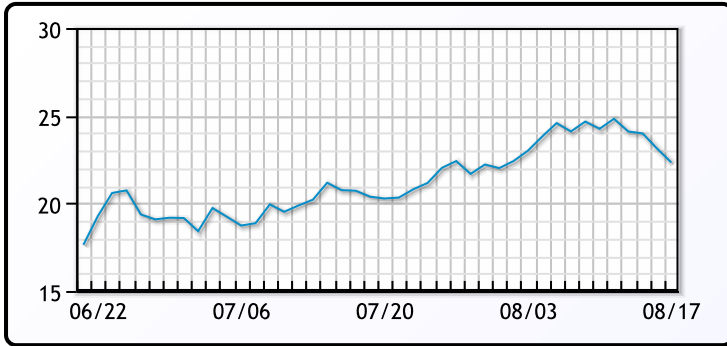


CRUDE			
	Last	Week Ago	Month Ago
ANS	69.29	71.19	74.31
BLS	66.94	68.54	72.46
LLS	67.39	69.14	72.36
Mid	66.84	68.44	71.61
WTI	66.59	68.29	71.81

PRODUCTS			
	Last	Week Ago	Month Ago
Gulf RBOB	209.81	223.04	222.11
Gulf ULSD	197.86	202.15	205.83
NYH RBOB	220.44	231.79	225.21
NYH ULSD	203.31	207.77	211.23
USGC 3%	60.13	60.38	60.38



3-2-1 Crack



Gulf 3-2-1 Crack



NGLs

MB

	Last	Week Ago	Month Ago
Butane	134.25	129	124
IsoButane	135.25	130	127
Natural Gasoline	154.75	159	161.5
Propane	114.5	110.875	110.5

CONWAY

	Last	Week Ago	Month Ago
Butane	133	129	123.5
IsoButane	146	140	141
Natural Gasoline	153.5	158.5	162
Propane	116.75	112.25	108.75

MB NON

	Last	Week Ago	Month Ago
Butane	135.25	130	126
IsoButane	135.25	130	127
Natural Gasoline	154	159.5	161
Propane	113.75	110	110.13

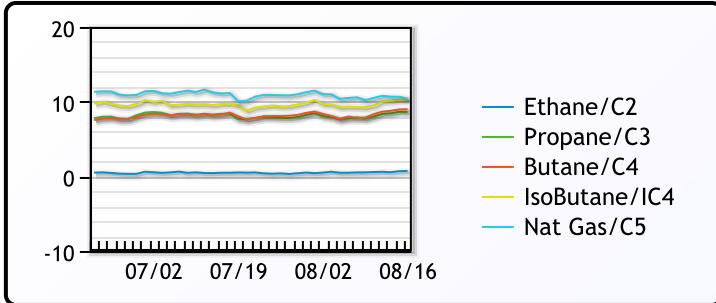
EDMONTON

	Last	Week Ago	Month Ago
Propane	100.25	96.75	88.88

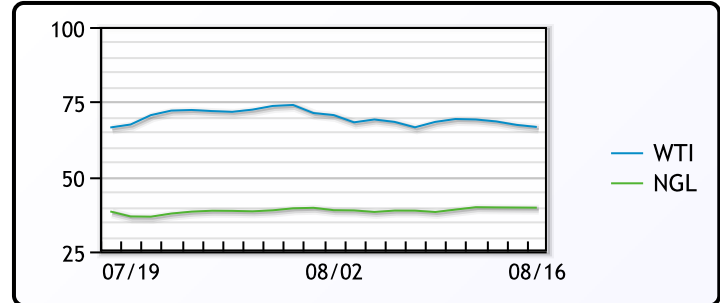
SARNIA

	Last	Week Ago	Month Ago
Propane	128.5	122	124

FRAC SPREAD



WTI vs NGL



FX

	Last	Change
CAD	1.2627	-0.0002
DXY	93.13	0.50199
Gold	1786.44	0.25

RATES

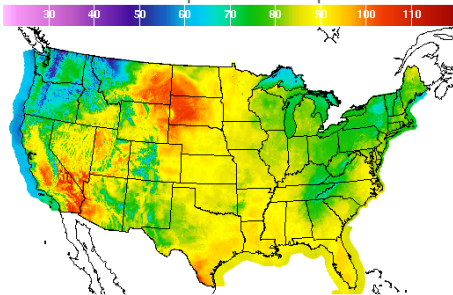
	Last	Change
US 2yr	0.2133	0.0041
US 10yr	1.2617	-0.0033
CAN 10yr	1.154	-0.011

EQUITIES

	Last	Change
Nasdaq	14656.18	-137.58
TSX	1225.72	-5.978
S&P 500	4448.08	-31.63

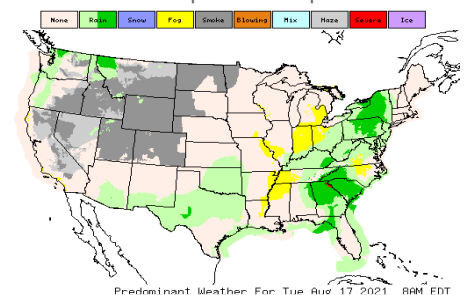
Weather Data

Temperature Map



City	HIGH °F	LOW °F
Calgary	50	47
Conway	93	71
Cushing	86	69
Denver	91	71
Houston	90	78
Mont Belvieu	89	75
Sarnia	78	63
Williston	94	65

Precipitation Map



This report has been prepared by PFL Petroleum Limited personnel for your information only and the views expressed are intended to provide market commentary and are not recommendations. This report is not an offer to sell or a solicitation of any offer to buy any security. The information contained herein has been compiled by PFL from sources believed to be reliable, but no representation or warranty, express or implied, is made by PFL Petroleum Limited, its affiliates or any other person as to its accuracy, completeness or correctness. Copyright 2017 PFL Petroleum Limited. All Rights Reserved