

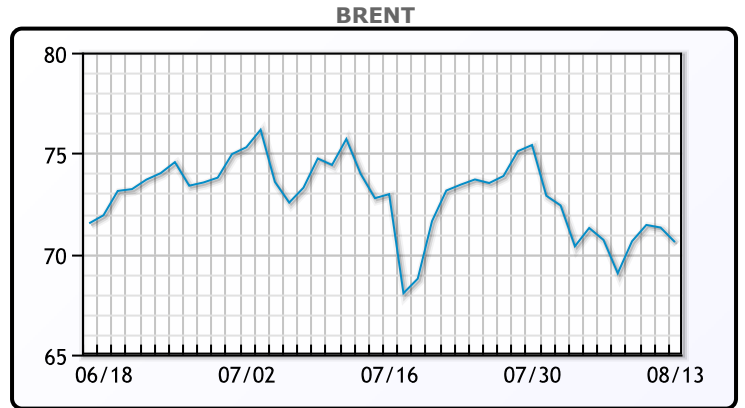
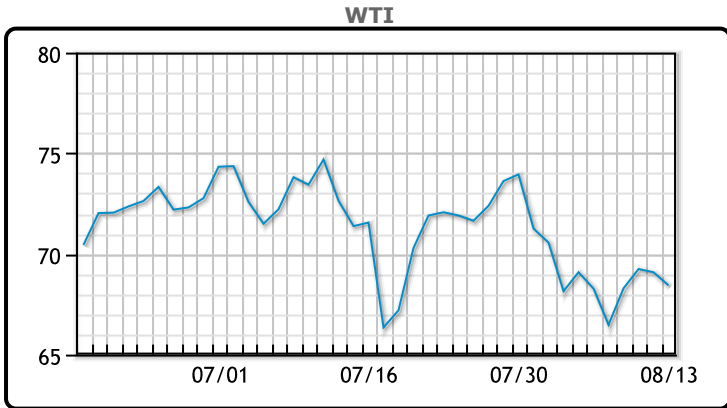


MARKET DAILY

<https://www.pflpetroleum.com>
 1865 Veterans Park Dr. Suite 303
 Naples, Florida 34109
 Phone: 239-390-2885
 Fax: 239-949-0611
 Aug 16, 2021 5:48 PM

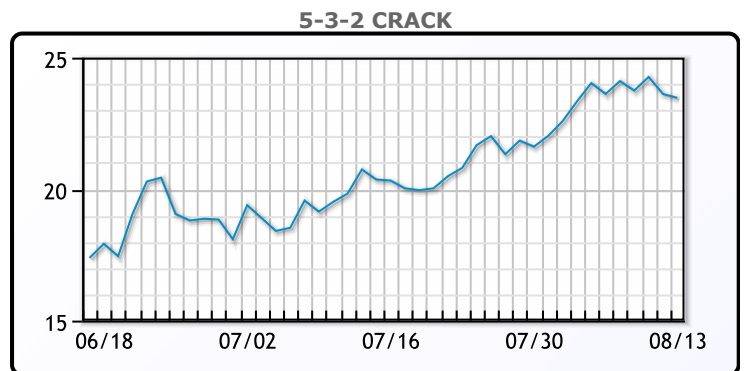
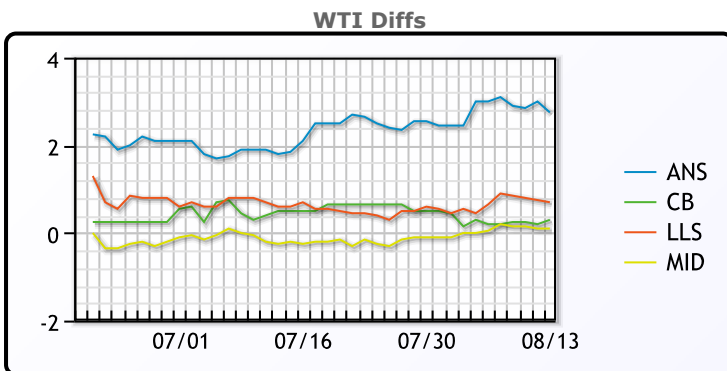
Major Energy Futures		
	Settle	Change
Brent	70.59	-1.05
Gas Oil	582.5	6.25
Natural Gas	3.861	-0.126
RBOB	226.26	-2.68
ULSD	207.79	-0.19
WTI	68.44	-0.65

Crude & Product Markets

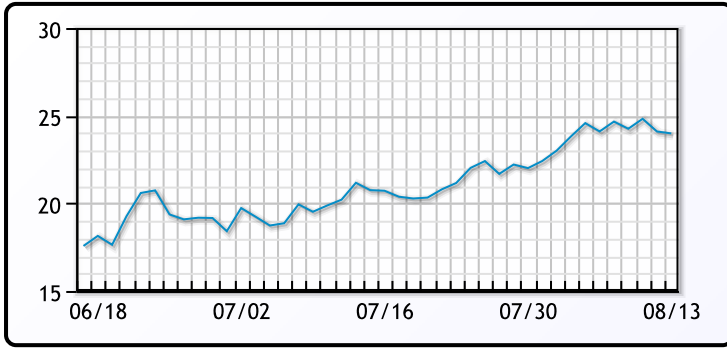


CRUDE			
	Last	Week Ago	Month Ago
ANS	71.19	71.28	77.1
BLS	68.74	68.48	75.75
LLS	69.14	68.93	75.85
Mid	68.54	68.33	75.05
WTI	68.44	68.28	75.25

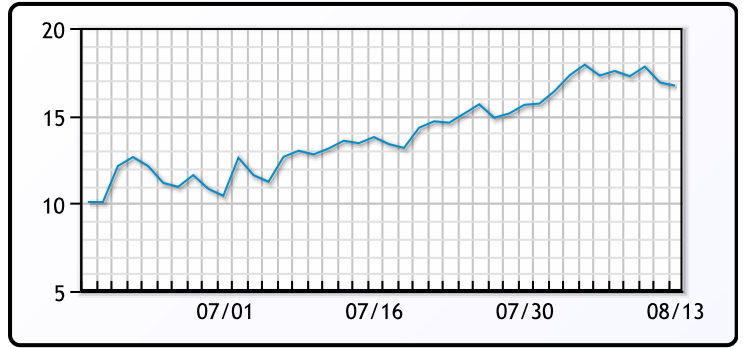
PRODUCTS			
	Last	Week Ago	Month Ago
Gulf RBOB	222.13	225.44	228.71
Gulf ULSD	202.04	202.5	212.87
NYH RBOB	231.01	228.81	231.08
NYH ULSD	207.59	208.07	218.09
USGC 3%	60.13	60.13	63.38



3-2-1 Crack



Gulf 3-2-1 Crack



NGLs

MB

	Last	Week Ago	Month Ago
Butane	132.25	123	124.63
IsoButane	134	127	126.5
Natural Gasoline	158.25	160	166.75
Propane	114.5	109.88	109.75

CONWAY

	Last	Week Ago	Month Ago
Butane	133.25	127.5	121.5
IsoButane	143	141.5	137
Natural Gasoline	154.5	160	166.25
Propane	116.5	110	108

MB NON

	Last	Week Ago	Month Ago
Butane	134.25	128	125.63
IsoButane	134	127	126.5
Natural Gasoline	157.75	159	166
Propane	113.88	109.25	109

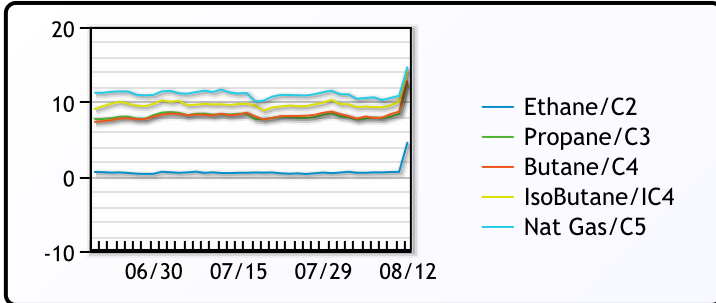
EDMONTON

	Last	Week Ago	Month Ago
Propane	99	93	89.5

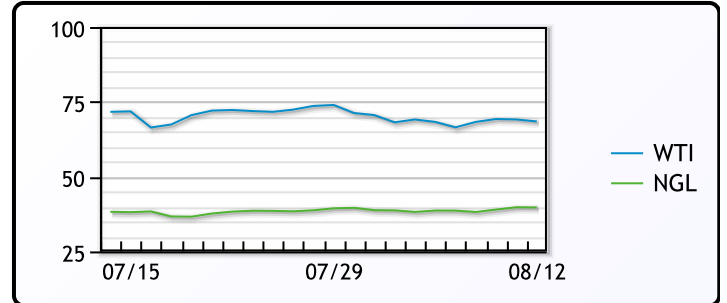
SARNIA

	Last	Week Ago	Month Ago
Propane	128.5	122	124.5

FRAC SPREAD



WTI vs NGL



FX

	Last	Change
CAD	1.2515	-0.0011
DXY	92.523	-0.512
Gold	1779.74	26.84

RATES

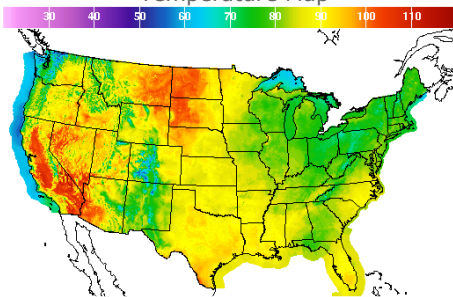
	Last	Change
US 2yr	0.2071	-0.0156
US 10yr	1.2767	-0.0823
CAN 10yr	1.185	-0.07

EQUITIES

	Last	Change
Nasdaq	14822.9	6.64
TSX	1233.09	-0.457
S&P 500	4468	7.17

Weather Data

Temperature Map



City	HIGH °F	LOW °F
Calgary	74	49
Conway	98	76
Cushing	88	68
Denver	91	69
Houston	90	77
Mont Belvieu	87	74
Sarnia	76	57
Williston	101	71

Precipitation Map

