



# MARKET DAILY

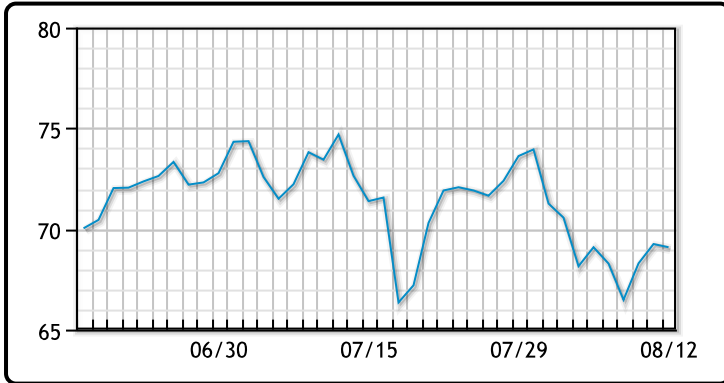
<https://www.pflpetroleum.com>  
 1865 Veterans Park Dr. Suite 303  
 Naples, Florida 34109  
 Phone: 239-390-2885  
 Fax: 239-949-0611  
 Aug 12, 2021 8:16 PM

Major Energy Futures		
	Settle	Change
Brent	71.31	-0.13
Gas Oil	583.5	6.25
Natural Gas	3.933	-0.126
RBOB	227.54	-2.68
ULSD	210.39	-0.19
WTI	69.09	-0.16

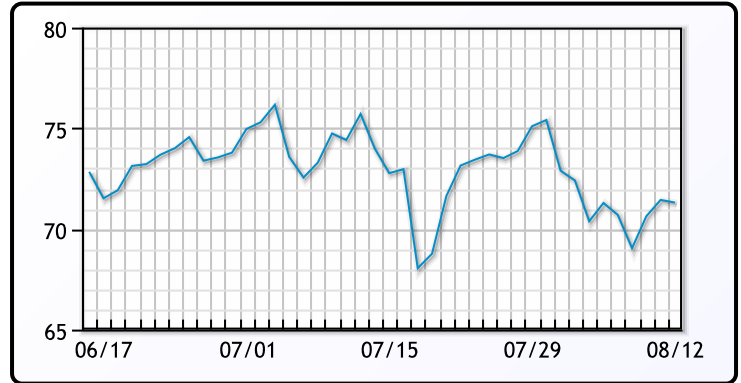
## Market Commentary

## Crude & Product Markets

WTI



BRENT



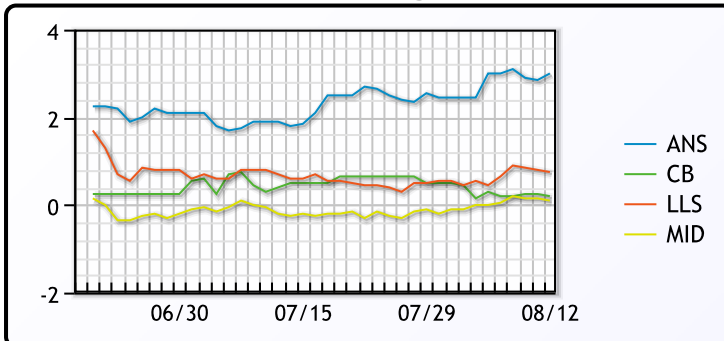
CRUDE

	Last	Week Ago	Month Ago
ANS	72.09	72.09	75.9
BLS	69.29	69.39	74.6
LLS	69.84	69.54	74.7
Mid	69.19	69.09	73.85
WTI	69.09	69.09	74.1

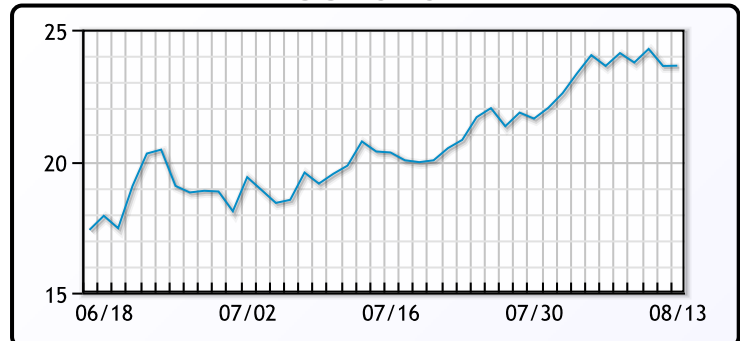
PRODUCTS

	Last	Week Ago	Month Ago
Gulf RBOB	223.04	229.03	224.22
Gulf ULSD	204.49	204.55	209.23
NYH RBOB	231.66	232.43	227.12
NYH ULSD	210.19	210.35	214.85
USGC 3%	60.63	60.13	62.38

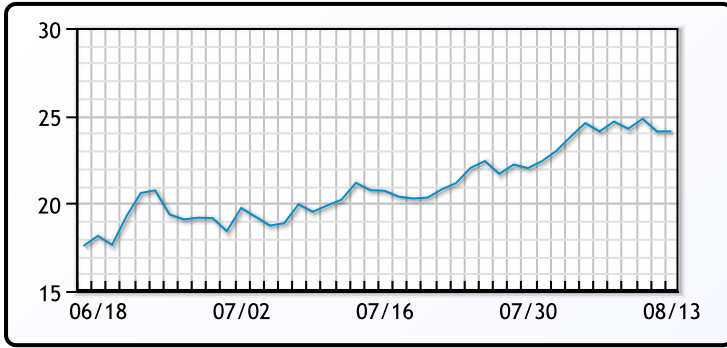
WTI Diffs



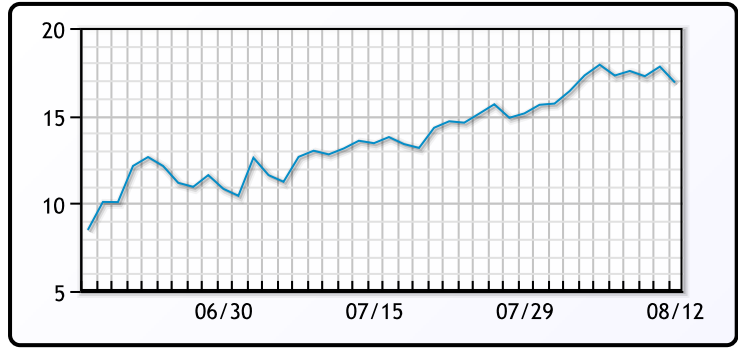
5-3-2 CRACK



**3-2-1 Crack**



**Gulf 3-2-1 Crack**



**NGLs**

**MB**

	Last	Week Ago	Month Ago
Butane	132	125.63	122
IsoButane	134	128	126
Natural Gasoline	160	159.75	163
Propane	114	109	109.25

**CONWAY**

	Last	Week Ago	Month Ago
Butane	133.25	127.38	119.5
IsoButane	143	141.5	134
Natural Gasoline	159	159	163.75
Propane	115.38	110	107.38

**MB NON**

	Last	Week Ago	Month Ago
Butane	134	127.63	124
IsoButane	134	128	126
Natural Gasoline	159.5	158.75	163
Propane	113.5	108.25	109

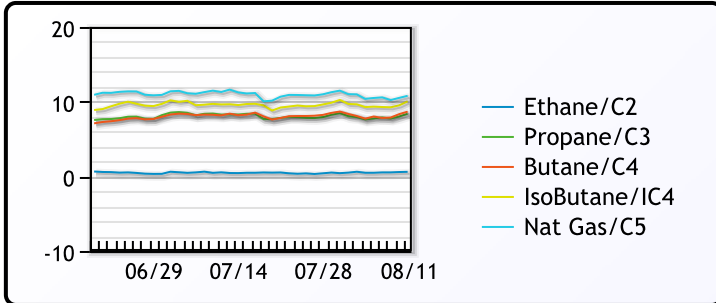
**EDMONTON**

	Last	Week Ago	Month Ago
Propane	97.88	89.5	88.88

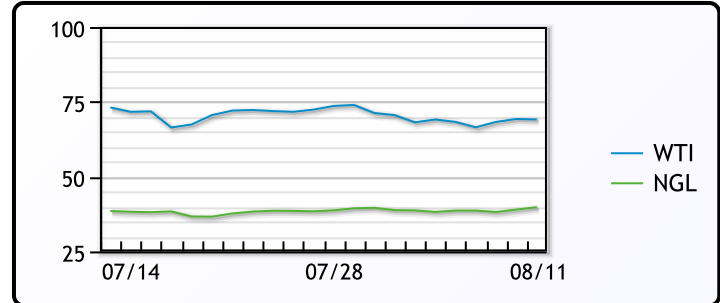
**SARNIA**

	Last	Week Ago	Month Ago
Propane	128.5	122	124.5

**FRAC SPREAD**



**WTI vs NGL**



**FX**

	Last	Change
CAD	1.2522	-0.0004
DXY	92.984	-0.051
Gold	1752.95	0.05

**RATES**

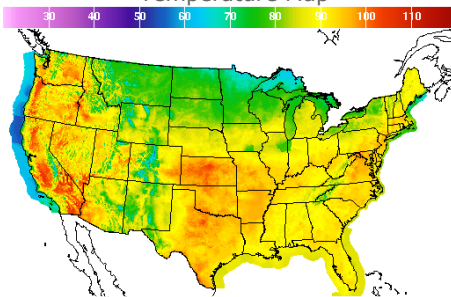
	Last	Change
US 2yr	0.2247	0.002
US 10yr	1.359	0
CAN 10yr	1.255	-0.008

**EQUITIES**

	Last	Change
Nasdaq	14816.26	51.13
TSX	1233.55	-2.024
S&P 500	4460.83	13.13

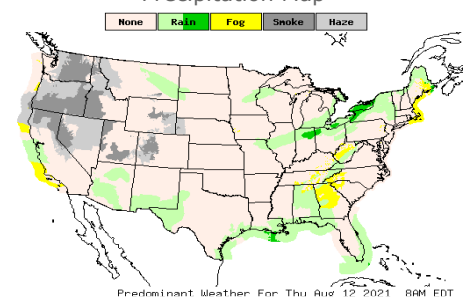
**Weather Data**

**Temperature Map**



City	HIGH °F	LOW °F
Calgary	78	50
Conway	72	57
Cushing	96	80
Denver	86	73
Houston	95	80
Mont Belvieu	90	78
Sarnia	83	68
Williston	76	56

**Precipitation Map**



This report has been prepared by PFL Petroleum Limited personnel for your information only and the views expressed are intended to provide market commentary and are not recommendations. This report is not an offer to sell or a solicitation of any offer to buy any security. The information contained herein has been compiled by PFL from sources believed to be reliable, but no representation or warranty, express or implied, is made by PFL Petroleum Limited, its affiliates or any other person as to its accuracy, completeness or correctness. Copyright 2017 PFL Petroleum Limited. All Rights Reserved