



MARKET DAILY

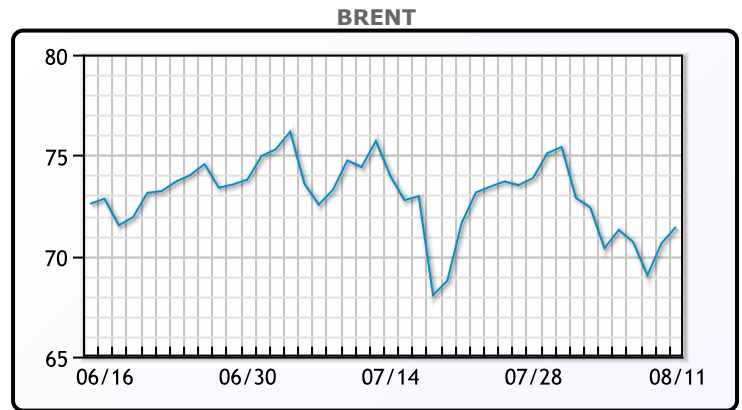
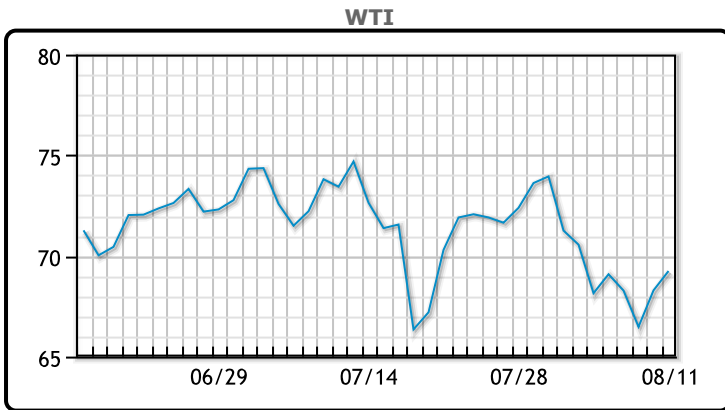
<https://www.pflpetroleum.com>
 1865 Veterans Park Dr. Suite 303
 Naples, Florida 34109
 Phone: 239-390-2885
 Fax: 239-949-0611
 Aug 11, 2021 6:13 PM

Major Energy Futures		
	Settle	Change
Brent	71.44	0.81
Gas Oil	575.5	17.5
Natural Gas	4.059	-0.03
RBOB	230.22	3.43
ULSD	210.58	2.56
WTI	69.25	0.96

Market Commentary

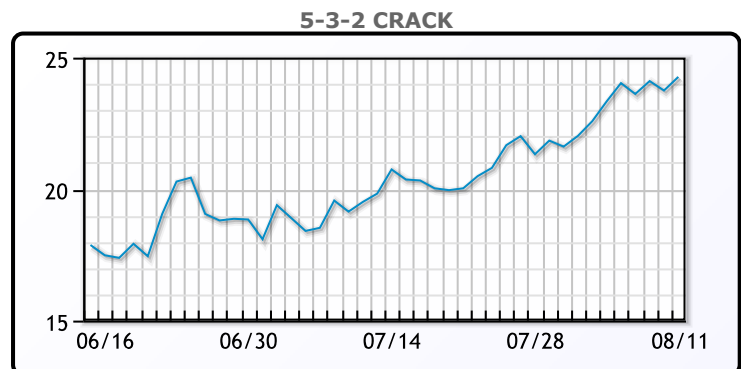
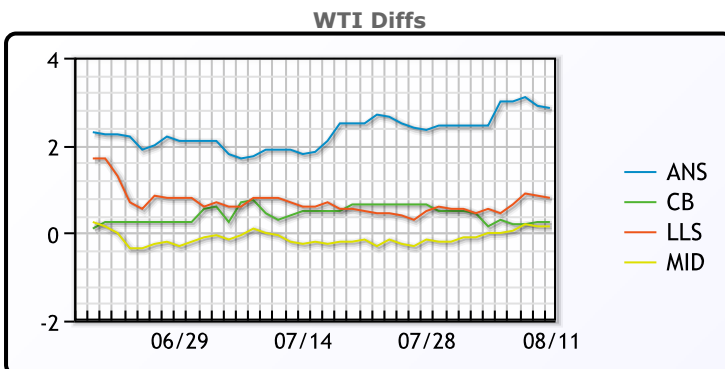
Oil prices traded up today, after initially tanking earlier in the session as the White House announced they were calling on OPEC and its partners to boost production. Prices were buoyed by strong EIA data showing a drop in crude inventories as well as gasoline inventories, which are now at their lowest since November. Crude oil inventories had a decline of 400K/bbls, lower than the forecasted drop of -1.27MM/bbls. Gasoline inventories fell by 1.4MM/bbls, about on par with the forecasted drop of -1.66MM/bbls. Distillate inventories increased by 1.8MM/bbls, vs a forecasted drop of -472K/bbls. "We did see a fairly decent setback in overall product demand. That's the point in today's report that could cause the most concern considering the backdrop of the Delta variant and overall uncertainty," said Tony Headrick, energy market analyst at CHS Hedging. WTI traded up \$.96 or 1.41% to close at \$69.25. Brent traded up \$.81 or 1.15% to close at \$71.44.

Crude & Product Markets

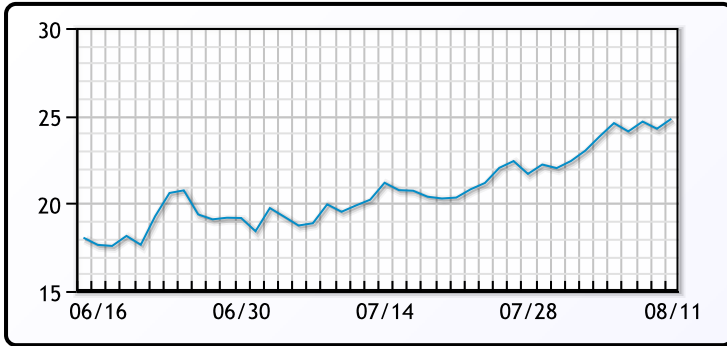


CRUDE			
	Last	Week Ago	Month Ago
ANS	72.1	70.6	76.46
BLS	69.5	68.3	74.96
LLS	70.05	68.7	75.26
Mid	69.4	68.15	74.36
WTI	69.25	68.15	74.56

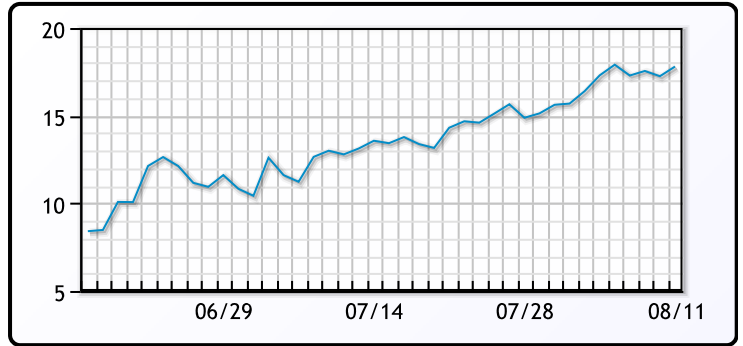
PRODUCTS			
	Last	Week Ago	Month Ago
Gulf RBOB	226.27	224.5	225.57
Gulf ULSD	204.83	201.46	209.62
NYH RBOB	235.09	227.75	228.85
NYH ULSD	210.38	207.16	215.4
USGC 3%	61.13	58.63	62.13



3-2-1 Crack



Gulf 3-2-1 Crack



NGLs

MB

	Last	Week Ago	Month Ago
Butane	132	125	124.25
IsoButane	133	127.25	127.25
Natural Gasoline	161.5	158.25	165.13
Propane	113.375	108	110.625

CONWAY

	Last	Week Ago	Month Ago
Butane	130.75	126.25	121
IsoButane	140.25	138.5	136
Natural Gasoline	160	157.75	166
Propane	115	108	109.375

MB NON

	Last	Week Ago	Month Ago
Butane	133	127	125.25
IsoButane	133	127.25	127.25
Natural Gasoline	161	157.5	164.5
Propane	113.13	107.25	110.5

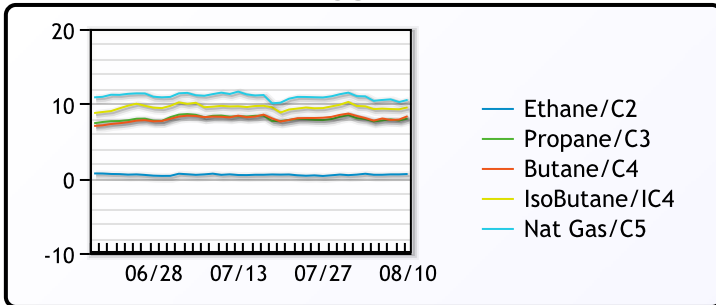
EDMONTON

	Last	Week Ago	Month Ago
Propane	97.38	88	89.5

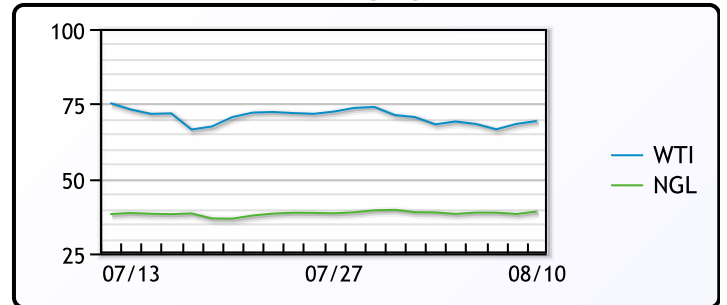
SARNIA

	Last	Week Ago	Month Ago
Propane	128.5	119	124.5

FRAC SPREAD



WTI vs NGL



FX

	Last	Change
CAD	1.2505	0.0001
DXY	92.899	-0.15601
Gold	1751.65	-0.05

RATES

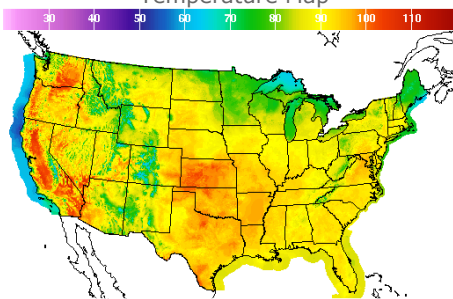
	Last	Change
US 2yr	0.2186	-0.0197
US 10yr	1.3303	-0.0187
CAN 10yr	1.263	-0.009

EQUITIES

	Last	Change
Nasdaq	14765.13	-22.96
TSX	1235.57	2.201
S&P 500	4447.7	10.95

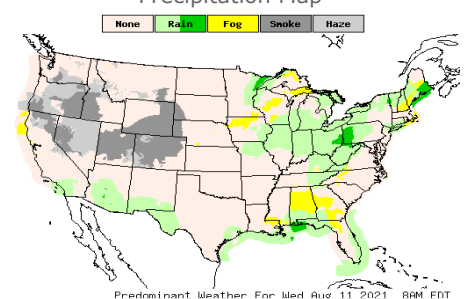
Weather Data

Temperature Map



City	HIGH °F	LOW °F
Calgary	70	54
Conway	80	58
Cushing	94	79
Denver	94	72
Houston	93	80
Mont Belvieu	90	79
Sarnia	85	70
Williston	85	53

Precipitation Map



This report has been prepared by PFL Petroleum Limited personnel for your information only and the views expressed are intended to provide market commentary and are not recommendations. This report is not an offer to sell or a solicitation of any offer to buy any security. The information contained herein has been compiled by PFL from sources believed to be reliable, but no representation or warranty, express or implied, is made by PFL Petroleum Limited, its affiliates or any other person as to its accuracy, completeness or correctness. Copyright 2017 PFL Petroleum Limited. All Rights Reserved