



MARKET DAILY

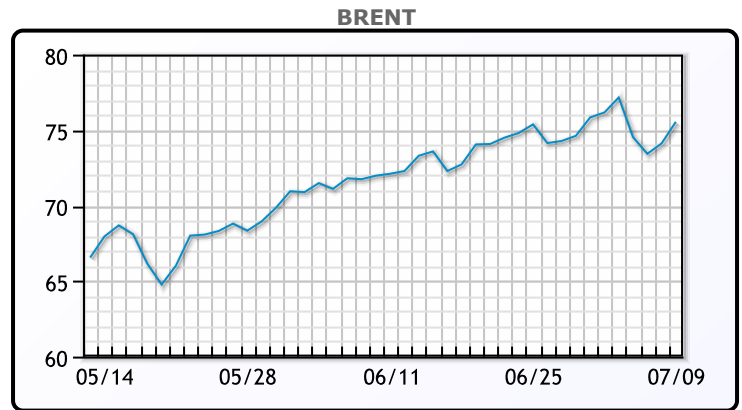
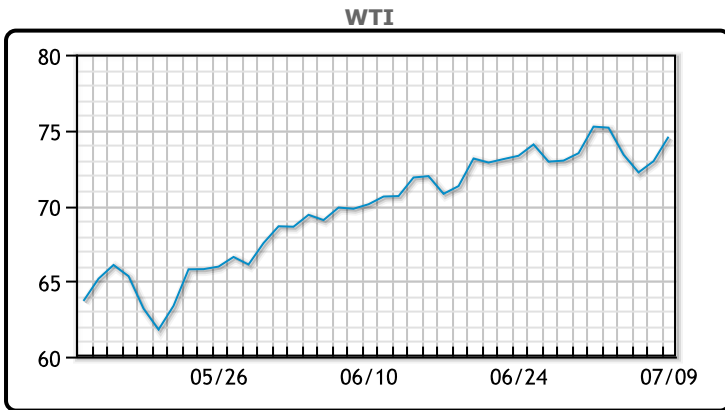
<https://www.pflpetroleum.com>
 1865 Veterans Park Dr. Suite 303
 Naples, Florida 34109
 Phone: 239-390-2885
 Fax: 239-949-0611
 Jul 9, 2021 6:03 PM

Major Energy Futures		
	Settle	Change
Brent	75.55	1.46
Gas Oil	610	6.75
Natural Gas	3.674	0.092
RBOB	229.2	4.92
ULSD	215.52	3.13
WTI	74.56	1.62

Market Commentary

Oil prices had another strong session, continuing to bounce off of lows, buoyed by yesterday's solid inventory draw. "A bullish EIA stock report helped the oil market rebound into the black," said Stephen Brennock of oil broker PVM. "Clearly, U.S. oil markets are tight. However ... the only way to prevent further losses is for the threat of an OPEC+ price war to be contained," he added. Russia is still trying to mediate in efforts to bring both parties back to the table, and the US has stepped in to state their concerns. The global spread of the Delta coronavirus variant and worries it could stall a worldwide economic recovery is also weighing on oil prices. WTI traded up \$1.62 or 2.22% to close at \$74.56. Brent traded up \$1.46 or 1.97% to close at \$75.58.

Crude & Product Markets

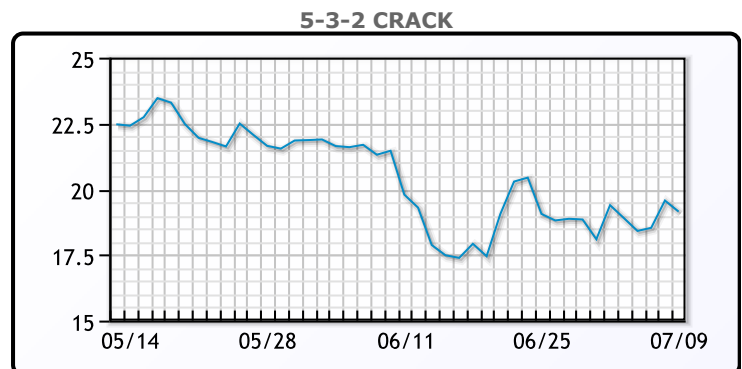
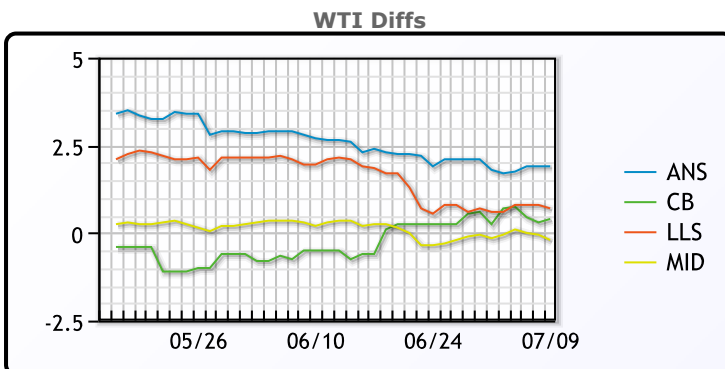


CRUDE

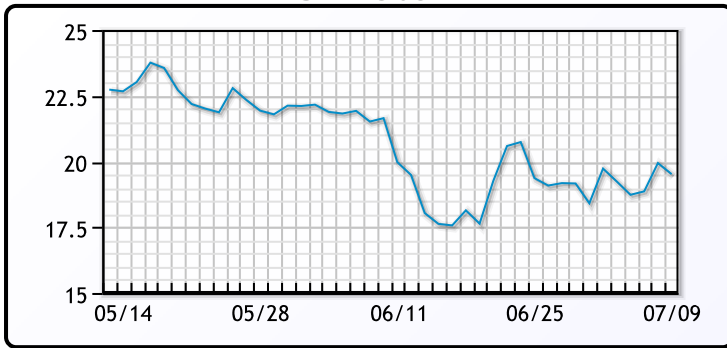
	Last	Week Ago	Month Ago
ANS	76.46	76.86	72.61
BLS	74.96	75.86	69.46
LLS	75.26	75.76	72.06
Mid	74.36	75.11	70.26
WTI	74.56	75.16	69.96

PRODUCTS

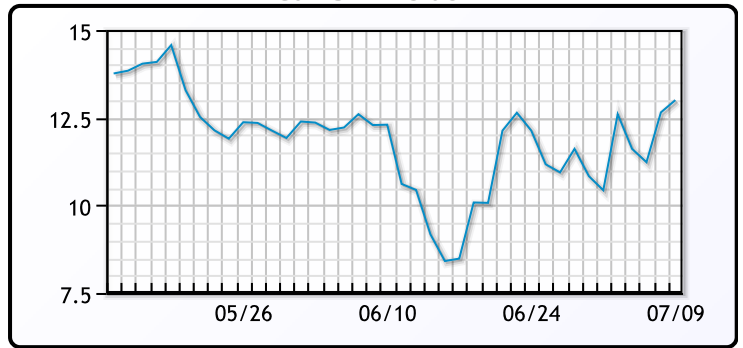
	Last	Week Ago	Month Ago
Gulf RBOB	225.57	225.48	215.25
Gulf ULSD	209.62	212.21	207.82
NYH RBOB	228.85	229.23	219.65
NYH ULSD	215.4	217.79	213.1
USGC 3%	62.13	63.88	59.88



3-2-1 Crack



Gulf 3-2-1 Crack



NGLs

MB

	Last	Week Ago	Month Ago
Butane	123	123.75	102.75
IsoButane	126.88	128.75	112.25
Natural Gasoline	165.13	164	151.75
Propane	110.63	111.75	94.25

CONWAY

	Last	Week Ago	Month Ago
Butane	120.25	123	105.5
IsoButane	135.63	133	118.5
Natural Gasoline	166	165	153.5
Propane	108	110.75	92.75

MB NON

	Last	Week Ago	Month Ago
Butane	125	126.63	111.75
IsoButane	126.88	128.75	112.25
Natural Gasoline	164.38	164	152.63
Propane	110.5	111.38	93.5

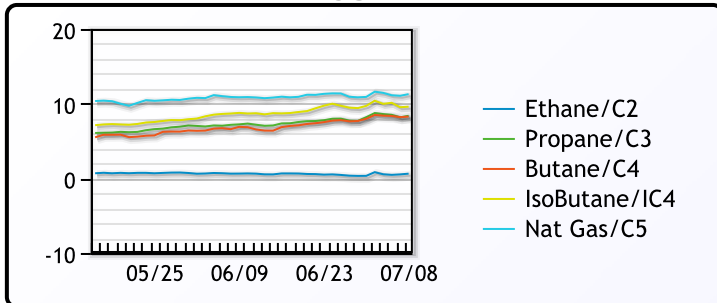
EDMONTON

	Last	Week Ago	Month Ago
Propane	89.5	92.25	70.75

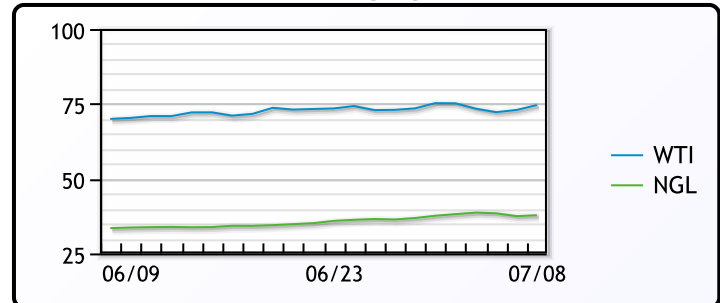
SARNIA

	Last	Week Ago	Month Ago
Propane	124.5	121.75	105

FRAC SPREAD



WTI vs NGL



FX

	Last	Change
CAD	1.2447	-0.0087
DXY	92.102	-0.31501
Gold	1808.32	5.49

RATES

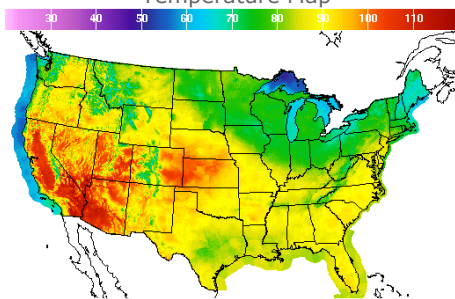
	Last	Change
US 2yr	0.2126	0.0182
US 10yr	1.3595	0.0667
CAN 10yr	1.327	0.062

EQUITIES

	Last	Change
Nasdaq	14701.92	142.13
TSX	1214.79	11.974
S&P 500	4369.55	48.73

Weather Data

Temperature Map



City	HIGH °F	LOW °F
Calgary	81	55
Conway	81	55
Cushing	89	72
Denver	94	73
Houston	76	72
Mont Belvieu	75	73
Sarnia	66	56
Williston	80	60

Precipitation Map

