



MARKET DAILY

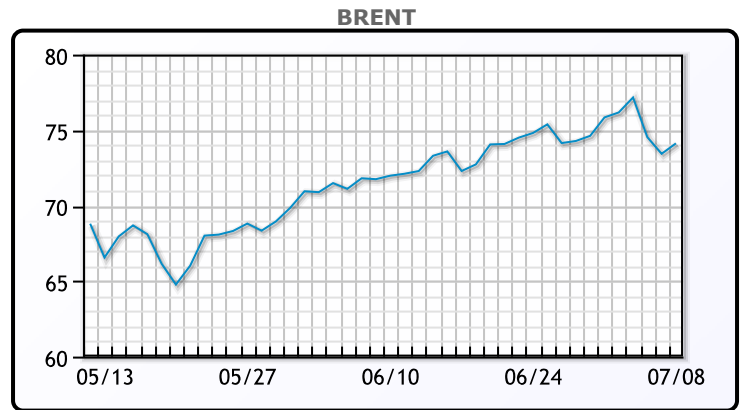
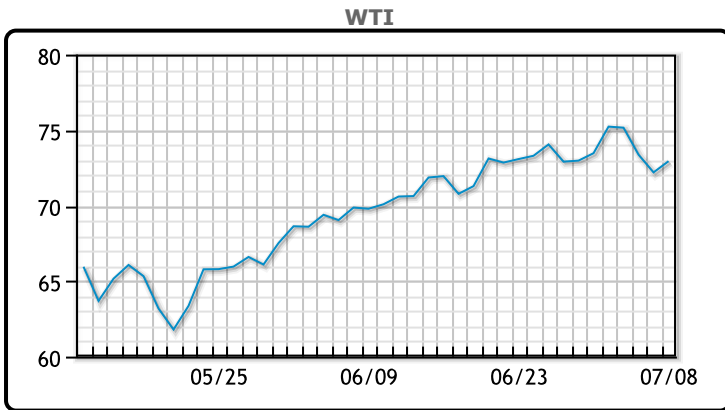
<https://www.pflpetroleum.com>
 1865 Veterans Park Dr. Suite 303
 Naples, Florida 34109
 Phone: 239-390-2885
 Fax: 239-949-0611
 Jul 8, 2021 5:58 PM

Major Energy Futures		
	Settle	Change
Brent	74.12	0.92
Gas Oil	592.25	-13.25
Natural Gas	3.688	-0.041
RBOB	225.52	-2.22
ULSD	212.04	-1.58
WTI	72.94	0.74

Market Commentary

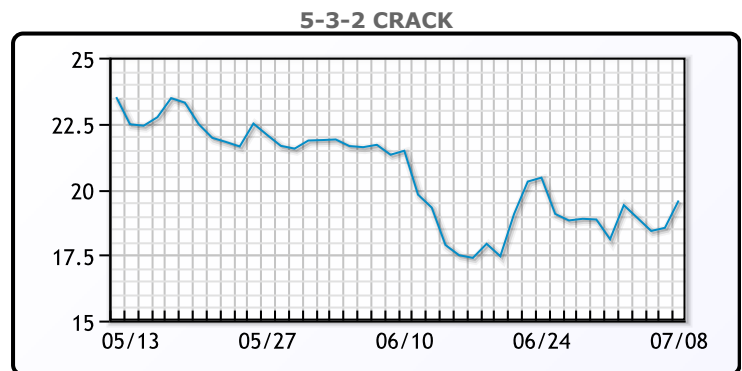
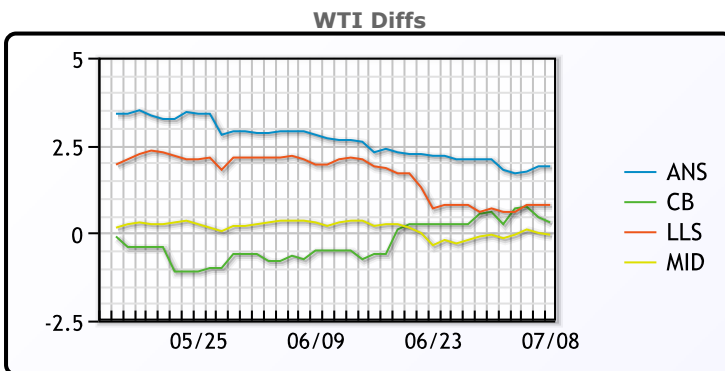
Oil prices were stronger today, rebounding from the last two sessions on the back of a bullish EIA report. Crude inventories fell by 6.87MM/bbls last week, vs a forecasted draw of about 4MM/bbls. Gasoline inventories fell by 6.08MM/bbls, vs a forecasted draw -2.18MM/bbls. Distillate inventories had a build of 1.62MM/bbls, smaller than the expected build of 171K. Refinery utilization decreased slightly, by -.07%. "The report is bullish, there's no doubt," said Tony Headrick, energy market analyst at CHS Hedging. "We did see a very large increase in total gasoline supplied, which would have led up to the Friday before the Fourth of July weekend." WTI traded up \$.74 or 1.02% to close at \$72.94. Brent traded up \$.92 or 1.25% to close at \$74.35.

Crude & Product Markets

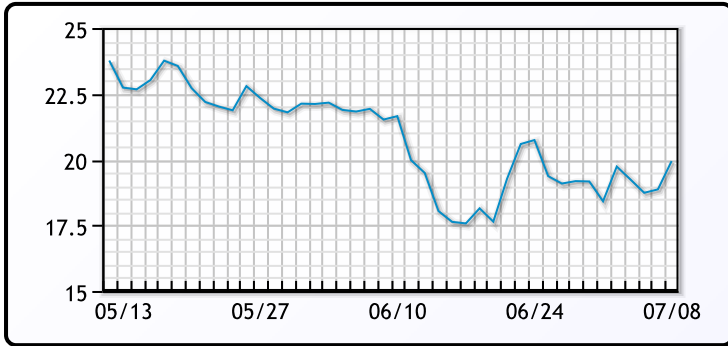


CRUDE			
	Last	Week Ago	Month Ago
ANS	74.84	77.03	72.75
BLS	73.24	75.48	69.55
LLS	73.74	75.83	72
Mid	72.89	75.08	70.25
WTI	72.94	75.23	70.05

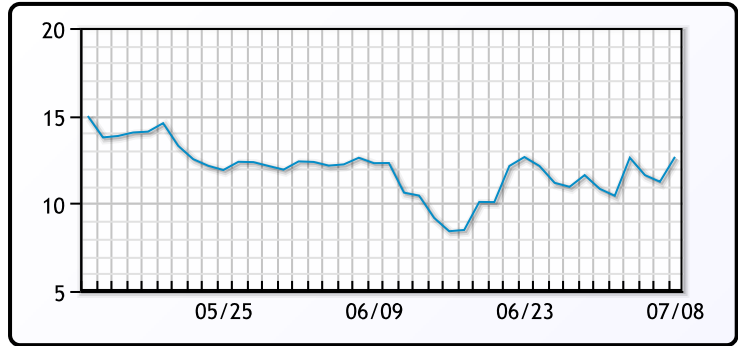
PRODUCTS			
	Last	Week Ago	Month Ago
Gulf RBOB	221.77	222.26	217.53
Gulf ULSD	206.51	210.02	208.45
NYH RBOB	224.4	226.01	221.28
NYH ULSD	211.79	215.62	213.63
USGC 3%	60.88	64.38	60.13



3-2-1 Crack



Gulf 3-2-1 Crack



NGLs

MB

	Last	Week Ago	Month Ago
Butane	121.25	121.25	99.75
IsoButane	124	129.5	111.5
Natural Gasoline	160.88	162	152.25
Propane	108.63	110	93.75

CONWAY

	Last	Week Ago	Month Ago
Butane	119	121.5	103.5
IsoButane	133	133	119.75
Natural Gasoline	161.5	163.5	152.75
Propane	107	108.75	91

MB NON

	Last	Week Ago	Month Ago
Butane	123.25	125.5	111.5
IsoButane	124	129.5	111.5
Natural Gasoline	160.38	162	152.63
Propane	108.38	110	93.25

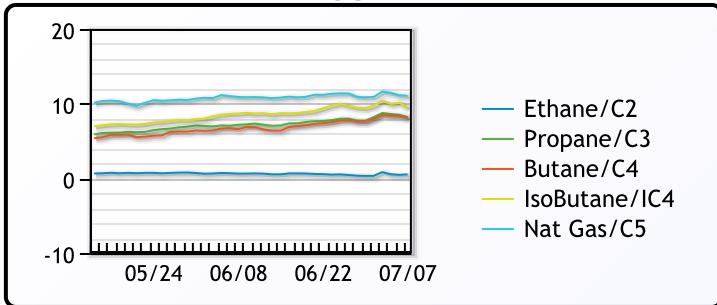
EDMONTON

	Last	Week Ago	Month Ago
Propane	88.5	90.5	68.5

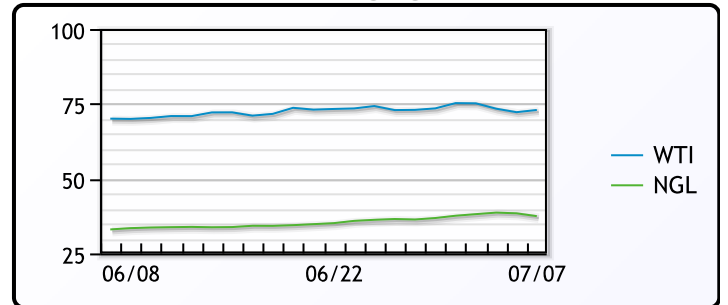
SARNIA

	Last	Week Ago	Month Ago
Propane	121.75	121.75	97.88

FRAC SPREAD



WTI vs NGL



FX

	Last	Change
CAD	1.2531	-0.0003
DXY	92.364	-0.28
Gold	1802.86	0.03

RATES

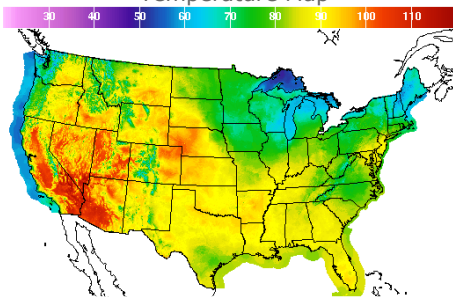
	Last	Change
US 2yr	0.1944	-0.0197
US 10yr	1.2928	-0.0235
CAN 10yr	1.265	-0.033

EQUITIES

	Last	Change
Nasdaq	14559.79	-105.27
TSX	1202.82	-15.849
S&P 500	4320.82	-37.31

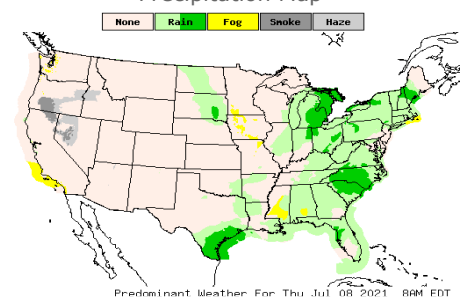
Weather Data

Temperature Map



City	HIGH °F	LOW °F
Calgary	78	53
Conway	77	52
Cushing	91	69
Denver	96	69
Houston	78	74
Mont Belvieu	80	74
Sarnia	73	57
Williston	87	62

Precipitation Map



This report has been prepared by PFL Petroleum Limited personnel for your information only and the views expressed are intended to provide market commentary and are not recommendations. This report is not an offer to sell or a solicitation of any offer to buy any security. The information contained herein has been compiled by PFL from sources believed to be reliable, but no representation or warranty, express or implied, is made by PFL Petroleum Limited, its affiliates or any other person as to its accuracy, completeness or correctness. Copyright 2017 PFL Petroleum Limited. All Rights Reserved