



MARKET DAILY

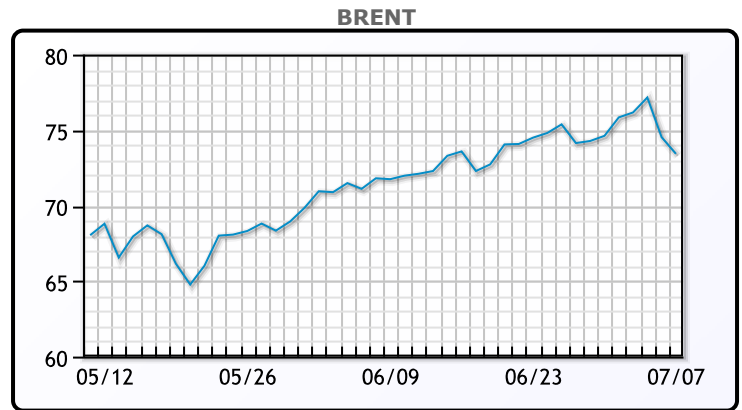
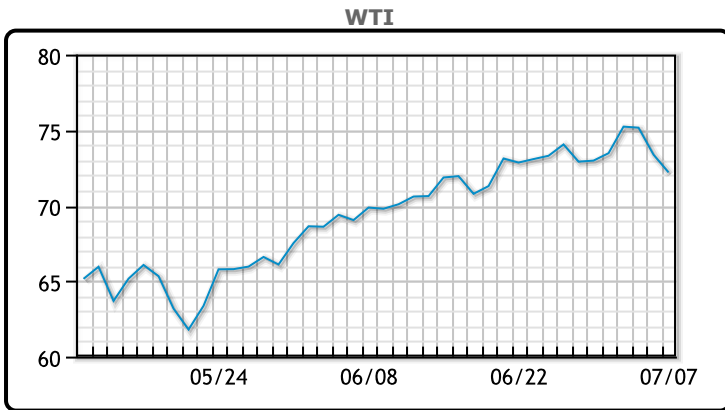
<https://www.pflpetroleum.com>
 1865 Veterans Park Dr. Suite 303
 Naples, Florida 34109
 Phone: 239-390-2885
 Fax: 239-949-0611
 Jul 7, 2021 6:01 PM

Major Energy Futures		
	Settle	Change
Brent	73.43	-1.14
Gas Oil	585.5	-16.75
Natural Gas	3.596	-0.063
RBOB	220.6	-7.16
ULSD	208.91	-7.42
WTI	72.2	0

Market Commentary

Oil prices continued to tumble today, in another volatile session as the market tries to make sense of the OPEC+ situation. Investors are having trouble getting a signal from the major producers and OPEC+ risk is now back in play after roughly a year a pretty smooth sailing. The WSJ reported that the UAE wants to pump and sell as much oil as possible now while demand is strong, and use the proceeds to help diversify its economy. They say this is the main cause of dissent in the group. For now, 6MM/bpd of current production cuts remain in effect. "There's a growing sense that the OPEC disarray isn't necessarily bullish for prices after all because the real risk is the whole thing falls apart, becomes a free for all, and a lot more oil potentially gets put on the market," John Kilduff, partner at Again Capital in New York. WTI traded down \$1.17 or -1.59% to close at \$72.20. Brent traded down \$1.14 or -3.02% to close at \$73.39.

Crude & Product Markets

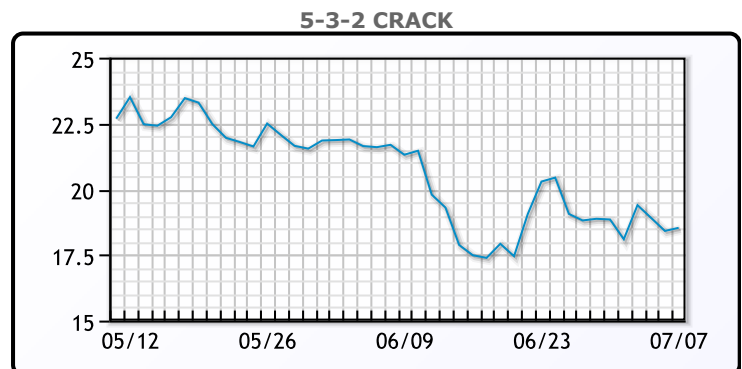
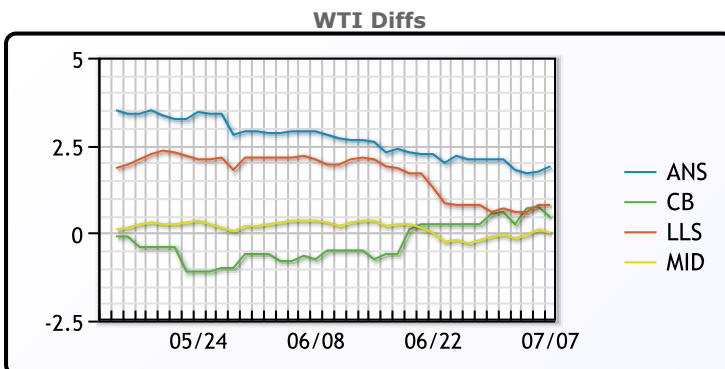


CRUDE

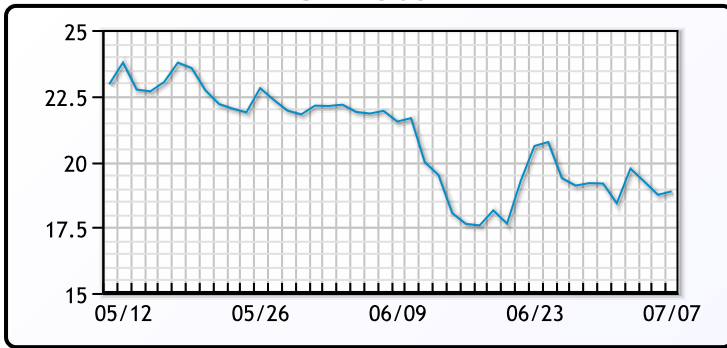
	Last	Week Ago	Month Ago
ANS	74.1	75.57	72.03
BLS	72.65	74.07	68.73
LLS	73	74.17	71.18
Mid	72.2	73.42	69.53
WTI	72.2	73.47	69.23

PRODUCTS

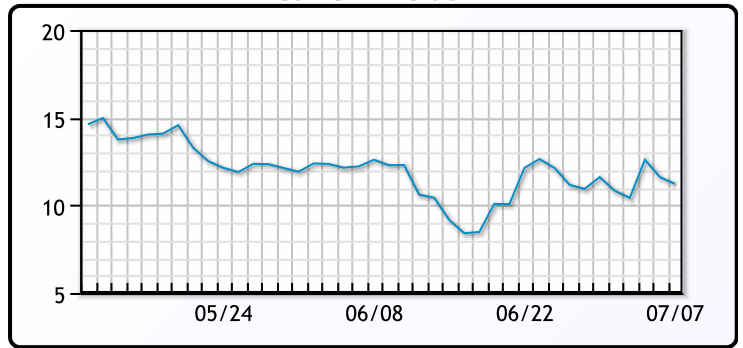
	Last	Week Ago	Month Ago
Gulf RBOB	216.47	219.06	213.94
Gulf ULSD	203.31	207.38	206.56
NYH RBOB	219.38	223.31	218.81
NYH ULSD	208.79	214.18	211.69
USGC 3%	59.38	63.88	59.63



3-2-1 Crack



Gulf 3-2-1 Crack



NGLs

MB

	Last	Week Ago	Month Ago
Butane	122.25	120	102.75
IsoButane	125.25	127	110
Natural Gasoline	159.25	159	152
Propane	107.125	109	91.5

CONWAY

	Last	Week Ago	Month Ago
Butane	119.5	119	102
IsoButane	138	133	118
Natural Gasoline	160	159.5	152.25
Propane	106	107	89

MB NON

	Last	Week Ago	Month Ago
Butane	123.25	124.5	108.75
IsoButane	125.25	127	110
Natural Gasoline	158.5	158.5	152.25
Propane	107.13	108.5	91.13

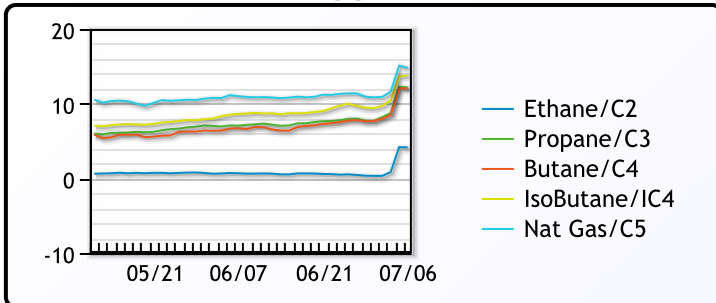
EDMONTON

	Last	Week Ago	Month Ago
Propane	88.88	89	66.75

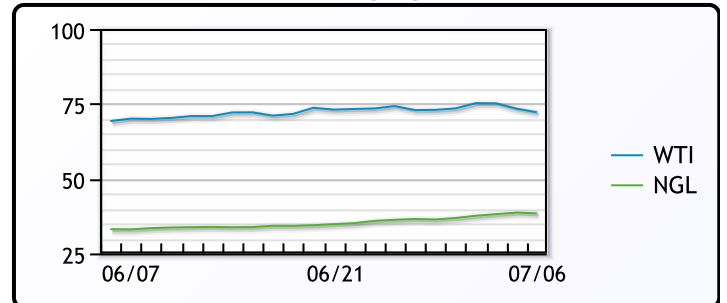
SARNIA

	Last	Week Ago	Month Ago
Propane	121.75	121.75	97.88

FRAC SPREAD



WTI vs NGL



FX

	Last	Change
CAD	1.2482	0.0001
DXY	92.71	0.16399
Gold	1803.77	0.14

RATES

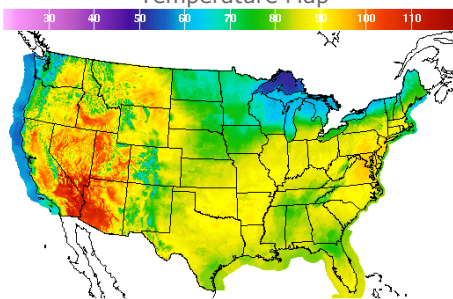
	Last	Change
US 2yr	0.2141	-0.0038
US 10yr	1.3163	-0.0318
CAN 10yr	1.298	-0.018

EQUITIES

	Last	Change
Nasdaq	14665.06	1.42
TSX	1218.67	0.87
S&P 500	4358.13	14.59

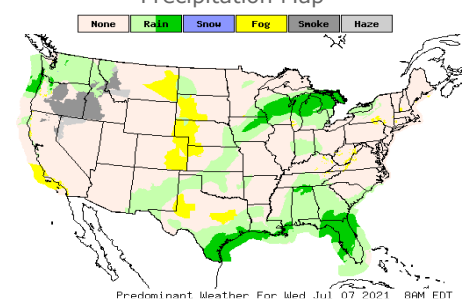
Weather Data

Temperature Map



City	HIGH °F	LOW °F
Calgary	77	53
Conway	70	47
Cushing	85	70
Denver	89	65
Houston	84	73
Mont Belvieu	85	73
Sarnia	70	64
Williston	79	53

Precipitation Map



This report has been prepared by PFL Petroleum Limited personnel for your information only and the views expressed are intended to provide market commentary and are not recommendations. This report is not an offer to sell or a solicitation of any offer to buy any security. The information contained herein has been compiled by PFL from sources believed to be reliable, but no representation or warranty, express or implied, is made by PFL Petroleum Limited, its affiliates or any other person as to its accuracy, completeness or correctness. Copyright 2017 PFL Petroleum Limited. All Rights Reserved