



MARKET DAILY

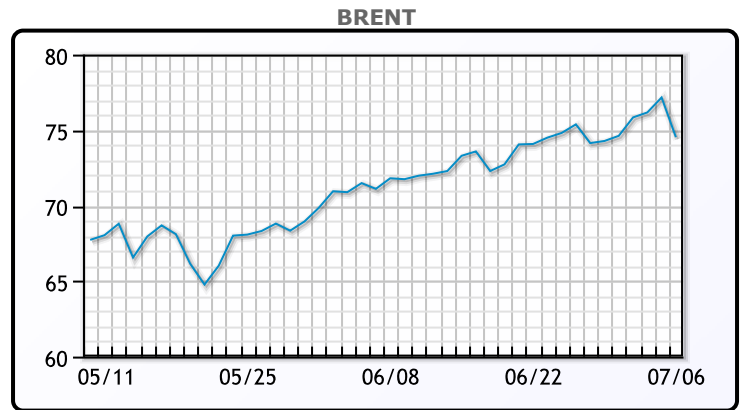
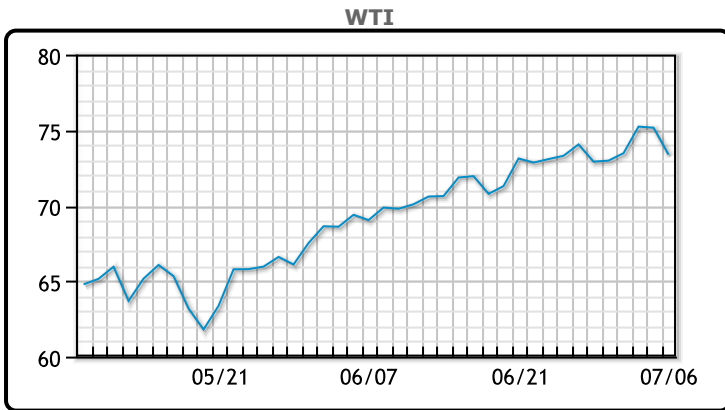
<https://www.pflpetroleum.com>
 1865 Veterans Park Dr. Suite 303
 Naples, Florida 34109
 Phone: 239-390-2885
 Fax: 239-949-0611
 Jul 6, 2021 4:52 PM

Major Energy Futures		
	Settle	Change
Brent	74.53	-2.33
Gas Oil	598.75	4.25
Natural Gas	3.637	0.039
RBOB	222.82	3.22
ULSD	210.49	2.29
WTI	73.37	0

Market Commentary

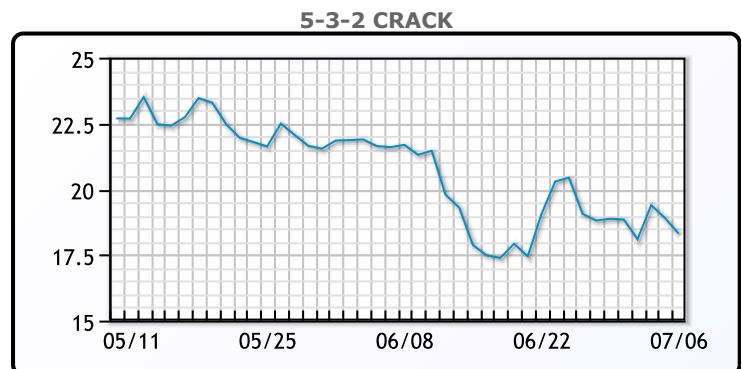
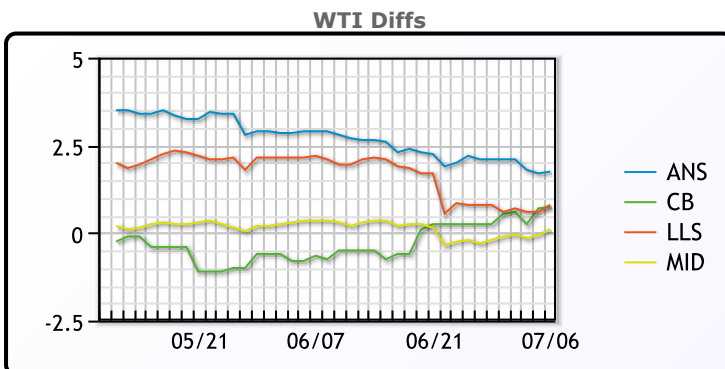
Oil prices closed lower for the day as tensions are emerging within OPEC+. Saudi Arabia and the UAE were unable to come to terms on supply, dissolving the discussions on production increases and initially leading the market to trade higher. However the market later traded down, as the focus shifted more to the possibility that this will lead to increased supply from national producers. "The market is concerned that the UAE will step in and unilaterally add barrels and other people in OPEC will follow suit," said Bob Yawger, director of energy futures at Mizuho. OPEC+ was widely expected to agree to gradually raise production. This added uncertainty could lead to volatility in the short term though the group will likely step back in and agree to reconvene if prices slip to far.

Crude & Product Markets

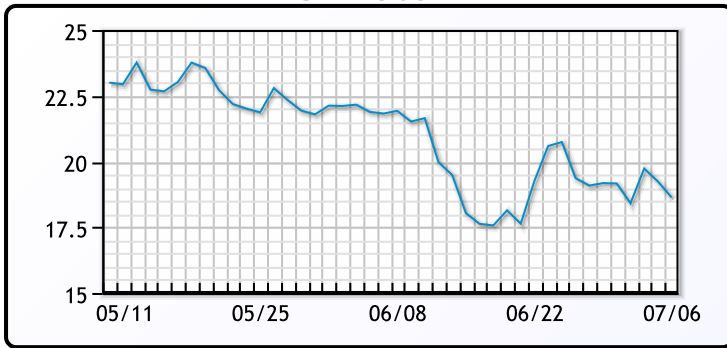


CRUDE	Last	Week Ago	Month Ago
ANS	75.12	75.08	72.52
BLS	74.12	73.53	68.87
LLS	74.17	73.58	71.72
Mid	73.47	72.88	69.97
WTI	73.37	72.98	69.62

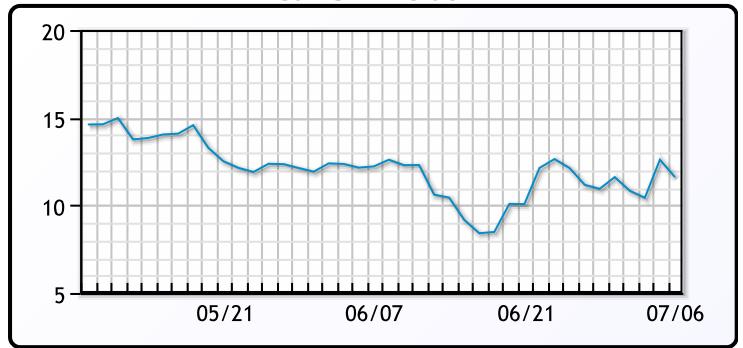
PRODUCTS	Last	Week Ago	Month Ago
Gulf RBOB	218.82	218.65	215.78
Gulf ULSD	204.99	207.1	206.99
NYH RBOB	222.19	223.03	220.65
NYH ULSD	210.37	212.32	212.07
USGC 3%	61.88	63.13	59.63



3-2-1 Crack



Gulf 3-2-1 Crack



NGLs

MB

	Last	Week Ago	Month Ago
Butane	125	117.25	101.75
IsoButane	129	125.25	109
Natural Gasoline	164	160.5	150.25
Propane	111.5	104.25	91.75

CONWAY

	Last	Week Ago	Month Ago
Butane	124	117.5	102
IsoButane	136	131	119
Natural Gasoline	162	159.5	152.5
Propane	110	103.625	89.25

MB NON

	Last	Week Ago	Month Ago
Butane	127	121.75	107.75
IsoButane	129	125.25	109
Natural Gasoline	160.5	157.875	152
Propane	111.38	103.5	91.63

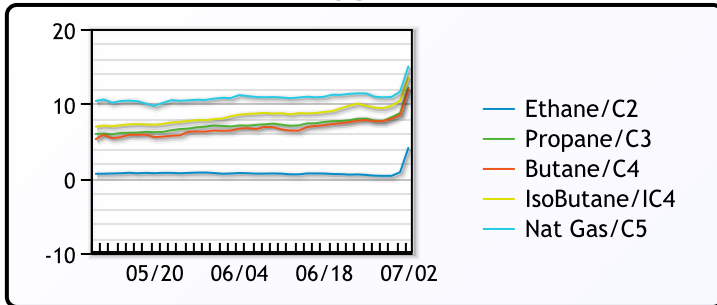
EDMONTON

	Last	Week Ago	Month Ago
Propane	92.25	84.25	67.25

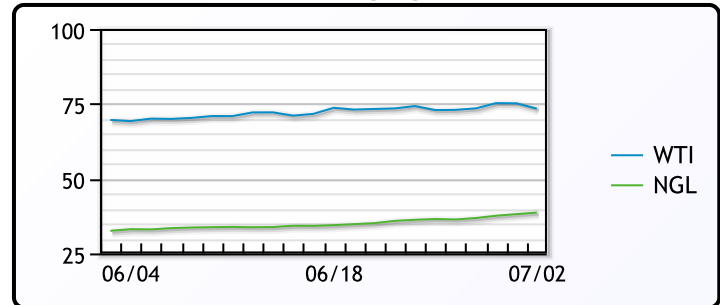
SARNIA

	Last	Week Ago	Month Ago
Propane	121.75	112.5	97.75

FRAC SPREAD



WTI vs NGL



FX

	Last	Change
CAD	1.2458	0.0116
DXY	92.537	0.32499
Gold	1797.11	5.34

RATES

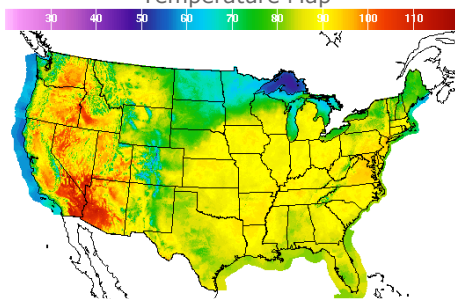
	Last	Change
US 2yr	0.2179	-0.0157
US 10yr	1.3464	-0.0774
CAN 10yr	1.317	-0.083

EQUITIES

	Last	Change
Nasdaq	14663.64	24.31
TSX	1217.8	2.295
S&P 500	4343.54	-8.8

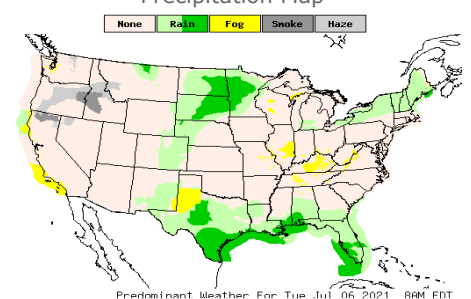
Weather Data

Temperature Map



City	HIGH °F	LOW °F
Calgary	72	53
Conway	64	53
Cushing	88	66
Denver	81	64
Houston	86	75
Mont Belvieu	85	74
Sarnia	86	69
Williston	71	61

Precipitation Map



This report has been prepared by PFL Petroleum Limited personnel for your information only and the views expressed are intended to provide market commentary and are not recommendations. This report is not an offer to sell or a solicitation of any offer to buy any security. The information contained herein has been compiled by PFL from sources believed to be reliable, but no representation or warranty, express or implied, is made by PFL Petroleum Limited, its affiliates or any other person as to its accuracy, completeness or correctness. Copyright 2017 PFL Petroleum Limited. All Rights Reserved