



# MARKET DAILY

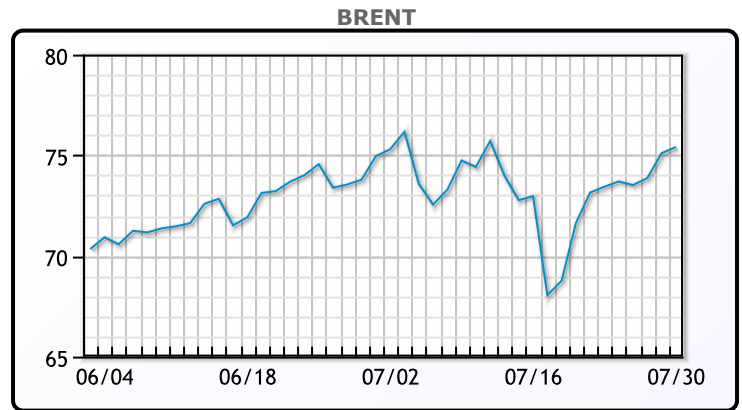
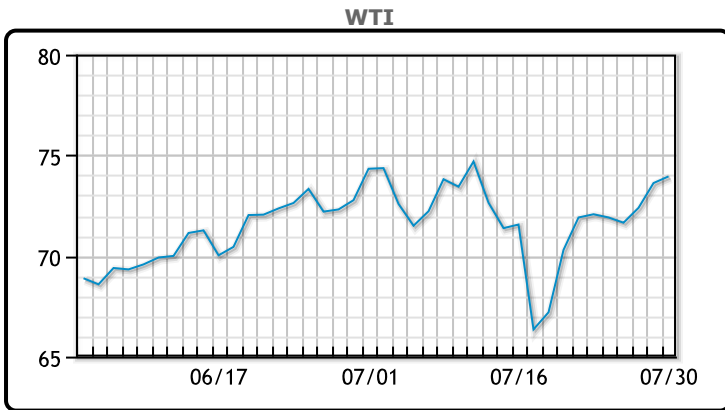
<https://www.pflpetroleum.com>  
 1865 Veterans Park Dr. Suite 303  
 Naples, Florida 34109  
 Phone: 239-390-2885  
 Fax: 239-949-0611  
 Jul 30, 2021 6:15 PM

Major Energy Futures		
	Settle	Change
Brent	75.41	0.31
Gas Oil	613.25	8.25
Natural Gas	3.914	0.092
RBOB	233.47	4.31
ULSD	219.56	3.44
WTI	73.95	0.33

**Market Commentary**

Oil prices continued to rise today as both contracts logged weekly gains and Brent logged a gain for the month. "The oil complex has apparently taken a second look at the coronavirus factor in determining that demand will see only a modest reduction, at least one that will prove miniscule in relation to last year's plunge in consumption," said Jim Ritterbusch, president of Ritterbusch and Associates. Analysts pointed to a rapid rebound in India's gasoline consumption and industrial production following its COVID-19 surge as a sign that economies are more resilient. Oil majors have been more disciplined on the production side, with US oil production rising just 80K/bpd in May. As long as this remains true the fundamentals should continue to support a supply deficit. WTI traded up \$.33 or .45% to close at \$73.95. Brent traded up \$.31 or .41% to close at \$75.41.

## Crude & Product Markets

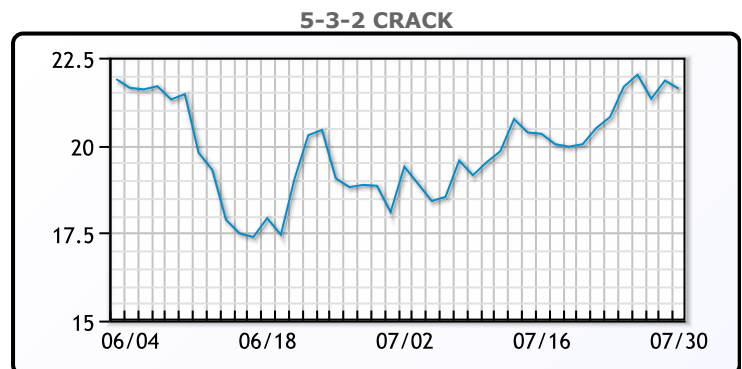
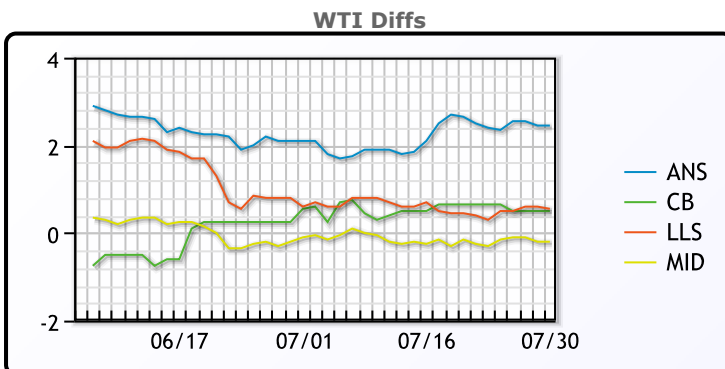


**CRUDE**

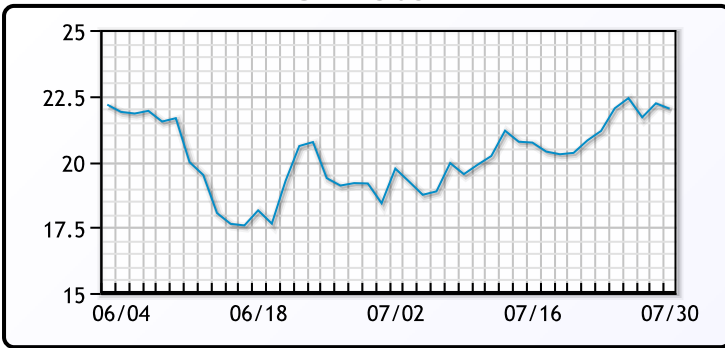
	Last	Week Ago	Month Ago
ANS	76.4	74.67	75.57
BLS	74.45	72.92	74.07
LLS	74.5	72.57	74.17
Mid	73.75	71.97	73.42
WTI	73.95	72.27	73.47

**PRODUCTS**

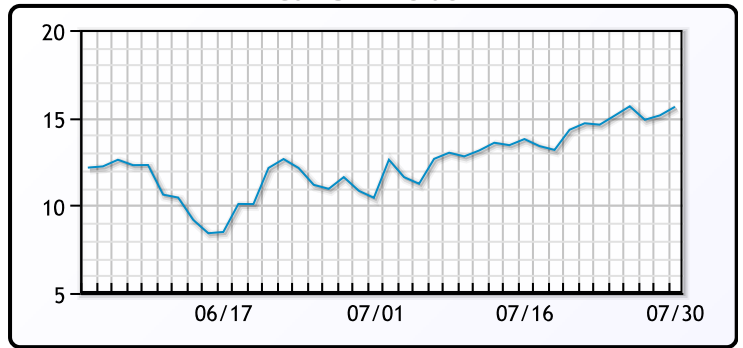
	Last	Week Ago	Month Ago
Gulf RBOB	231.97	225.88	219.06
Gulf ULSD	213.81	207.84	207.38
NYH RBOB	236.47	228.93	223.31
NYH ULSD	219.94	213.29	214.18
USGC 3%	63.63	61.88	63.88



3-2-1 Crack



Gulf 3-2-1 Crack



NGLs

MB

	Last	Week Ago	Month Ago
Butane	129.5	124.75	120
IsoButane	131.5	127.75	127
Natural Gasoline	167.25	162.75	159
Propane	113	109.75	109

CONWAY

	Last	Week Ago	Month Ago
Butane	129	124	119
IsoButane	143	139	133
Natural Gasoline	167	161.25	159.5
Propane	112.5	109.5	107

MB NON

	Last	Week Ago	Month Ago
Butane	131.5	126.75	124.5
IsoButane	131.5	127.75	127
Natural Gasoline	165.5	161.75	158.5
Propane	112.75	109.38	108.5

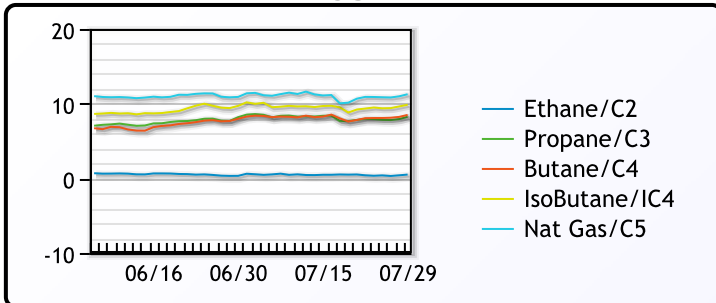
EDMONTON

	Last	Week Ago	Month Ago
Propane	92.5	89.75	89

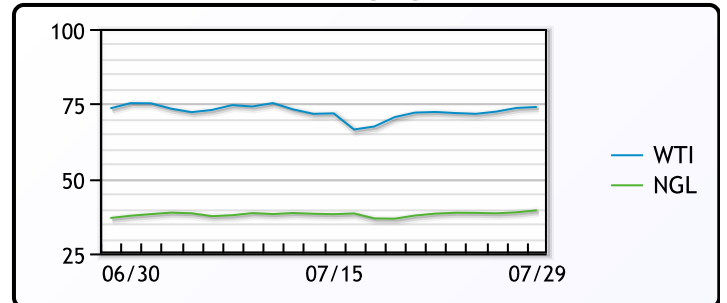
SARNIA

	Last	Week Ago	Month Ago
Propane	119	119	121.75

FRAC SPREAD



WTI vs NGL



FX

	Last	Change
CAD	1.2475	0.0027
DXY	92.09	0.22599
Gold	1814.19	-13.98

RATES

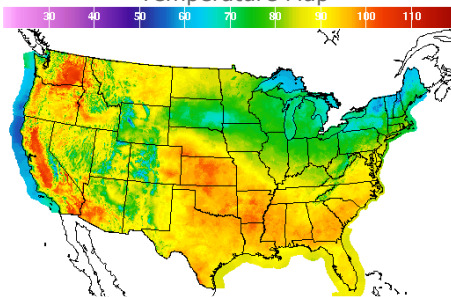
	Last	Change
US 2yr	0.1839	-0.0196
US 10yr	1.2223	-0.047
CAN 10yr	1.203	-0.003

EQUITIES

	Last	Change
Nasdaq	14672.68	-105.58
TSX	1216.51	-1.977
S&P 500	4395.26	-23.89

Weather Data

Temperature Map



City	HIGH °F	LOW °F
Calgary	86	56
Conway	90	64
Cushing	95	75
Denver	92	69
Houston	94	80
Mont Belvieu	90	77
Sarnia	67	56
Williston	91	62

Precipitation Map

