



# MARKET DAILY

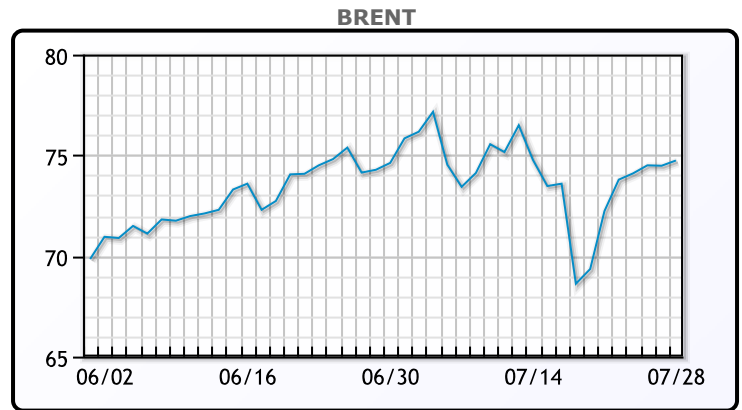
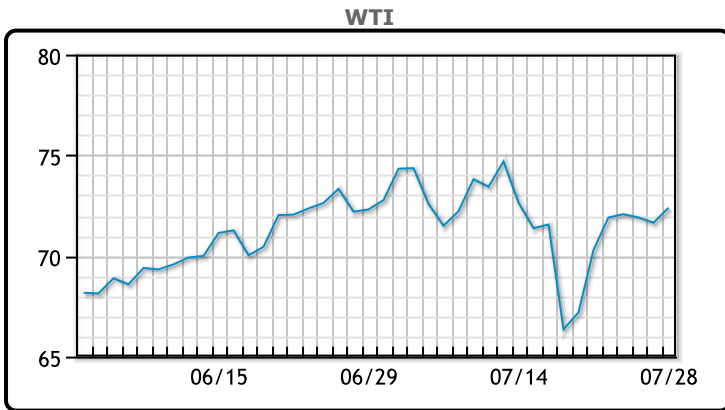
<https://www.pflpetroleum.com>  
 1865 Veterans Park Dr. Suite 303  
 Naples, Florida 34109  
 Phone: 239-390-2885  
 Fax: 239-949-0611  
 Jul 28, 2021 6:03 PM

Major Energy Futures		
	Settle	Change
Brent	74.74	0.31
Gas Oil	601	0.5
Natural Gas	3.967	-0.14
RBOB	230.82	0.58
ULSD	215.6	-0.71
WTI	72.39	0.74

**Market Commentary**

Oil prices rose today, buoyed by a bullish EIA report that showed a drop in inventories across the board. Crude oil inventories fell by 4.1MM/bbls, vs a forecasted draw of 2.5MM/bbls. Gasoline inventories fell by 2.3MM/bbls, vs a forecasted draw of 1.3MM/bbls. Distillate inventories fell by 3.1MM/bbls, vs a forecasted draw of 1.6MM/bbls. "A rebound in implied demand for both gasoline and distillates, as well as lower refinery runs, has encouraged decent inventory draws for both," said Matt Smith, director of commodity research at ClipperData. U.S. gasoline futures were flat today after rising yesterday to the highest since October 2014, up almost 10% over the past week, and pushing crack spreads to the highest since May. "Gasoline strength represents a bullish consideration across the complex as it has begun to translate to stronger Brent premiums against WTI," said Jim Ritterbusch, president of Ritterbusch and Associates. The Brent-WTI premium is also the highest since May. WTI traded up \$.74 or 1.03% to close at \$72.39. Brent traded up \$.31 or .42% to close at \$74.79.

## Crude & Product Markets

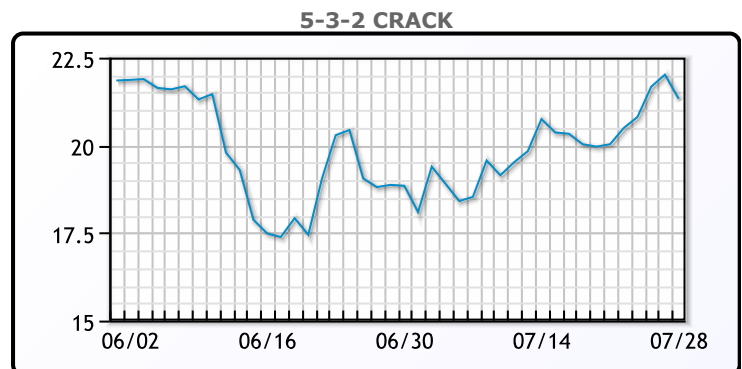
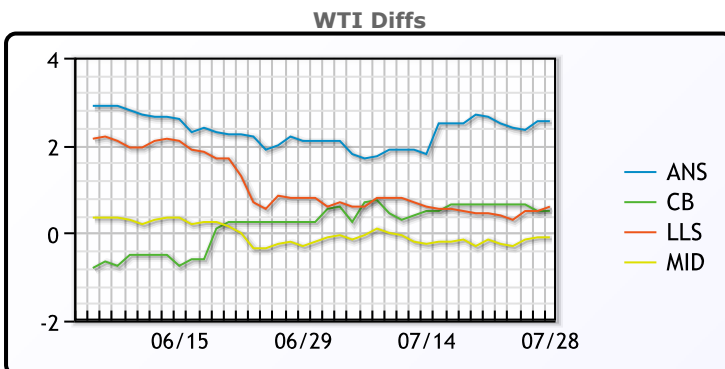


**CRUDE**

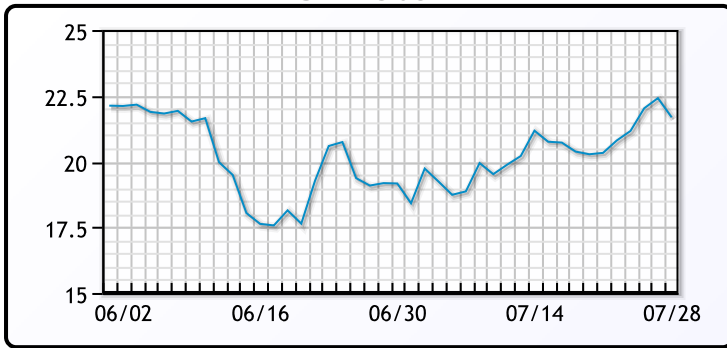
	Last	Week Ago	Month Ago
ANS	74.94	73.2	75.01
BLS	72.89	71.2	73.16
LLS	72.99	71	73.71
Mid	72.29	70.4	72.71
WTI	72.39	70.55	72.91

**PRODUCTS**

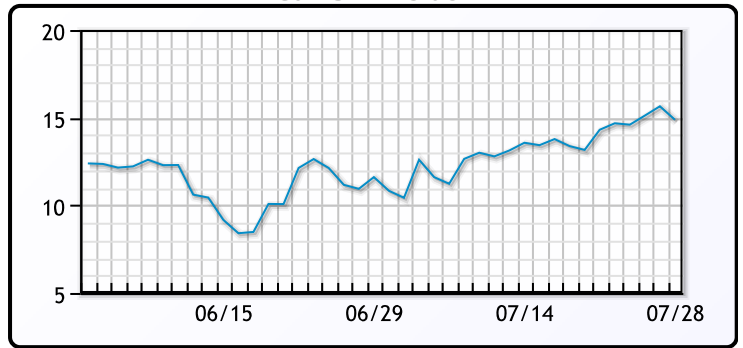
	Last	Week Ago	Month Ago
Gulf RBOB	225.45	219.17	216.27
Gulf ULSD	210.12	202.95	206.63
NYH RBOB	230.47	221.17	220.66
NYH ULSD	215.55	208.07	211.94
USGC 3%	62.13	60.13	62.88



**3-2-1 Crack**



**Gulf 3-2-1 Crack**



**NGLs**

**MB**

	Last	Week Ago	Month Ago
Butane	126.25	120.5	115.5
IsoButane	129.38	124	123.5
Natural Gasoline	163.5	158.38	157.75
Propane	109.38	107	103.25

**CONWAY**

	Last	Week Ago	Month Ago
Butane	126.75	120.25	115.5
IsoButane	140	133	130
Natural Gasoline	164	158.25	158.38
Propane	109.13	106.75	102.75

**MB NON**

	Last	Week Ago	Month Ago
Butane	128.25	123	120.5
IsoButane	129.38	124	123.5
Natural Gasoline	162.13	157.88	158
Propane	108.5	106.75	103

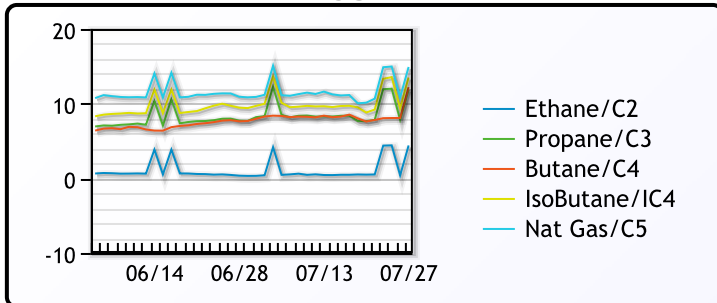
**EDMONTON**

	Last	Week Ago	Month Ago
Propane	89.13	86.75	83.75

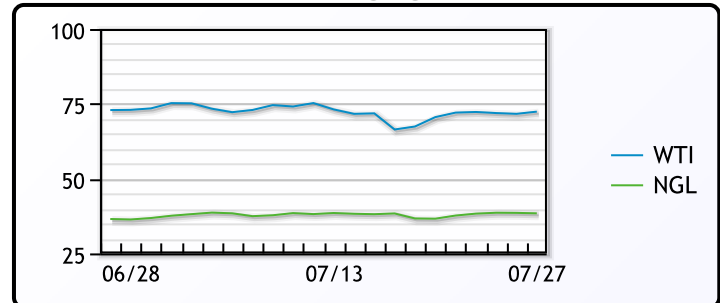
**SARNIA**

	Last	Week Ago	Month Ago
Propane	119	120.5	118

**FRAC SPREAD**



**WTI vs NGL**



**FX**

	Last	Change
CAD	1.2525	-0.0003
DXY	92.274	-0.15801
Gold	1807.08	-0.03

**RATES**

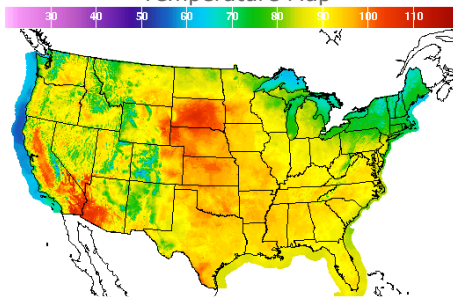
	Last	Change
US 2yr	0.2016	-0.0019
US 10yr	1.2327	-0.0084
CAN 10yr	1.168	0.001

**EQUITIES**

	Last	Change
Nasdaq	14762.58	102
TSX	1213.79	1.811
S&P 500	4400.64	-0.82

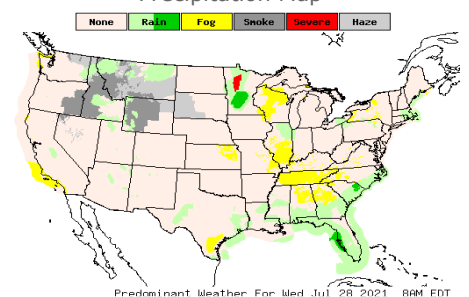
**Weather Data**

**Temperature Map**



City	HIGH °F	LOW °F
Calgary	84	54
Conway	89	68
Cushing	93	74
Denver	97	74
Houston	94	78
Mont Belvieu	92	75
Sarnia	78	63
Williston	88	73

**Precipitation Map**



This report has been prepared by PFL Petroleum Limited personnel for your information only and the views expressed are intended to provide market commentary and are not recommendations. This report is not an offer to sell or a solicitation of any offer to buy any security. The information contained herein has been compiled by PFL from sources believed to be reliable, but no representation or warranty, express or implied, is made by PFL Petroleum Limited, its affiliates or any other person as to its accuracy, completeness or correctness. Copyright 2017 PFL Petroleum Limited. All Rights Reserved