



MARKET DAILY

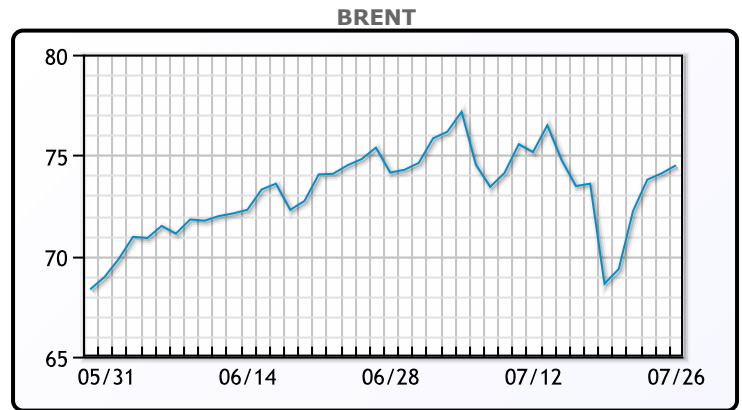
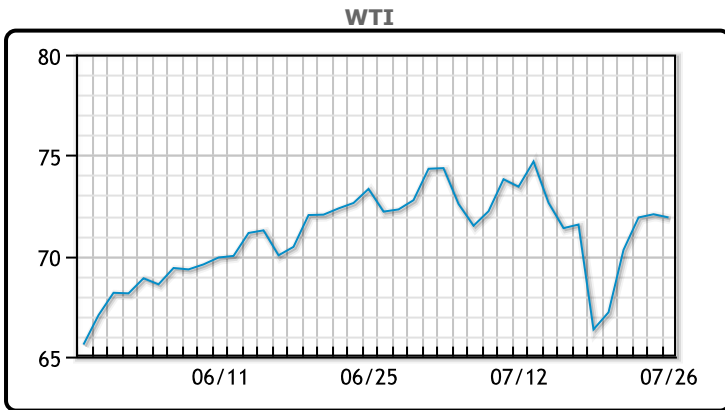
<https://www.pflpetroleum.com>
 1865 Veterans Park Dr. Suite 303
 Naples, Florida 34109
 Phone: 239-390-2885
 Fax: 239-949-0611
 Jul 27, 2021 6:22 PM

Major Energy Futures		
	Settle	Change
Brent	74.5	0.7
Gas Oil	600	6.5
Natural Gas	4.102	0.057
RBOB	230.83	1.81
ULSD	215.1	0.13
WTI	71.91	-0.16

Market Commentary

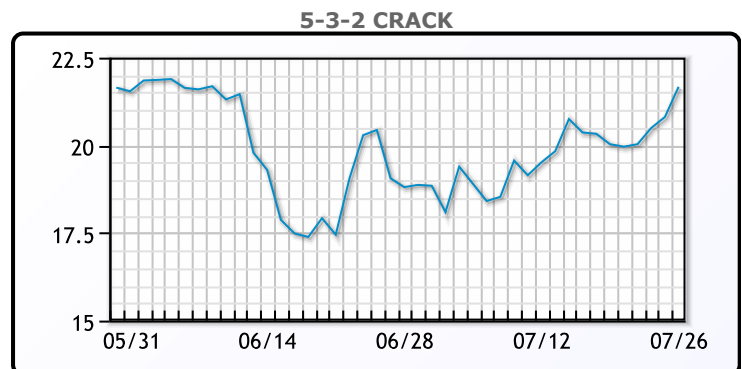
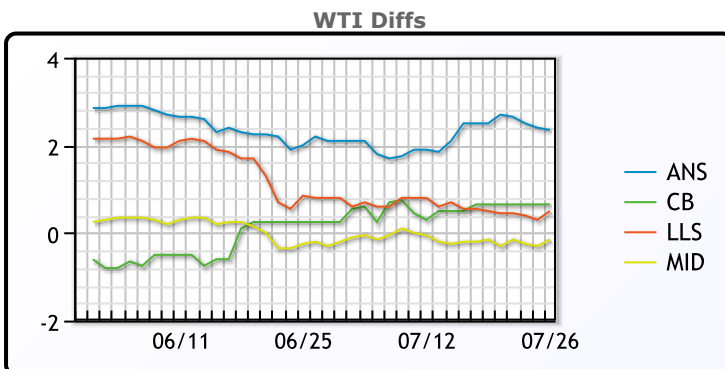
Oil prices were steady today, as the market is weary over rising Covid cases. Fundamentals remain overall bullish and the API is forecasting a drop in crude, gasoline, and distillate inventories. U.S. gasoline futures rose to their highest since October 2014 today, up almost 10% over the past six days, pushing crack spreads to the highest since May. "Gasoline strength represents a bullish consideration across the complex as it has begun to translate to stronger Brent premiums against WTI," said Jim Ritterbusch, president of Ritterbusch and Associates. The Brent-WTI premium is also the highest since May. US consumer confidence rose again in July, now it's highest in 17 months. WTI traded down \$.16 to close at \$71.91. Brent traded up \$.70 to close at \$74.50.

Crude & Product Markets

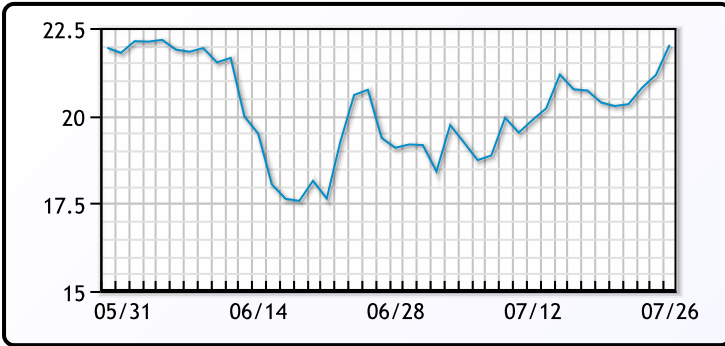


CRUDE			
	Last	Week Ago	Month Ago
ANS	74.26	68.92	76.35
BLS	72.56	67.07	74.5
LLS	72.41	66.92	75.05
Mid	71.76	66.27	73.95
WTI	71.91	66.42	74.25

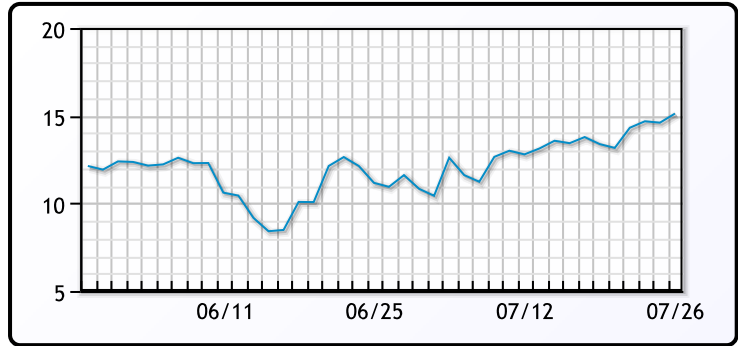
PRODUCTS			
	Last	Week Ago	Month Ago
Gulf RBOB	228.96	208.54	221.14
Gulf ULSD	209.4	192.9	209.8
NYH RBOB	230.58	210.69	225.26
NYH ULSD	215	198.27	215.06
USGC 3%	61.88	55.38	63.63



3-2-1 Crack



Gulf 3-2-1 Crack



NGLs

MB

	Last	Week Ago	Month Ago
Butane	125.25	121.25	115.13
IsoButane	127.38	125.38	124
Natural Gasoline	162.5	150	160.5
Propane	108.88	104.25	104

CONWAY

	Last	Week Ago	Month Ago
Butane	125.5	117.5	116.5
IsoButane	139	139.75	130
Natural Gasoline	162.5	150	161
Propane	109.25	104	103.25

MB NON

	Last	Week Ago	Month Ago
Butane	127.5	119.25	120.75
IsoButane	127.38	125.38	124
Natural Gasoline	161.25	149.5	160.75
Propane	108.25	104.13	103.5

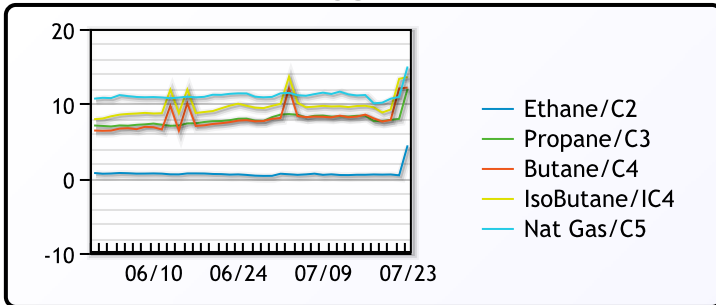
EDMONTON

	Last	Week Ago	Month Ago
Propane	89.25	84	84.25

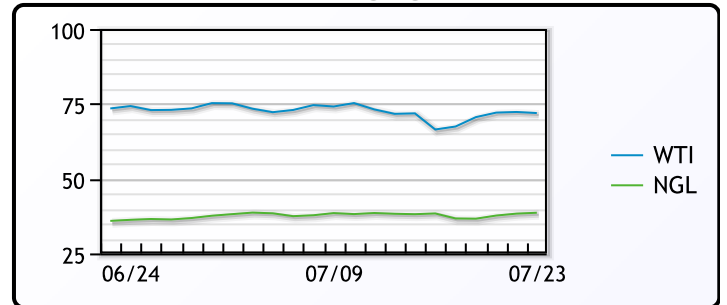
SARNIA

	Last	Week Ago	Month Ago
Propane	119	120.5	112.5

FRAC SPREAD



WTI vs NGL



FX

	Last	Change
CAD	1.2546	-0.0005
DXY	92.631	-0.281
Gold	1797.58	-0.05

RATES

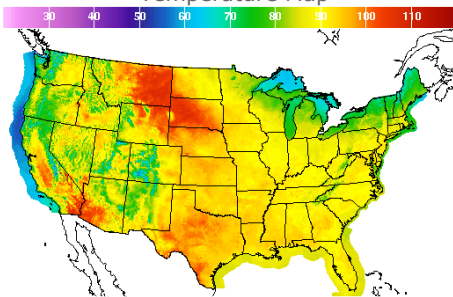
	Last	Change
US 2yr	0.1941	-0.004
US 10yr	1.2896	0.0133
CAN 10yr	1.222	0.014

EQUITIES

	Last	Change
Nasdaq	14840.71	3.72
TSX	1211.01	-3.101
S&P 500	4422.3	10.51

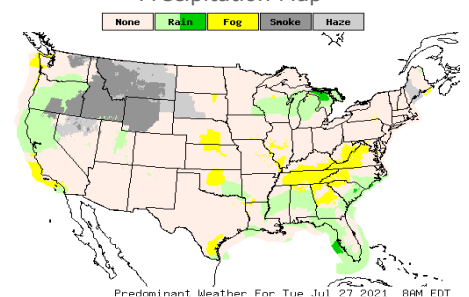
Weather Data

Temperature Map



City	HIGH °F	LOW °F
Calgary	79	53
Conway	90	59
Cushing	93	71
Denver	94	72
Houston	95	74
Mont Belvieu	91	72
Sarnia	78	65
Williston	98	67

Precipitation Map



This report has been prepared by PFL Petroleum Limited personnel for your information only and the views expressed are intended to provide market commentary and are not recommendations. This report is not an offer to sell or a solicitation of any offer to buy any security. The information contained herein has been compiled by PFL from sources believed to be reliable, but no representation or warranty, express or implied, is made by PFL Petroleum Limited, its affiliates or any other person as to its accuracy, completeness or correctness. Copyright 2017 PFL Petroleum Limited. All Rights Reserved