



MARKET DAILY

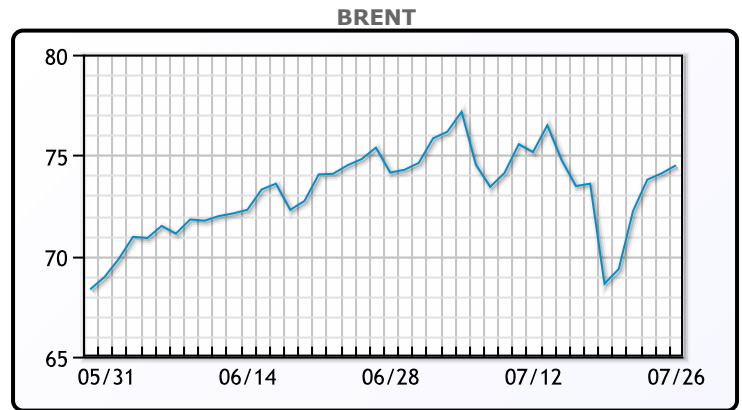
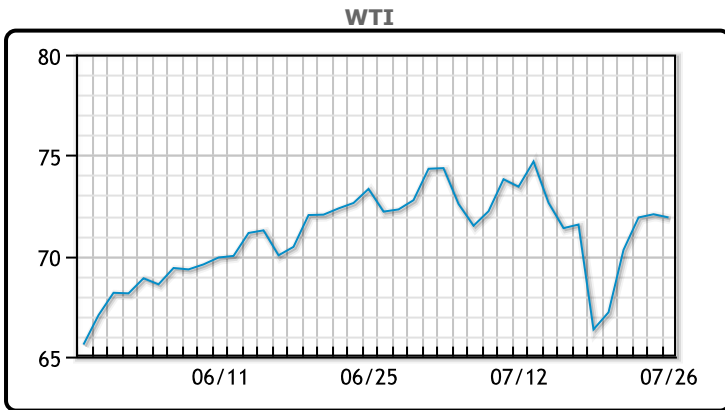
<https://www.pflpetroleum.com>
 1865 Veterans Park Dr. Suite 303
 Naples, Florida 34109
 Phone: 239-390-2885
 Fax: 239-949-0611
 Jul 26, 2021 5:55 PM

Major Energy Futures		
	Settle	Change
Brent	74.5	0.7
Gas Oil	600	6.5
Natural Gas	4.102	0.057
RBOB	230.83	1.81
ULSD	215.1	0.13
WTI	71.91	-0.16

Market Commentary

Oil prices were mixed today but stayed mostly flat as risk appetite seems to be rising since last week's sell off. China is maintaining an import quota that is leading analysts to forecast its lowest growth in imports in over 20 years. China also has large amounts of product in storage, having taken advantage of lower prices last year. "The Delta variant is still spreading and China has started to clamp down on teapots (independent refiners), so their import growth would not be that much," said Avtar Sandu, a senior commodities manager at Singapore's Phillips Futures. Global oil supply is still expected to remain in deficit, which should help provide a floor as Delta variant cases rise. WTI traded down \$.16 or -.22% to close at \$71.91. Brent traded up \$.70 or .94% to close at \$74.80.

Crude & Product Markets

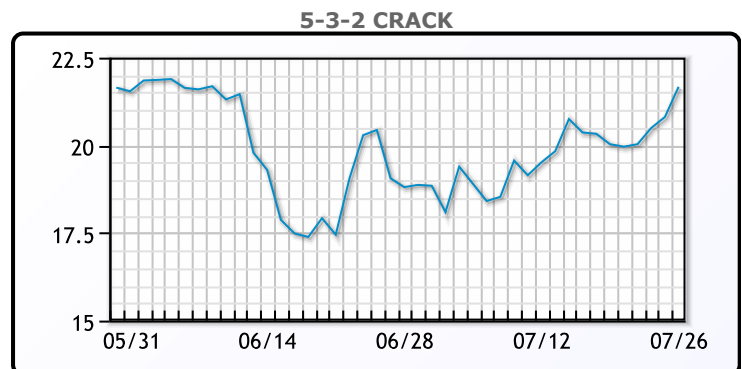
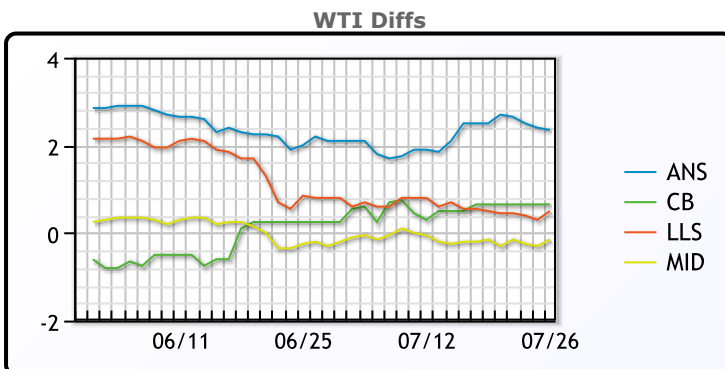


CRUDE

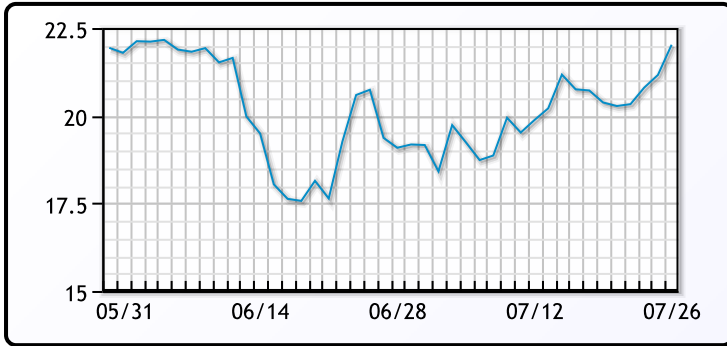
	Last	Week Ago	Month Ago
ANS	74.26	68.92	76.35
BLS	72.56	67.07	74.5
LLS	72.41	66.92	75.05
Mid	71.76	66.27	73.95
WTI	71.91	66.42	74.25

PRODUCTS

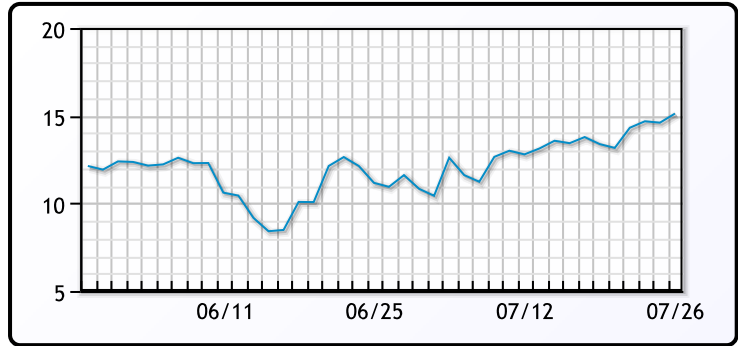
	Last	Week Ago	Month Ago
Gulf RBOB	228.96	208.54	221.14
Gulf ULSD	209.4	192.9	209.8
NYH RBOB	230.58	210.69	225.26
NYH ULSD	215	198.27	215.06
USGC 3%	61.88	55.38	63.63



3-2-1 Crack



Gulf 3-2-1 Crack



NGLs

MB

	Last	Week Ago	Month Ago
Butane	125.25	121.25	115.13
IsoButane	127.38	125.38	124
Natural Gasoline	162.5	150	160.5
Propane	108.88	104.25	104

CONWAY

	Last	Week Ago	Month Ago
Butane	125.5	117.5	116.5
IsoButane	139	139.75	130
Natural Gasoline	162.5	150	161
Propane	109.25	104	103.25

MB NON

	Last	Week Ago	Month Ago
Butane	127.5	119.25	120.75
IsoButane	127.38	125.38	124
Natural Gasoline	161.25	149.5	160.75
Propane	108.25	104.13	103.5

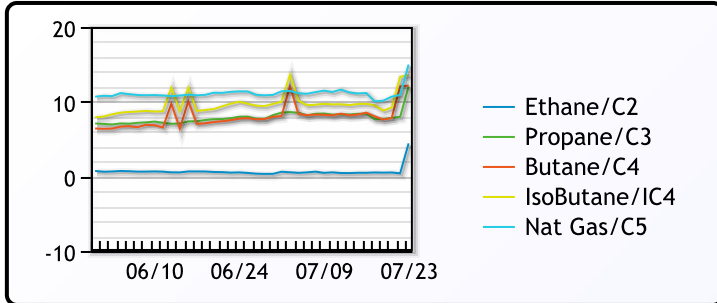
EDMONTON

	Last	Week Ago	Month Ago
Propane	89.25	84	84.25

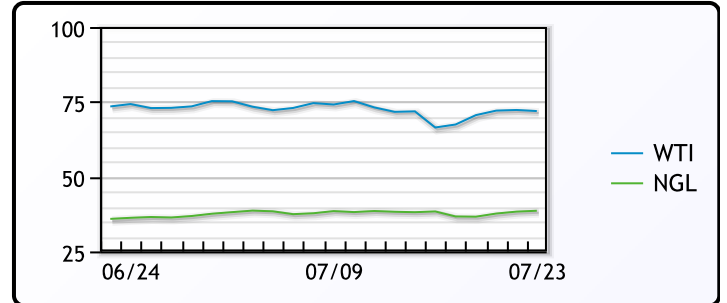
SARNIA

	Last	Week Ago	Month Ago
Propane	119	120.5	112.5

FRAC SPREAD



WTI vs NGL



FX

	Last	Change
CAD	1.2546	-0.0005
DXY	92.631	-0.281
Gold	1797.58	-0.05

RATES

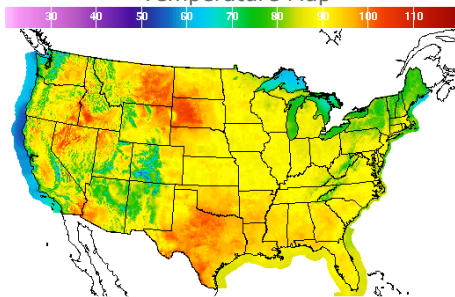
	Last	Change
US 2yr	0.1941	-0.004
US 10yr	1.2896	0.0133
CAN 10yr	1.222	0.014

EQUITIES

	Last	Change
Nasdaq	14840.71	3.72
TSX	1211.01	-3.101
S&P 500	4422.3	10.51

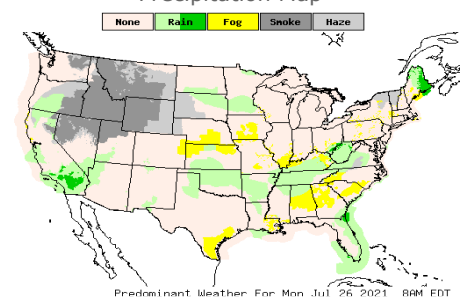
Weather Data

Temperature Map



City	HIGH °F	LOW °F
Calgary	81	52
Conway	91	61
Cushing	92	73
Denver	93	69
Houston	97	78
Mont Belvieu	95	76
Sarnia	86	64
Williston	95	65

Precipitation Map



This report has been prepared by PFL Petroleum Limited personnel for your information only and the views expressed are intended to provide market commentary and are not recommendations. This report is not an offer to sell or a solicitation of any offer to buy any security. The information contained herein has been compiled by PFL from sources believed to be reliable, but no representation or warranty, express or implied, is made by PFL Petroleum Limited, its affiliates or any other person as to its accuracy, completeness or correctness. Copyright 2017 PFL Petroleum Limited. All Rights Reserved