



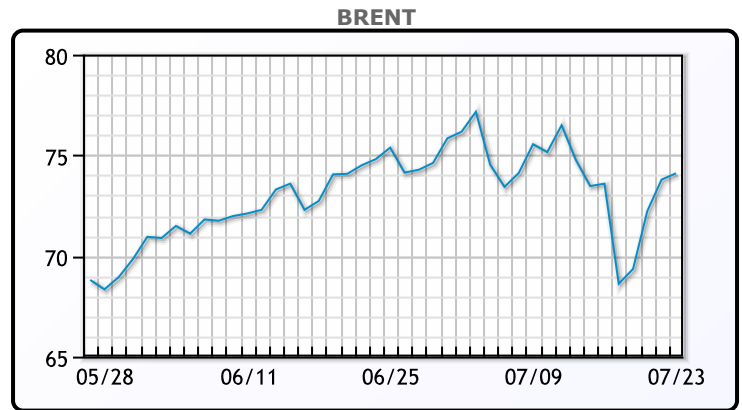
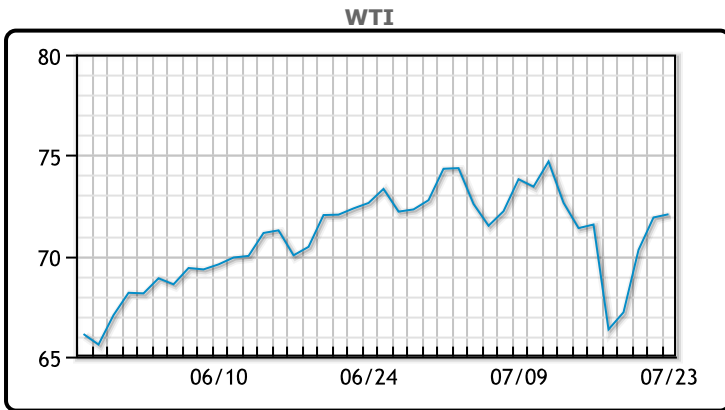
MARKET DAILY

<https://www.pflpetroleum.com>
 1865 Veterans Park Dr. Suite 303
 Naples, Florida 34109
 Phone: 239-390-2885
 Fax: 239-949-0611
 Jul 23, 2021 5:55 PM

Major Energy Futures		
	Settle	Change
Brent	74.1	0.4
Gas Oil	599	7.25
Natural Gas	4.06	0.044
RBOB	229.13	5.65
ULSD	213.39	4.56
WTI	72.07	0.16

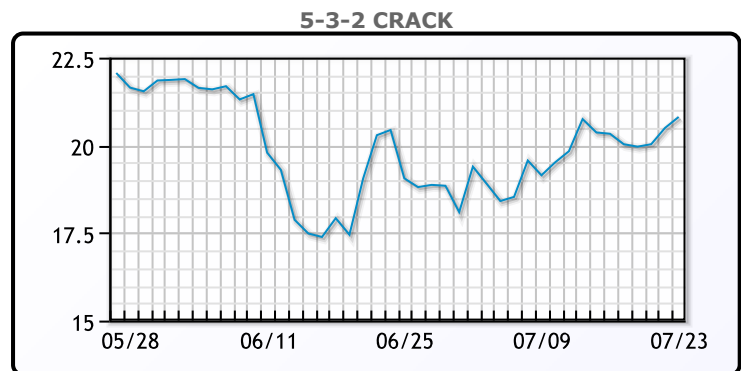
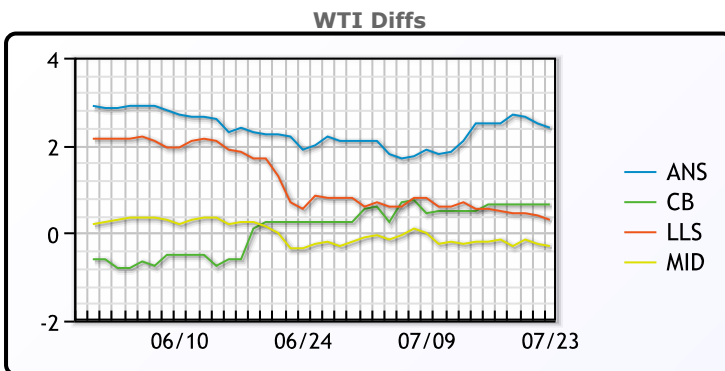
Market Commentary
 Oil prices were mostly flat today actually closing up slightly for the week despite Mondays rout. Both benchmarks haven't had a positive week in 2-3 weeks. "The demand concerns proved to be exaggerated, which is why oil prices have since recovered. Despite the expansion in oil supply, the oil market will remain slightly undersupplied until the end of the year," Commerzbank said in a note. US oil rigs are now at their highest level since April 2020, but production increases have been more disciplined this time around. Demand growth is still expected to outpace supply despite OPEC+ increases and Bank of America is forecasting \$100/bbl Brent in 2022. WTI traded up \$.16 or .22% to close at \$72.07. Brent traded up \$.40 or .54% to close at \$74.19.

Crude & Product Markets

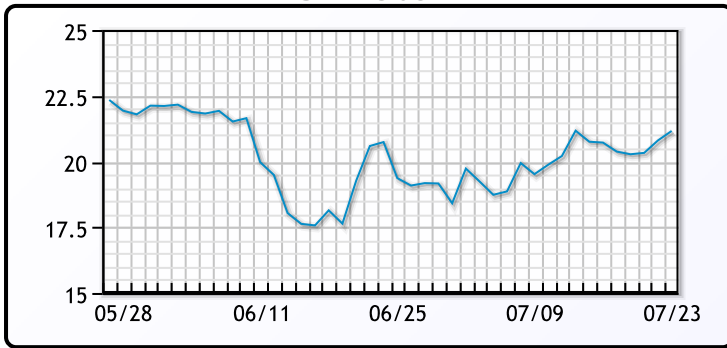


CRUDE			
	Last	Week Ago	Month Ago
ANS	74.67	74.31	75.28
BLS	72.92	72.46	73.53
LLS	72.57	72.36	74.13
Mid	71.97	71.61	73.03
WTI	72.27	71.81	73.28

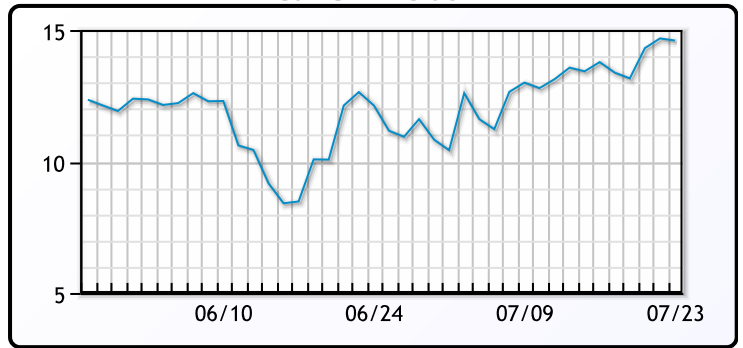
PRODUCTS			
	Last	Week Ago	Month Ago
Gulf RBOB	225.88	222.11	221.69
Gulf ULSD	207.84	205.83	210.44
NYH RBOB	228.93	225.21	224.94
NYH ULSD	213.29	211.23	215.87
USGC 3%	61.88	60.38	62.63



3-2-1 Crack



Gulf 3-2-1 Crack



NGLs

MB

	Last	Week Ago	Month Ago
Butane	125	125.88	111.63
IsoButane	128.25	126.88	123.5
Natural Gasoline	162.75	161.5	159.25
Propane	109.63	110.38	101.5

CONWAY

	Last	Week Ago	Month Ago
Butane	123.75	123.25	113.5
IsoButane	139	141	128
Natural Gasoline	162	161.25	158.5
Propane	109.38	108.88	101.25

MB NON

	Last	Week Ago	Month Ago
Butane	127.25	123.88	117.63
IsoButane	128.25	126.88	123.5
Natural Gasoline	161.5	161.25	159.25
Propane	109.38	110.13	101.25

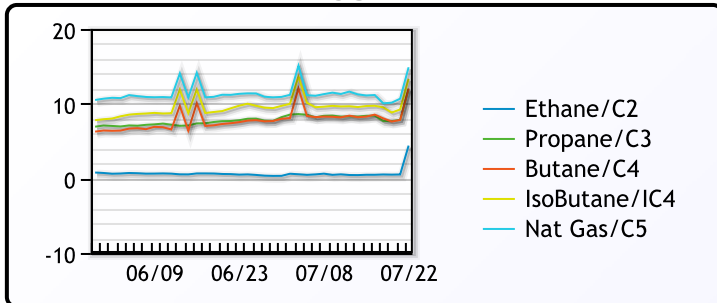
EDMONTON

	Last	Week Ago	Month Ago
Propane	89.75	88.88	81.25

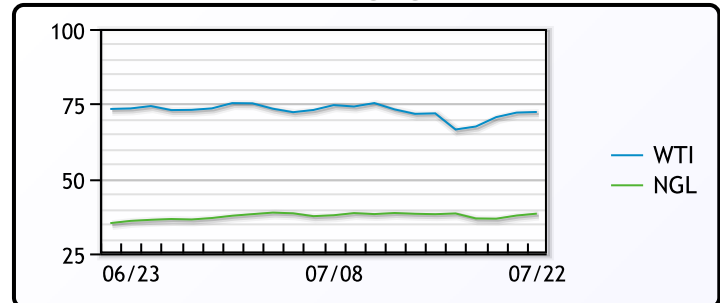
SARNIA

	Last	Week Ago	Month Ago
Propane	119	124	108.25

FRAC SPREAD



WTI vs NGL



FX

	Last	Change
CAD	1.2564	0.0001
DXY	92.906	0.08399
Gold	1802.15	-4.77

RATES

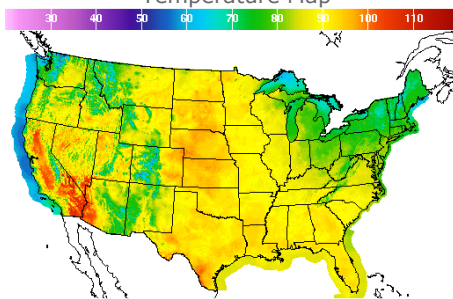
	Last	Change
US 2yr	0.1981	-0.0017
US 10yr	1.2763	-0.002
CAN 10yr	1.208	0.007

EQUITIES

	Last	Change
Nasdaq	14836.99	152.39
TSX	1214.11	6.162
S&P 500	4411.79	44.31

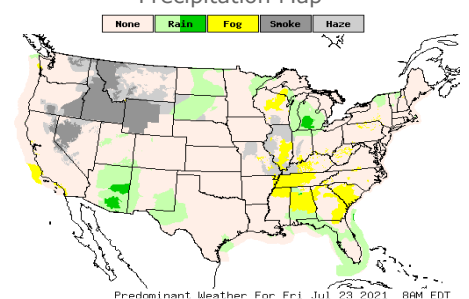
Weather Data

Temperature Map



City	HIGH °F	LOW °F
Calgary	80	47
Conway	94	70
Cushing	91	71
Denver	89	67
Houston	94	77
Mont Belvieu	93	77
Sarnia	76	59
Williston	90	70

Precipitation Map



This report has been prepared by PFL Petroleum Limited personnel for your information only and the views expressed are intended to provide market commentary and are not recommendations. This report is not an offer to sell or a solicitation of any offer to buy any security. The information contained herein has been compiled by PFL from sources believed to be reliable, but no representation or warranty, express or implied, is made by PFL Petroleum Limited, its affiliates or any other person as to its accuracy, completeness or correctness. Copyright 2017 PFL Petroleum Limited. All Rights Reserved