



# MARKET DAILY

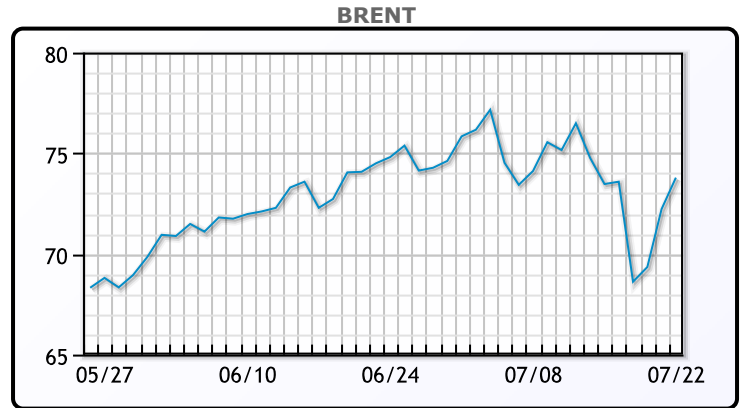
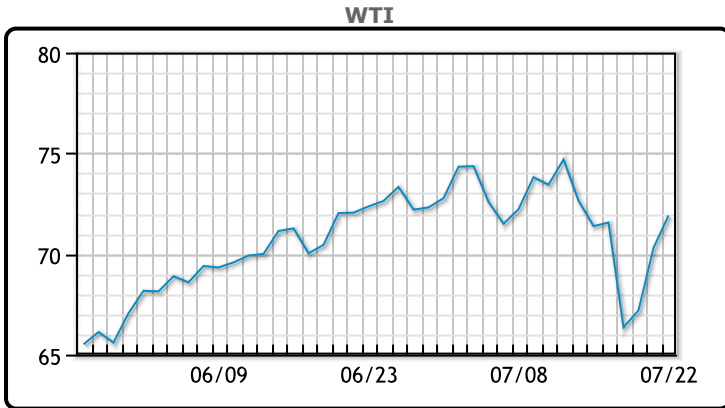
<https://www.pflpetroleum.com>  
 1865 Veterans Park Dr. Suite 303  
 Naples, Florida 34109  
 Phone: 239-390-2885  
 Fax: 239-949-0611  
 Jul 22, 2021 6:15 PM

Major Energy Futures		
	Settle	Change
Brent	73.79	1.56
Gas Oil	592.5	23
Natural Gas	4.003	0.044
RBOB	227.32	8.52
ULSD	213.26	4.56
WTI	71.91	1.61

**Market Commentary**

Oil prices had another strong session today, shrugging off yesterday's crude inventory build, rising cases of the Delta variant, and increased OPEC+ production. The market is instead focused on other fundamentals and technical buy signals. "The death of demand was greatly exaggerated," said Phil Flynn, senior analyst at Price Futures Group in Chicago. "Demand is not going away, so we're back looking at a very tight market". Domestic gasoline prices in Russia are elevated and their Energy Minister has threatened to ban exports if prices stay at current levels. Cushing inventories (the WTI delivery hub) remain very low and were close to reaching minimum operating levels last week. Analysts say that in theory this offers support to the WTI forward curve. WTI traded up \$1.61 or 2.29% to close at \$71.91. Brent traded up \$1.56 or 2.16% to close at \$73.39.

## Crude & Product Markets

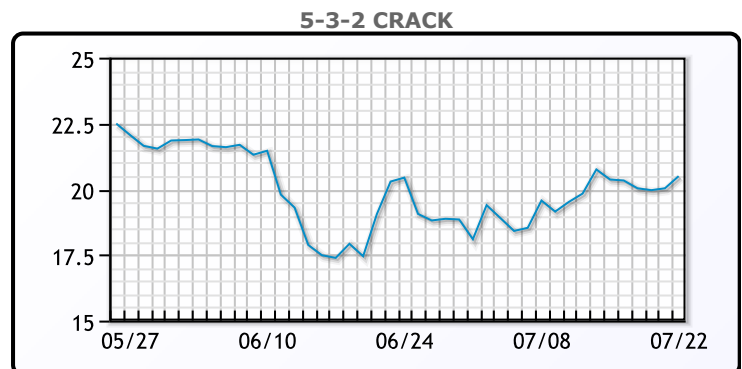
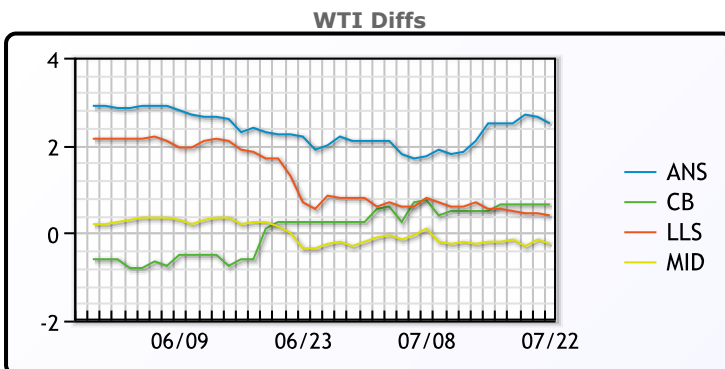


**CRUDE**

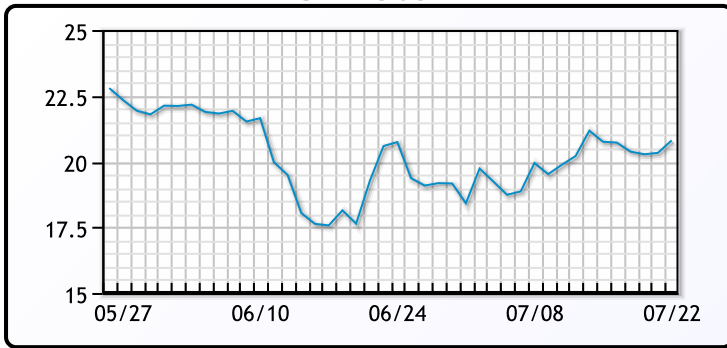
	Last	Week Ago	Month Ago
ANS	74.56	74.15	74.96
BLS	72.71	72.15	73.31
LLS	72.46	72.2	73.61
Mid	71.81	71.45	72.71
WTI	72.06	71.65	73.06

**PRODUCTS**

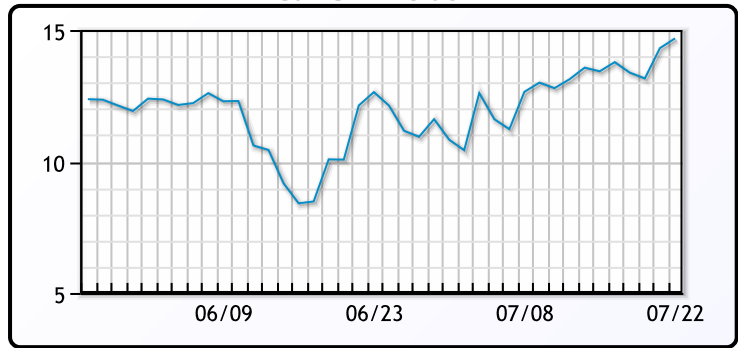
	Last	Week Ago	Month Ago
Gulf RBOB	224.07	221.78	216.93
Gulf ULSD	207.66	205.76	209.6
NYH RBOB	227.07	224.78	220.68
NYH ULSD	213.13	211.21	215.05
USGC 3%	61.63	60.88	62.38



3-2-1 Crack



Gulf 3-2-1 Crack



NGLs

MB

	Last	Week Ago	Month Ago
Butane	124	123.75	109.5
IsoButane	127	126.75	119
Natural Gasoline	161.75	160.75	156.38
Propane	109	110.25	99.125

CONWAY

	Last	Week Ago	Month Ago
Butane	122.75	123.25	110.25
IsoButane	138	140	123
Natural Gasoline	161	161.5	156.5
Propane	108.625	108.25	98

MB NON

	Last	Week Ago	Month Ago
Butane	126	125.75	114.5
IsoButane	127	126.75	119
Natural Gasoline	161.5	160	156.5
Propane	108.63	110	99

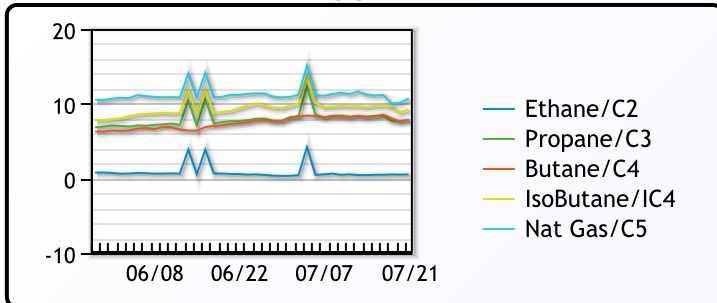
EDMONTON

	Last	Week Ago	Month Ago
Propane	88.5	88.13	78.38

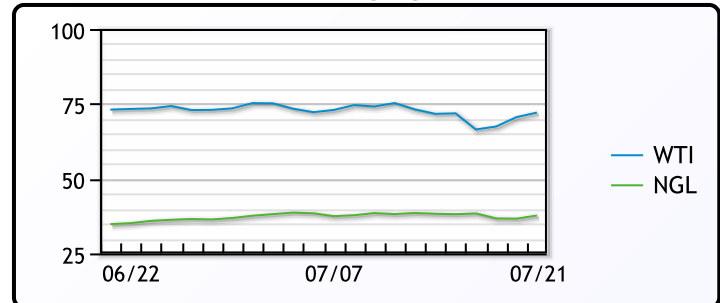
SARNIA

	Last	Week Ago	Month Ago
Propane	119	124	108.25

FRAC SPREAD



WTI vs NGL



FX

	Last	Change
CAD	1.2561	-0.0002
DXY	92.831	0.07699
Gold	1807.35	0.43

RATES

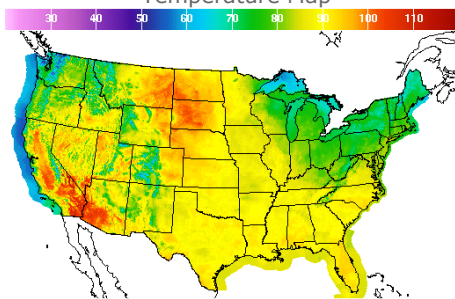
	Last	Change
US 2yr	0.1998	-0.008
US 10yr	1.2783	-0.0101
CAN 10yr	1.201	-0.022

EQUITIES

	Last	Change
Nasdaq	14684.6	52.65
TSX	1207.95	0.057
S&P 500	4367.48	8.79

Weather Data

Temperature Map



City	HIGH °F	LOW °F
Calgary	76	47
Conway	91	69
Cushing	88	67
Denver	94	70
Houston	91	75
Mont Belvieu	89	74
Sarnia	72	57
Williston	94	71

Precipitation Map

