



MARKET DAILY

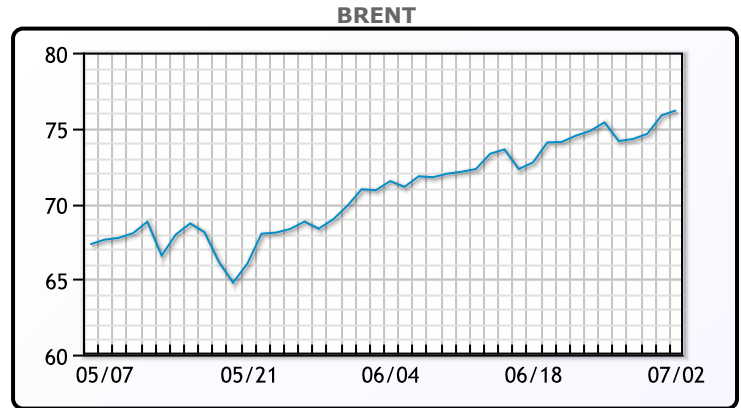
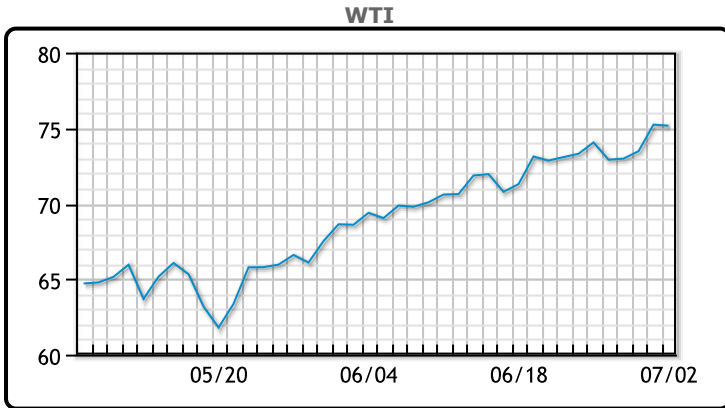
<https://www.pflpetroleum.com>
 1865 Veterans Park Dr. Suite 303
 Naples, Florida 34109
 Phone: 239-390-2885
 Fax: 239-949-0611
 Jul 2, 2021 10:15 PM

Major Energy Futures		
	Settle	Change
Brent	76.17	0.33
Gas Oil	611.25	9.25
Natural Gas	3.7	0.011
RBOB	229.98	2.58
ULSD	217.91	2.79
WTI	75.16	-0.07

Market Commentary

Oil prices steadied after the OPEC+ ministers resumed talks on raising the oil production rates. "We're in wait-and-see mode here with OPEC," said John Kilduff, partner at Again Capital in New York. "If the alliance cracks and breaks up ... the oil market could plunge into a very similar price crash witnessed when Russia left OPEC+ at the March 2020 meeting and triggered a price war," said Louise Dickson oil markets analyst at Rystad Energy. Brent crude settled up 33 cents to \$76.17 per barrel while WTI fell 7 cents to \$75.16 per barrel.

Crude & Product Markets

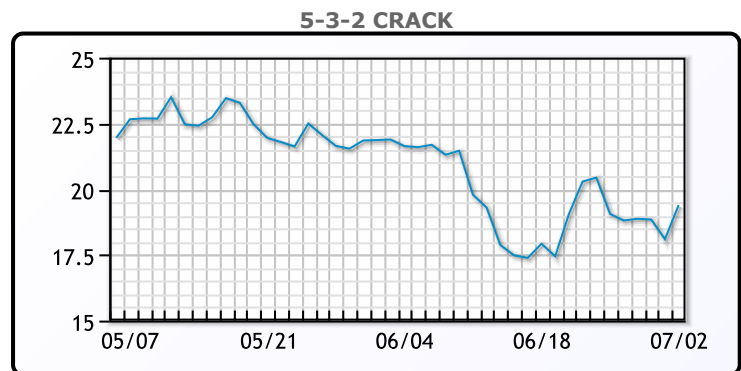
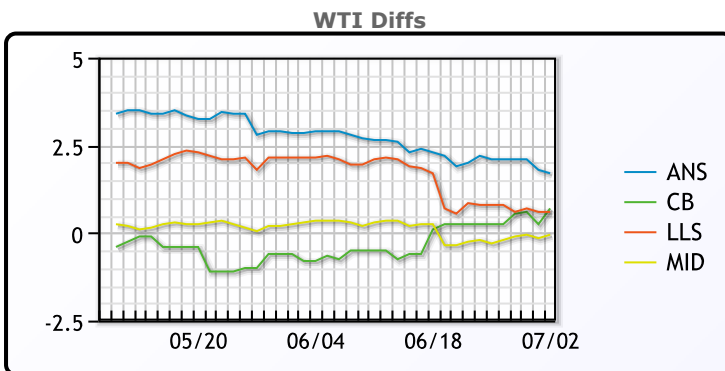


CRUDE

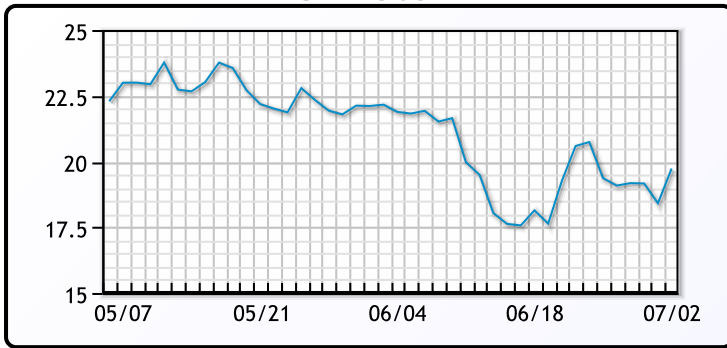
	Last	Week Ago	Month Ago
ANS	76.86	76.35	71.73
BLS	75.86	74.5	68.03
LLS	75.76	75.05	70.98
Mid	75.11	73.95	69.18
WTI	75.16	74.25	68.83

PRODUCTS

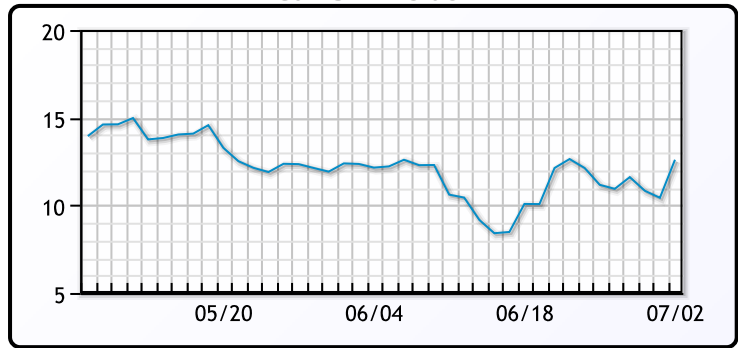
	Last	Week Ago	Month Ago
Gulf RBOB	225.48	221.14	213.91
Gulf ULSD	212.21	209.8	205.71
NYH RBOB	229.23	225.26	218.91
NYH ULSD	217.79	215.06	210.79
USGC 3%	63.88	63.63	59.88



3-2-1 Crack



Gulf 3-2-1 Crack



NGLs

MB

	Last	Week Ago	Month Ago
Butane	123.25	115.25	96.75
IsoButane	128.75	124	104.5
Natural Gasoline	164	160.5	150.25
Propane	111.5	104	91.75

CONWAY

	Last	Week Ago	Month Ago
Butane	123	116.5	101
IsoButane	133	130	115
Natural Gasoline	165	161	151.5
Propane	110.375	103.5	89.25

MB NON

	Last	Week Ago	Month Ago
Butane	126.63	120.75	102.75
IsoButane	128.75	124	104.5
Natural Gasoline	164	160.75	150.5
Propane	110	102.5	91.38

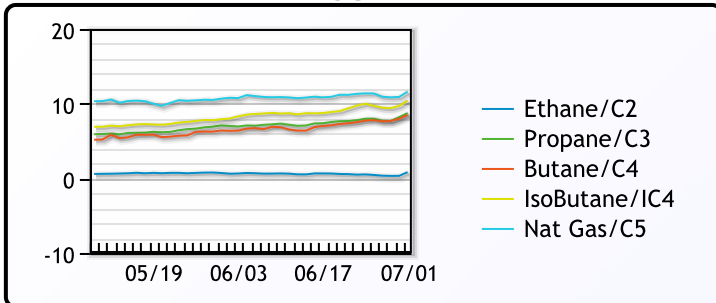
EDMONTON

	Last	Week Ago	Month Ago
Propane	90.5	81.88	62

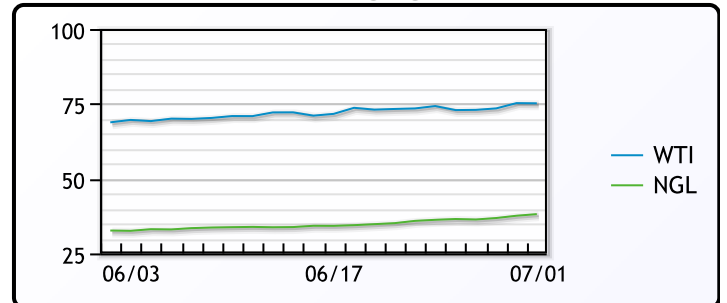
SARNIA

	Last	Week Ago	Month Ago
Propane	121.75	112.5	97.75

FRAC SPREAD



WTI vs NGL



FX

	Last	Change
CAD	1.2322	-0.0115
DXY	92.22601	-0.371
Gold	1787.3	10.46

RATES

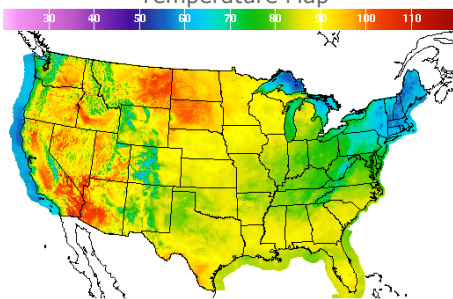
	Last	Change
US 2yr	0.2336	-0.0191
US 10yr	1.4238	-0.034
CAN 10yr	1.374	-0.015

EQUITIES

	Last	Change
Nasdaq	14639.33	116.95
TSX	1212.377	3.231
S&P 500	4352.34	32.4

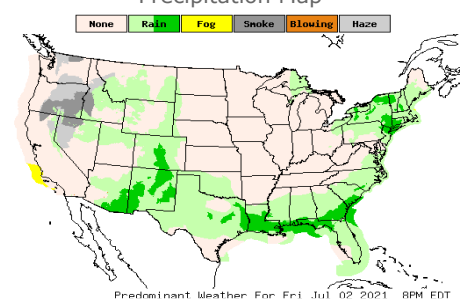
Weather Data

Temperature Map



City	HIGH °F	LOW °F
Calgary	84	59
Conway	91	64
Cushing	81	68
Denver	85	61
Houston	95	75
Mont Belvieu	90	75
Sarnia	66	55
Williston	95	70

Precipitation Map



This report has been prepared by PFL Petroleum Limited personnel for your information only and the views expressed are intended to provide market commentary and are not recommendations. This report is not an offer to sell or a solicitation of any offer to buy any security. The information contained herein has been compiled by PFL from sources believed to be reliable, but no representation or warranty, express or implied, is made by PFL Petroleum Limited, its affiliates or any other person as to its accuracy, completeness or correctness. Copyright 2017 PFL Petroleum Limited. All Rights Reserved