



MARKET DAILY

<https://www.pflpetroleum.com>
 1865 Veterans Park Dr. Suite 303
 Naples, Florida 34109
 Phone: 239-390-2885
 Fax: 239-949-0611
 Jul 20, 2021 9:00 PM

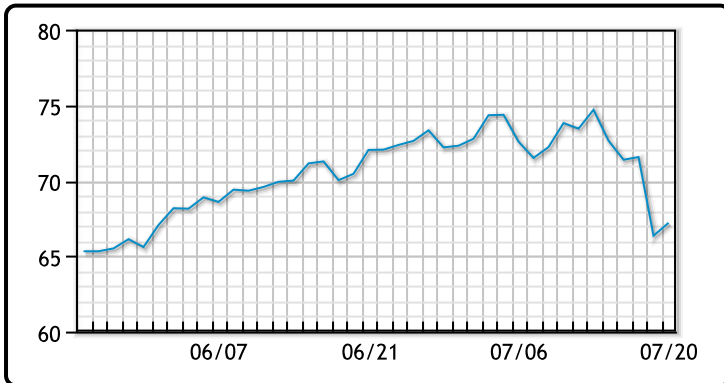
Major Energy Futures		
	Settle	Change
Brent	69.35	-4.97
Gas Oil	562.25	-0.25
Natural Gas	3.876	0.097
RBOB	213.15	2.11
ULSD	201.27	2.75
WTI	67.2	-5.21

Market Commentary

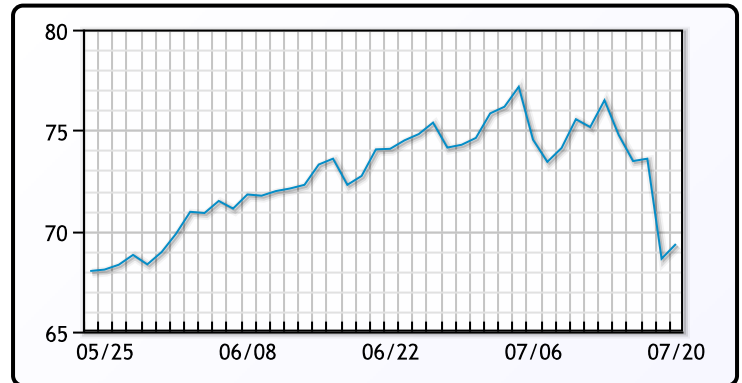
Oil prices rebounded today in a strong session but pared gains afterhours when the API released its crude inventory numbers. If confirmed tomorrow by government data this would be the first time in 8 weeks there was a build in stockpiles. Yesterday's rout in crude prices followed other financial markets lower as markets went risk-off due to the spread of the new variant. "It is hard to see prices staging a comeback unless virus jitters are brought back under control," said Stephen Brennock of oil broker PVM. "The market is clearly unsettled about the demand outlook." Most analysts, however, are not expecting the Delta variant to severely jeopardize the recovery, but are forecasting some contained bumps along the way. WTI traded up \$1.00 or 1.5% to close \$67.42.

Crude & Product Markets

WTI



BRENT



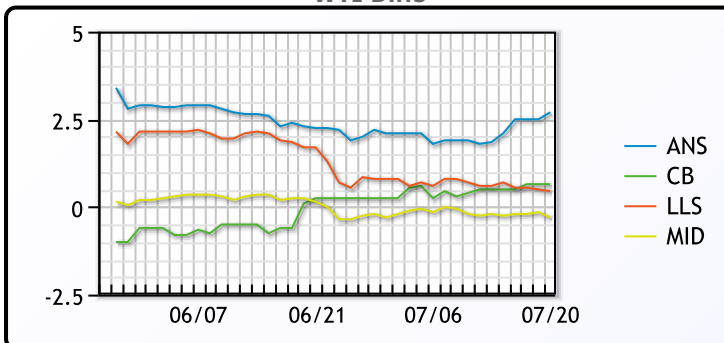
CRUDE

	Last	Week Ago	Month Ago
ANS	70.12	77.1	73.89
BLS	68.07	75.75	71.89
LLS	67.87	75.85	72.94
Mid	67.12	75.05	71.64
WTI	67.42	75.25	71.64

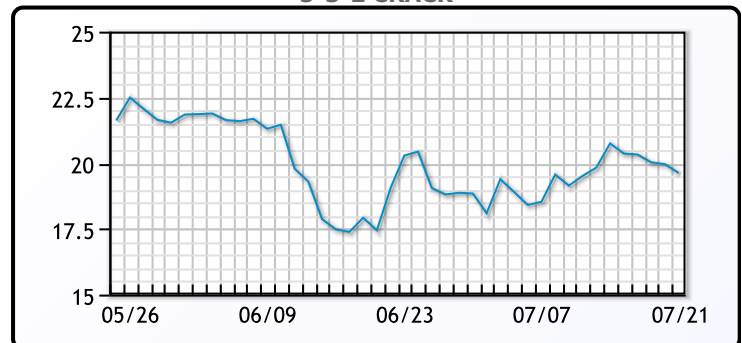
PRODUCTS

	Last	Week Ago	Month Ago
Gulf RBOB	210.78	228.71	211.71
Gulf ULSD	195.57	212.87	204.07
NYH RBOB	212.9	231.08	215.63
NYH ULSD	201.17	218.09	209.19
USGC 3%	57.38	63.38	62.13

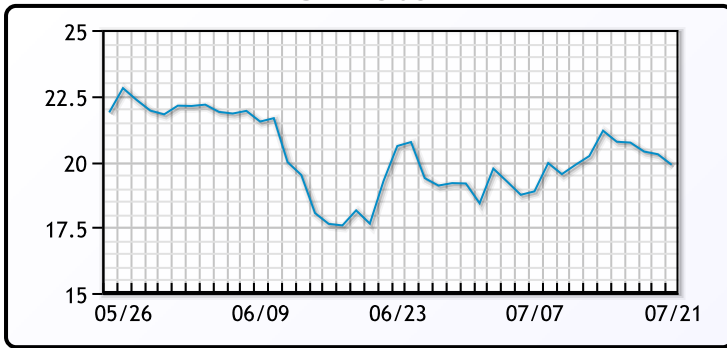
WTI Diffs



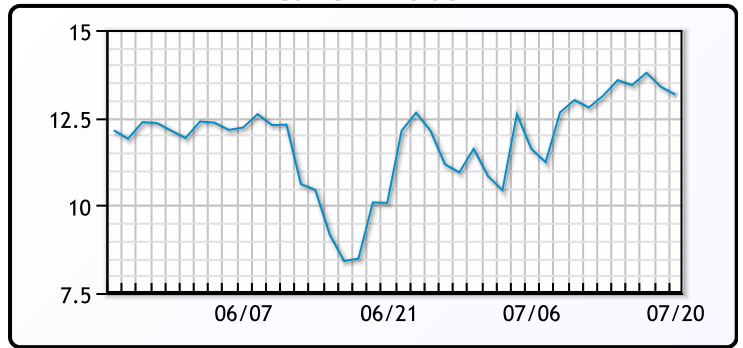
5-3-2 CRACK



3-2-1 Crack



Gulf 3-2-1 Crack



NGLs

MB

	Last	Week Ago	Month Ago
Butane	117.5	124.63	105.5
IsoButane	119.5	126.5	113.88
Natural Gasoline	151.75	166.75	153
Propane	104.88	109.75	97.75

CONWAY

	Last	Week Ago	Month Ago
Butane	117	121.5	105.75
IsoButane	133	137	122
Natural Gasoline	152.5	166.25	154
Propane	104.5	108	95.75

MB NON

	Last	Week Ago	Month Ago
Butane	119.5	125.63	110.75
IsoButane	119.5	126.5	113.88
Natural Gasoline	151.25	166	153.25
Propane	104.63	109	97.63

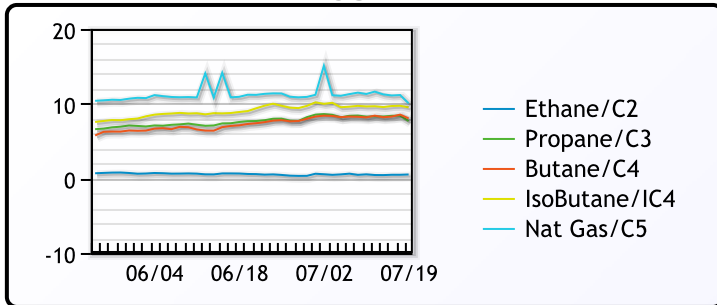
EDMONTON

	Last	Week Ago	Month Ago
Propane	84.5	89.5	75.75

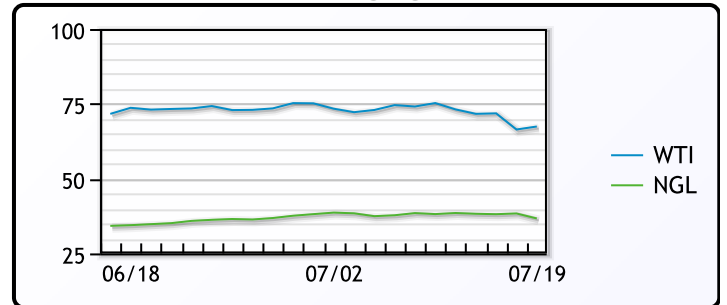
SARNIA

	Last	Week Ago	Month Ago
Propane	120.5	124.5	108.25

FRAC SPREAD



WTI vs NGL



FX

	Last	Change
CAD	1.2683	0.0001
DXY	92.971	-0.00201
Gold	1808.33	-2.03

RATES

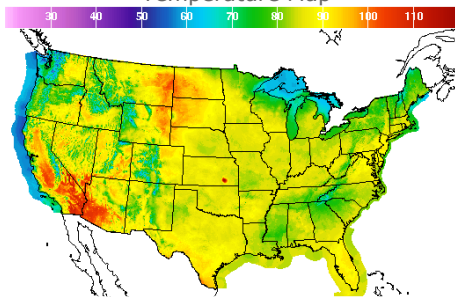
	Last	Change
US 2yr	0.2016	0.002
US 10yr	1.2252	0.0034
CAN 10yr	1.179	0.035

EQUITIES

	Last	Change
Nasdaq	14498.88	223.9
TSX	1199.316	11.729
S&P 500	4323.06	64.57

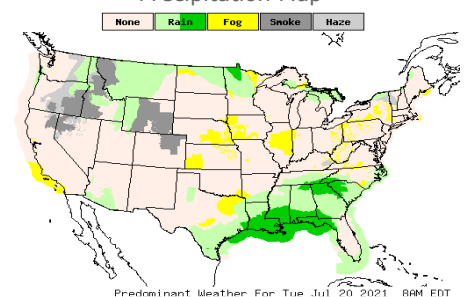
Weather Data

Temperature Map



City	HIGH °F	LOW °F
Calgary	87	54
Conway	83	60
Cushing	84	66
Denver	94	72
Houston	87	74
Mont Belvieu	85	72
Sarnia	80	65
Williston	96	74

Precipitation Map



This report has been prepared by PFL Petroleum Limited personnel for your information only and the views expressed are intended to provide market commentary and are not recommendations. This report is not an offer to sell or a solicitation of any offer to buy any security. The information contained herein has been compiled by PFL from sources believed to be reliable, but no representation or warranty, express or implied, is made by PFL Petroleum Limited, its affiliates or any other person as to its accuracy, completeness or correctness. Copyright 2017 PFL Petroleum Limited. All Rights Reserved