



# MARKET DAILY

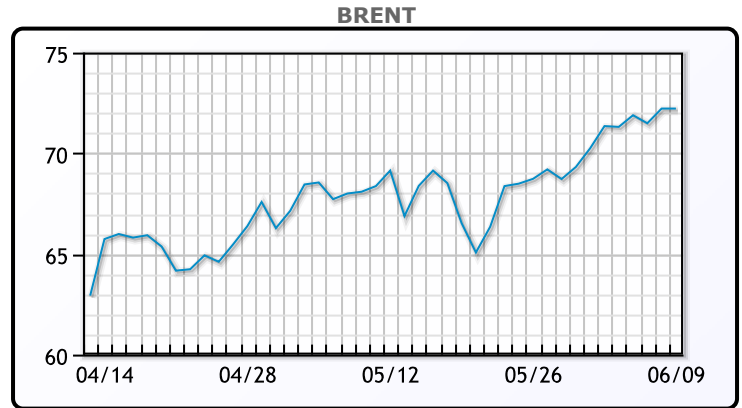
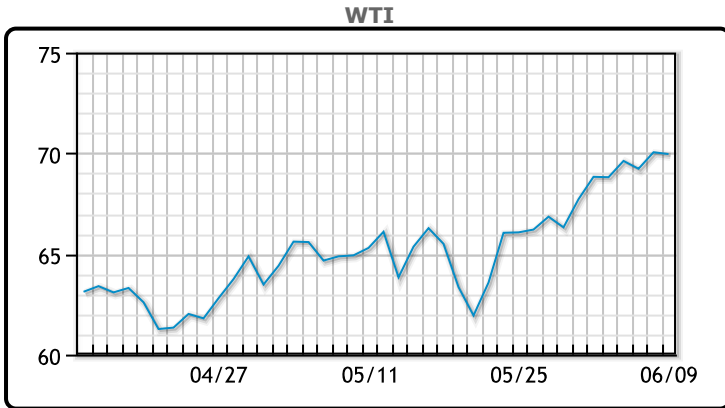
<https://www.pflpetroleum.com>  
 1865 Veterans Park Dr. Suite 303  
 Naples, Florida 34109  
 Phone: 239-390-2885  
 Fax: 239-949-0611  
 Jun 9, 2021 8:12 PM

Major Energy Futures		
	Settle	Change
Brent	72.22	0
Gas Oil	584.75	0
Natural Gas	3.129	0.001
RBOB	220.25	-1.65
ULSD	212.95	-0.55
WTI	69.96	-0.09

**Market Commentary**

Oil prices declined today, likely a combination of profit taking and due to a large build in fuel inventories. Despite a large draw in crude inventories, stocks of gasoline and other fuels rose sharply due to weaker than expected demand for the week that included Memorial Day. Other analysts noted, however, that the poor weather up and down the U.S. East Coast may have reduced consumption, following a period of gasoline hoarding that artificially boosted demand during the Colonial Pipeline outage last month from a ransomware attack. US commercial crude inventories fell by 5.24MM/bbls, vs a forecasted decline of about 2MM/bbls. Refinery utilization was up 2.6%, to 91.3%. Gasoline inventories increased 7MM/bbls, vs a forecasted build of 2.41MM/bbls. Distillate inventories increased by 4.41MM/bbls, vs a forecasted build of 3.75MM/bbls. WTI traded down \$.09 or -.13% to close at \$69.96. Brent was flat for the day closing at \$72.22.

## Crude & Product Markets

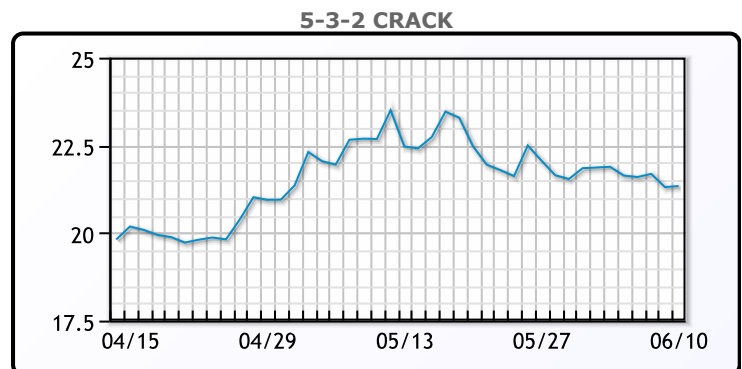
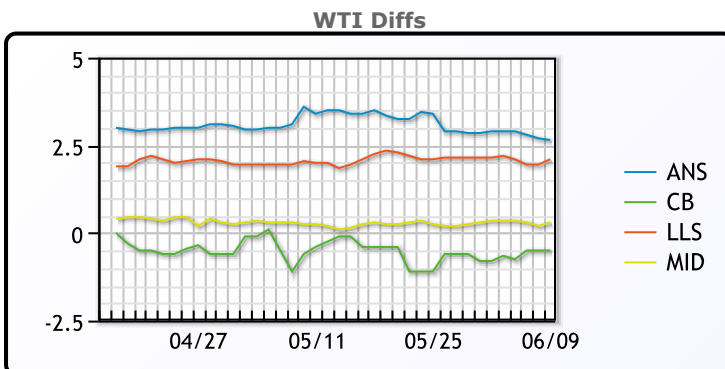


**CRUDE**

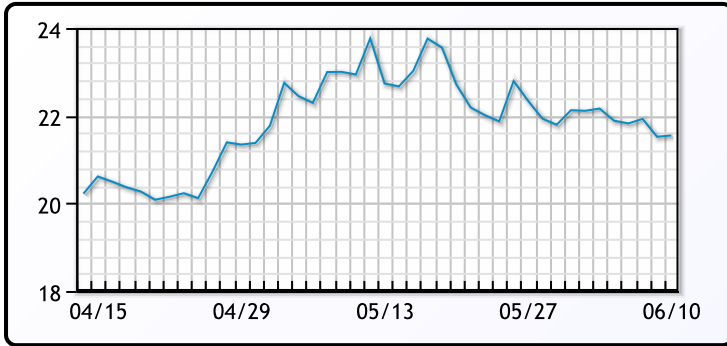
	Last	Week Ago	Month Ago
ANS	72.61	71.73	68.3
BLS	69.46	68.03	64.5
LLS	72.06	70.98	66.9
Mid	70.26	69.18	65.15
WTI	69.96	68.83	64.9

**PRODUCTS**

	Last	Week Ago	Month Ago
Gulf RBOB	215.25	213.91	207.44
Gulf ULSD	207.82	205.71	196.19
NYH RBOB	219.65	218.91	211.44
NYH ULSD	213.1	210.79	201.56
USGC 3%	59.88	59.88	60.13



3-2-1 Crack



Gulf 3-2-1 Crack



NGLs

MB

	Last	Week Ago	Month Ago
Butane	102.75	96.75	83
IsoButane	112.25	104.5	90.75
Natural Gasoline	151.75	150.25	144.5
Propane	94.25	91.75	79.5

CONWAY

	Last	Week Ago	Month Ago
Butane	105.5	101	86.75
IsoButane	118.5	115	110
Natural Gasoline	153.5	151.5	144
Propane	92.75	89.13	76.75

MB NON

	Last	Week Ago	Month Ago
Butane	111.75	102.75	90.75
IsoButane	112.25	104.5	90.75
Natural Gasoline	152.63	150.5	144.75
Propane	93.5	91.63	79.5

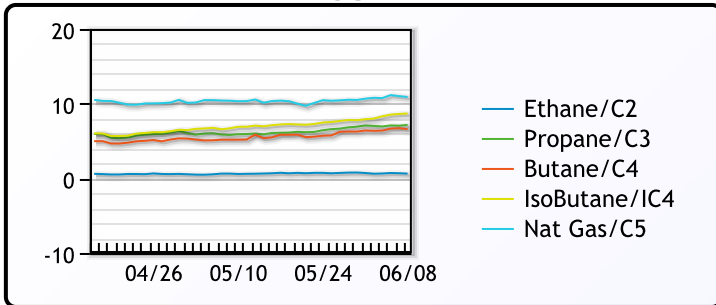
EDMONTON

	Last	Week Ago	Month Ago
Propane	70.75	67.25	51.75

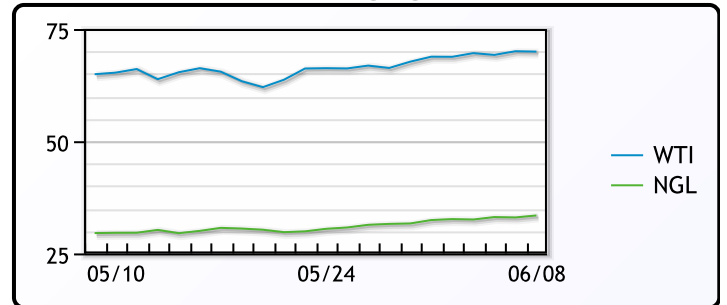
SARNIA

	Last	Week Ago	Month Ago
Propane	105	97.75	95.5

FRAC SPREAD



WTI vs NGL



FX

	Last	Change
CAD	1.2116	0.0005
DXY	90.148	0.028
Gold	1888.04	-0.53

RATES

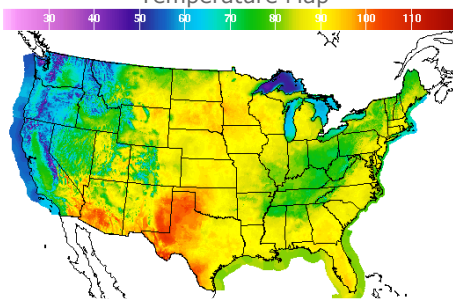
	Last	Change
US 2yr	0.1548	0
US 10yr	1.4857	-0.0051
CAN 10yr	1.411	-0.04

EQUITIES

	Last	Change
Nasdaq	13911.75	-13.16
TSX	1195.154	-4.97
S&P 500	4219.55	-7.71

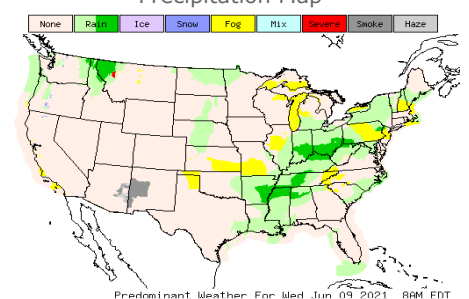
Weather Data

Temperature Map



City	HIGH °F	LOW °F
Calgary	58	39
Conway	83	66
Cushing	87	70
Denver	89	66
Houston	91	78
Mont Belvieu	87	78
Sarnia	78	66
Williston	85	62

Precipitation Map



This report has been prepared by PFL Petroleum Limited personnel for your information only and the views expressed are intended to provide market commentary and are not recommendations. This report is not an offer to sell or a solicitation of any offer to buy any security. The information contained herein has been compiled by PFL from sources believed to be reliable, but no representation or warranty, express or implied, is made by PFL Petroleum Limited, its affiliates or any other person as to its accuracy, completeness or correctness. Copyright 2017 PFL Petroleum Limited. All Rights Reserved